



Numeric Keypad



Model: AKP-150

QuickGuide

English

①

LIMITED WARRANTY

ADESSO provides one year limited warranty for the quality of all its products in materials and workmanship.

During this period, ADESSO will repair or replace all merchandise, which proved to be defective. However, ADESSO will not warranty any product which has been subjected to improper freight Handling, shipping abuse, neglect or unauthorized repair or installation. The warranty also will not cover products installed with Non-ADESSO components and product with broken sealed and assembly trace. After replacement of RMA, ADESSO reserves the right to request the total cost of the replacement products with broken seals or assembly trace.

If you discover a defect, Adesso will, at its option, repair or replace the product at no charge to you, provided you return it during the warranty period with transportation charges pre-paid to Adesso. You must contact Adesso at support@adesso.com for a Return Merchandise Authorization number (RMA) prior to returning any product. For each product returned for warranty service, please include your name, shipping address (no P.O. Box), telephone number, copy of the bill of sale as proof of purchase and have the package clearly marked with your RMA number.

SUPPORT

We have listed most of our FAQ's (Frequently Asked Questions) at: <http://www.adesso.com/faqs.asp>. Please visit our FAQ Service & Support pages before you contact our E-mail or Telephone Support.

Email Support: If our FAQ's do not help you resolve your issues, please email support@adesso.com

Telephone Support:
Toll Free: (800) 795-6788
9:00AM to 5:00PM PST Monday - Friday

②

INTRODUCTION

No more hassling with an embedded keypad on your notebook computer! Dramatically increase your productivity with our external keypad for notebook, netbook and desktop computers. Simply plug the keypad into the USB port of your PC and you are ready to fly through spreadsheets or numeric input applications. The AKP-150 has a sleek, durable design, yet weighs only four ounces.

FEATURES

- Compact, lightweight design makes this keypad a perfect traveling companion
- Retractable cable keeps cables neat and tangle-free, another plus for mobile users
- Works seamlessly with any USB-ready computer
- Plug-and-Play for ease of use
- Approvals: FCC, CE and ROHS

REQUIREMENTS

- Hardware: IBM, Pentium II class compatible or higher
- Operating system: Windows® 7, Windows® Vista, Windows® XP and below
- Available USB port

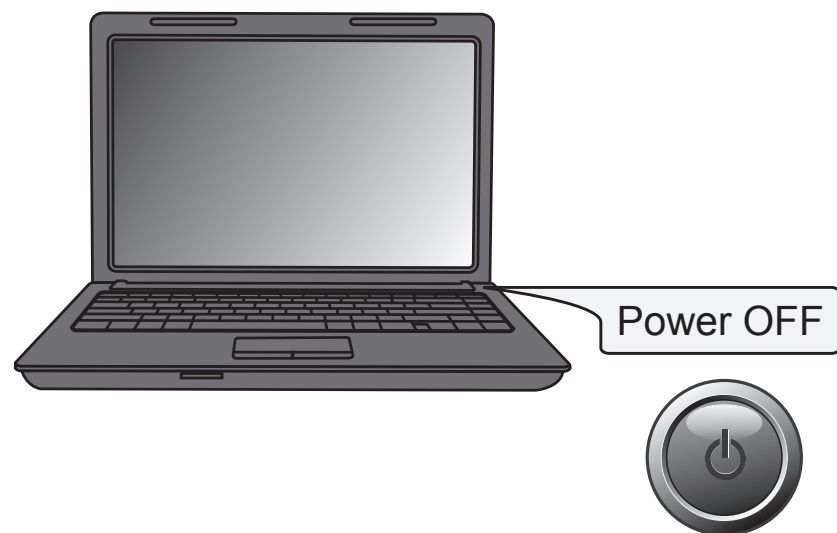
③

INSTALLATION

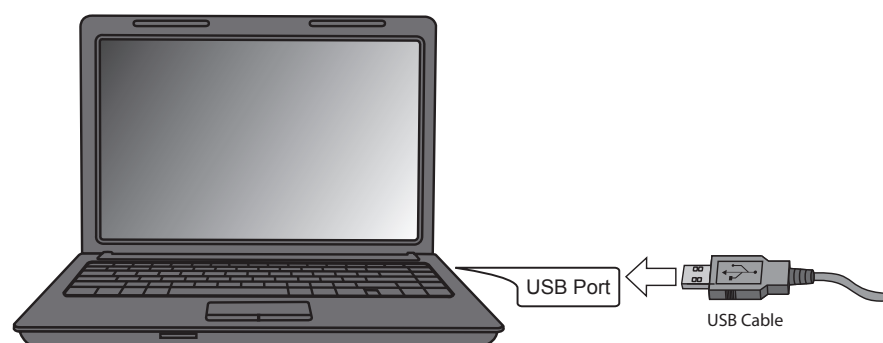
1. Make sure that your computer is turned OFF before installing this keypad.

2. Plug in the Numeric Keypad USB cable to your computer's USB port.

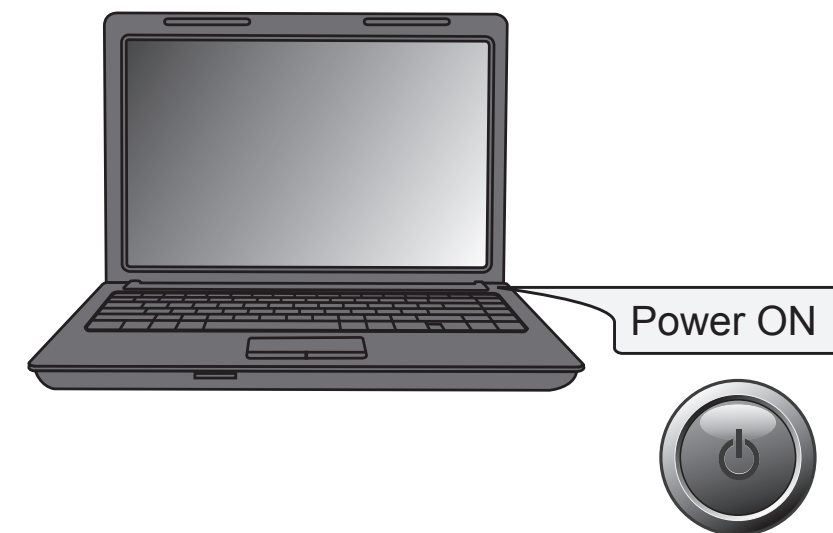
3. Turn On your computer and your operating system will detect the device automatically. This device is plug and play, no driver required.



④



⑤



V2.0 031011

⑥

Free Manuals Download Website

<http://myh66.com>

<http://usermanuals.us>

<http://www.somanuals.com>

<http://www.4manuals.cc>

<http://www.manual-lib.com>

<http://www.404manual.com>

<http://www.luxmanual.com>

<http://aubethermostatmanual.com>

Golf course search by state

<http://golfingnear.com>

Email search by domain

<http://emailbydomain.com>

Auto manuals search

<http://auto.somanuals.com>

TV manuals search

<http://tv.somanuals.com>