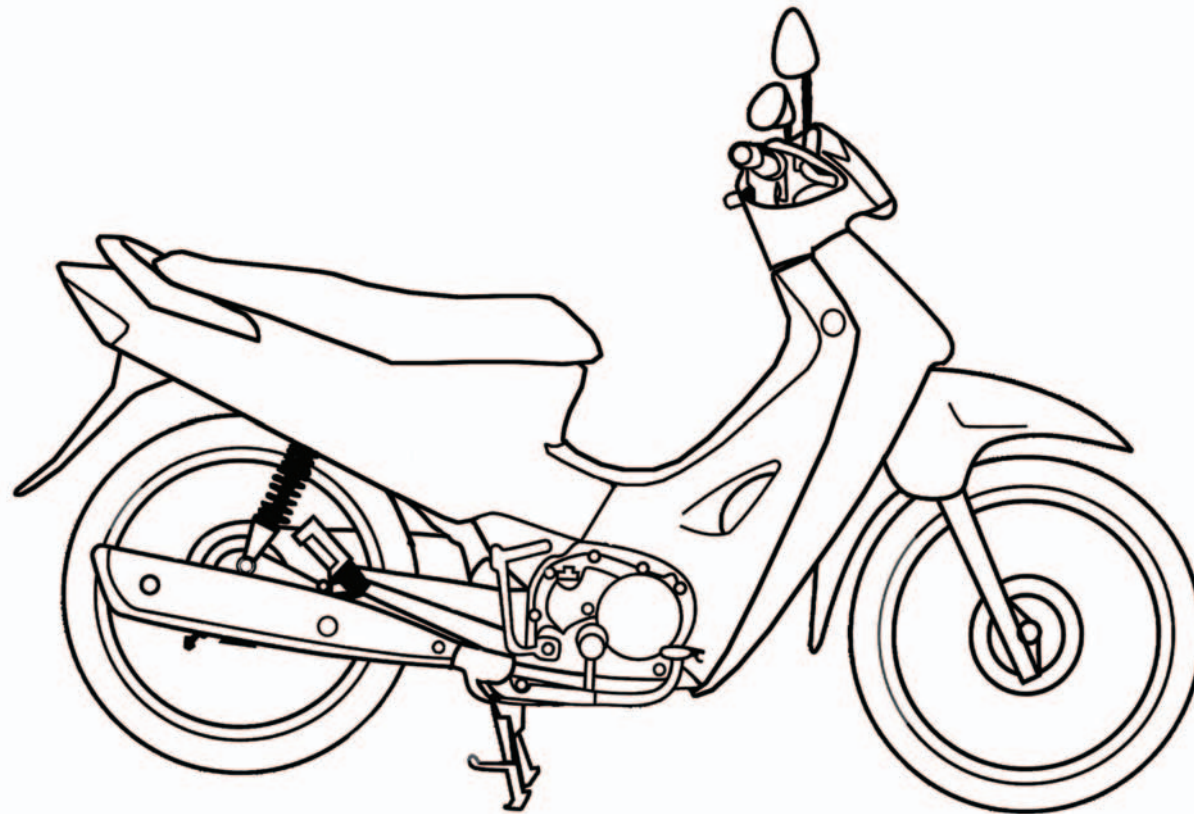




# KARISMA SERIES

*KARISMA 125*  
*KARISMA 125D*  
*KARISMA-X 125*  
*KARISMA-X 125D*



**PART CATALOG**

EDISI **2**

## PETUNJUK PEMAKAIAN PARTS CATALOG

Parts catalog ini digunakan untuk memesan/mencari parts pengganti; di dalamnya terdapat semua parts dan waktu kerja standard (F.R.T.) untuk tipe sepeda motor HONDA KARISMA SERIES (KARISMA dan KARISMA-X)

### I. CARA MEMESAN PARTS

#### 1. Informasi yang diperlukan

Pemesan parts pengganti sebaiknya mencantumkan Part Number dan Nomor seri seperti diterangkan dibawah. Hal ini diperlukan oleh karena setiap perubahan dan modifikasi pada parts telah didaftarkan di HONDA berikut nomor part dan Nomor seri yang bersangkutan.

Nomor-nomor yang dibutuhkan :

- (a) Parts mesin : Part Number dan Nomor seri mesin
- (b) Parts rangka : Part Number dan Nomor seri rangka
- (c) Parts karburator : Part Number dan Nomor identifikasi karburator

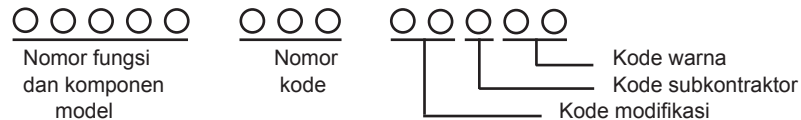
#### 2. Perubahan-perubahan

Perubahan-perubahan pada parts catalog ini akan dimuat dalam Parts Bulletin yang diterbitkan sebagai pelengkap dari pada parts catalog ini. Bila jumlah perubahan-perubahan cukup banyak, pada suatu waktu dapat diterbitkan edisi baru yang disesuaikan daripada parts catalog ini, dan masing-masing edisi akan diberikan nomor urut pada sampulnya. Kami menganjurkan agar Sdr. selalu menyimpan parts bulletin bersama parts catalog ini, agar informasi parts Sdr. selalu lengkap dan up-to-date.

### II. CARA MEMBACA PARTS CATALOG

#### 1. Susunan nomor part

(contoh) Parts umum (General parts)



(contoh) Baut-baut, mur-mur dan standar parts lain.



## 2. Kode warna

Kode warna pada bagian belakang nomor part menunjukkan warna part tersebut. Kode-kode ZA, ZB, ZC dan seterusnya tidak secara langsung menunjukkan warna part, melainkan warna dapat dilihat dari kode HONDA pada kolom "Part Number" di sebelahnya nomor part yang bersangkutan.

Kode warna pabrik seperti SBM, DSM, PFW, dsbnya secara langsung menunjukkan warna part seperti ditunjukkan pada tabel berikut :

Kode Warna		Warna
Kode pabrik	Kode HONDA	
FMB	NH-1	Black
FMK	R-201	Magna Red
FMI	RP-140M	Vortex Purple Metallic
FMH	NH-131M	Starlight Silver Metallic

## 3. Singkatan-singkatan

Dibawah ini adalah daftar singkatan-singkatan yang digunakan di dalam parts catalog, sebagai berikut :

ASSY..... Assembly	L.E.D..... Light emitting diode
COMP..... Complete.	MPH..... Miles per hour
R..... Right	L (100L)..... Link(100 Links)
L..... Left	A.C..... Alternating current
STD..... Standard	D.C..... Direct current
MM..... Milimeter	IN..... Inlet
G..... Gram	EX..... Exhaust
T(22)..... Tooth (22Teeth)	FR..... Front
A..... Ampere	RR..... Rear
V..... Volt	Hex..... Hexagonal
W..... Watt	A.M..... Attaching mark
WL..... With labelling	T.M..... Transcript mark
WOL..... Without labelling	C.D.I..... Capacitive
KPH..... Kilometers per hour	..... discharge ignition

## 4. Dimensi-dimensi

Semua ukuran diberikan dalam satuan milimeter (mm) kecuali untuk peluru baja (steel balls), ban luar (tires) dan ban dalam (tire tubes).

Part	Contoh	Pengertian
Bolt (Screw)	6x12	diameter 6mm, panjang 12mm
Pin	8x14	diameter 8mm, panjang 14mm
O-Ring	9.5x1.6	diameter 9,5mm, tebal 1,6mm
Oil seal	14x24x5	diameter dalam 14 mm, diameter luar 24 mm, tebal 5mm
Tube	5x130	diameter dalam 5mm, panjang 130mm

## 5. Parts yang digantikan oleh part lain

Nomor part yang diletakkan dibawah nama part pada kolom "Description" menunjukkan bahwa nomor part disebelahnya telah diganti dengan nomor part tersebut. Pergantian parts sedemikian (supersedence) dapat dilakukan oleh HONDA tanpa pemberitahuan apapun.

## 6. Part yang dipersatukan (Assemblies)

Part pada gambar yang dikelilingi dengan garis terputus-putus tersedia sebagai parts yang dipersatukan. Masing-masing komponen daripada susunan parts itu dapat juga diperoleh secara terpisah.

## 7. Jumlah yang diperlukan

Angka didalam kolom "Q'ty" menunjukkan jumlah part tersebut yang dipakai di dalam bagian yang bersangkutan.

## 8. Ilustrasi

Gambar-gambar parts yang dimuat di dalam part catalog ini disediakan untuk mempermudah pengenalan part dan mungkin berbeda daripada bentuk part sebenarnya.

## 9. Nama part

Nama part tidak diterjemahkan kedalam bahasa Indonesia, melainkan tetap menggunakan istilah resminya didalam bahasa Inggris, agar seragam dengan istilah internasional yang dipakai di seluruh dunia oleh Honda Motor Co.,Ltd.

## 10. Model dan nomor seri yang berlaku

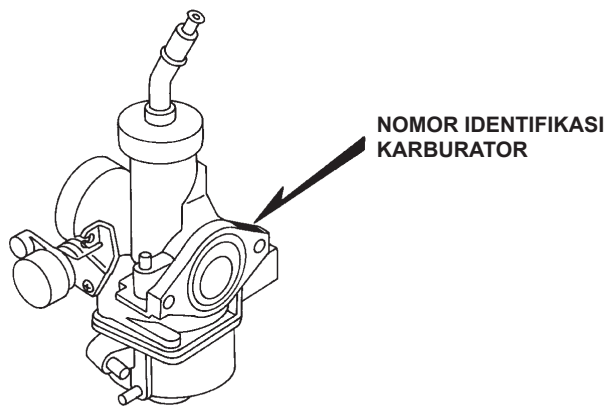
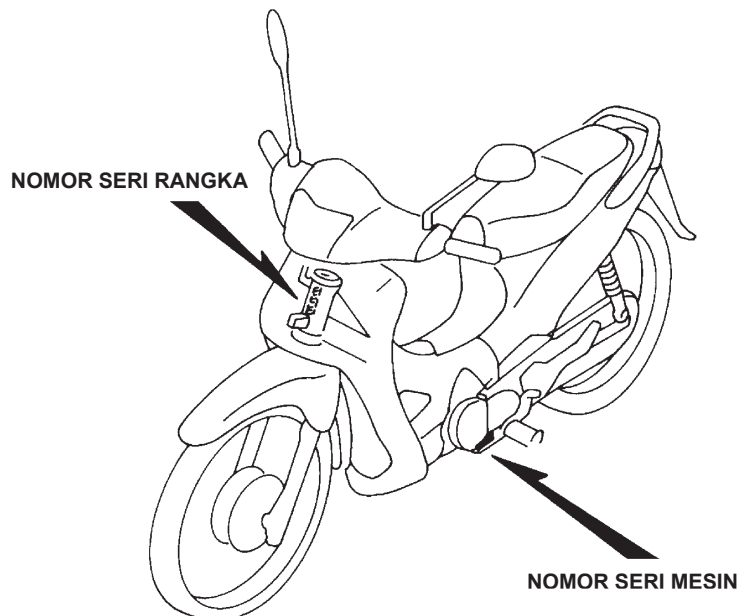
Model-model, kode daerah pemasaran dan nomor seri yang berlaku didalam parts catalog ini dapat diidentifikasi sebagai berikut dibawah ini.

Model	Kode daerah pemasaran	Tipe	No. Seri Mesin yang berlaku mulai	No. Seri Rangka yang berlaku mulai	No. Identifikasi Karburator yang berlaku
NF125 NF125D	IN 2IN	Indonesia Indonesia	JB1*E***** JB2*E*****	MH1JB1****K***** MH1JB2****K*****	APBF3A A

\* Dari nomor identifikasi karburator, hanya dipakai bagian yang digaris bawahi didalam contoh dibawah

APBF3A A KC

11. Lokasi nomor seri pada sepeda motor



III. CARA MEMAKAI FLAT RATE TIME (F.R.T.)

F.R.T. (Flate Rate Time) yang terletak di halaman paling akhir buku ini dipakai untuk menentukan waktu kerja standard yang diperbolehkan untuk penggantian parts.

F.R.T untuk parts yang tidak tercantum didalam buku ini harus ditentukan dari jenis pekerjaan yang erat hubungannya dengan penggantian parts tersebut.

1. F.R.T. didasarkan atas kondisi servis sebagai berikut :

- a. Disamping waktu servis yang sebenarnya ditambahkan lagi waktu ekstra.
- b. Waktu standard yang ditentukan didasarkan atas persyaratan bahwa alat-alat servis yang diperlukan seperti terdaftar didalam buku pedoman reparasi sudah siap tersedia, dan pekerjaan dilakukan oleh seorang mekanik dengan ketrampilan normal.
- c. Waktu yang dibutuhkan untuk pemeriksaan dan percobaan pemakaian setelah diservis, dimasukkan juga kedalam F.R.T.

2. Metode perhitungan

Waktu pekerjaan ditulis dalam sepersepuluh jam untuk mempermudah perhitungan.  
 (contoh) 0.3 = 18 menit  
 5.6 = 5 jam dan 36 menit

DAFTAR KONVERSI			
Jam	Menit	Jam	Menit
0.1	6	0.6	36
0.2	12	0.7	42
0.3	18	0.8	48
0.4	24	0.9	54
0.5	30	1.0	60

3. Menghitung F.R.T.

Jika beberapa pekerjaan dilakukan sekaligus, hitunglah sebagai berikut :

- a. Pekerjaan yang tidak berhubungan  
 F.R.T. untuk pekerjaan diperoleh dengan menjumlahkan F.R.T. untuk setiap part yang diganti  
 (contoh) Penggantian cylinder dan clutch spring

Service item/Bagian yang diservis	F.R.T.
Cylinder	1.4
Clutch spring	0.7

F.R.T. untuk pekerjaan ini adalah : 1.4 + 0.7 = 2.1

## b. Pekerjaan yang terulang

Ambillah F.R.T. untuk part terakhir yang akan diganti.  
(contoh) Penggantian piston dan cylinder head gasket.

Service item/Bagian yang diservis	F.R.T.
Cylinder head gasket	1.0
Piston	1.5

F.R.T. untuk pekerjaan ini adalah : 1.5

## c. Pekerjaan yang sebagian berhubungan

Jumlahkan F.R.T. untuk semua parts yang diganti dan kurangi dengan F.R.T untuk pekerjaan yang terulang.  
(contoh) Penggantian gear shift drum dan crankshaft assembly.

Service item/Bagian yang diservis	F.R.T.
Gearshift drum	* 3.9
Crankshaft	* 4.1
Pembongkaran crankcase	* 3.7

F.R.T. untuk pekerjaan ini adalah :  $(3.9 + 4.1) - 3.7 = 4.3$

Pekerjaan yang terulang adalah pembongkaran crankcase.

\* F.R.T. dengan tanda (\*) termasuk menurunkan dan memasang kembali mesin.

## 4. Pekerjaan lain disamping penggantian parts

## a. Penurunan dan pemasangan

No.	Service item/Bagian yang diservis	F.R.T.
1.	Mesin	1.5
2.	Kepala silinder	1.1
3.	Karburator	0.4

No.	Service item/Bagian yang diservis	F.R.T.
1.	Pemeriksaan waktu pengapian	0.2
2.	Penyetelan dan pembersihan busi	0.1
3.	Penyetelan tappet	0.3
4.	Penyetelan stasioner karburator	0.1
5.	Pemeriksaan oli mesin (tidak termasuk penggantian oli mesin)	0.1
6.	Penyetelan kopling	0.1
7.	Pembersihan elemen saringan udara	0.3
8.	Pengukuran tekanan kompresi	0.1
9.	Pemeriksaan cairan batere dan berat jenisnya	0.2
10.	Pengukuran tinggi pelampung karburator	0.6
11.	Pembersihan saringan oli mesin	0.6
12.	Penyetelan gas tangan	0.1

## Rangka

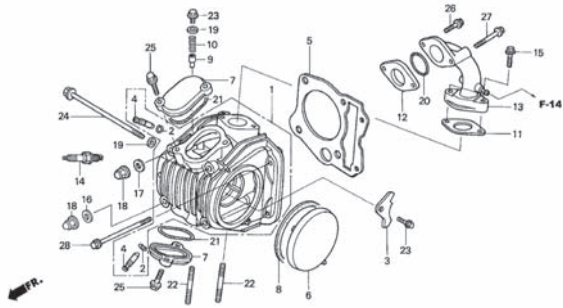
No.	Service item/Bagian yang diservis	F.R.T.
1.	Penyetelan rem depan	0.1
2.	Penyetelan rem belakang	0.1
3.	Pemeriksaan cara kerja rem	0.1
4.	Penyetelan arah lampu depan	0.1
5.	Rantai roda (termasuk penyetelan tegangan rantai tetapi tidak termasuk penggantian sprocket)	0.1

## c. Pembongkaran

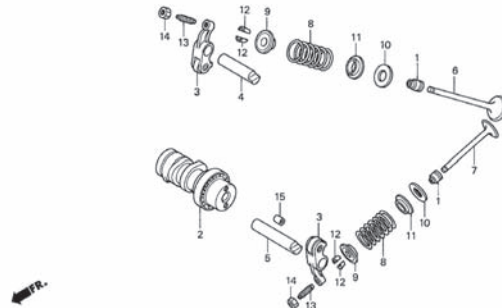
No.	Service item/Bagian yang diservis	F.R.T.
1.	Karburator	0.7

# ENGINE GROUP

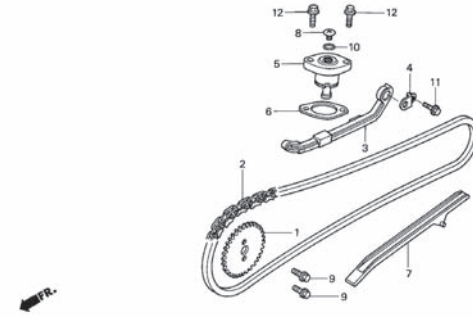
**E-1** CYLINDER HEAD



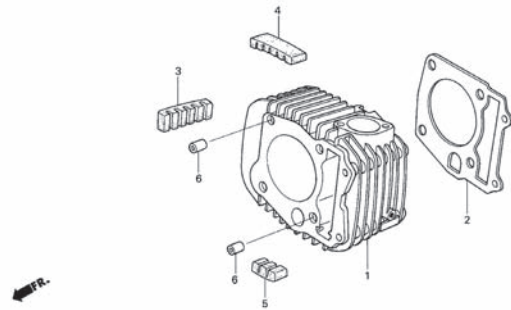
**E-2** CAMSHAFT/VALVE



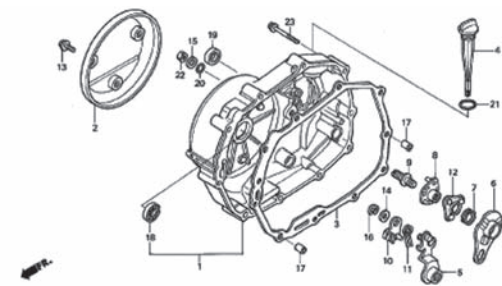
**E-3** CAM CHAIN/TENSIONER



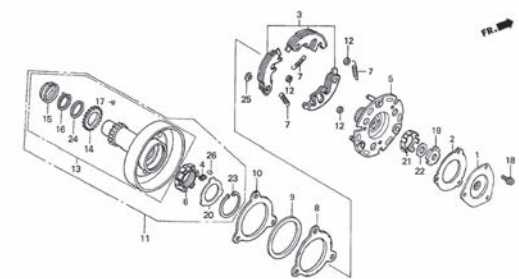
**E-4** CYLINDER



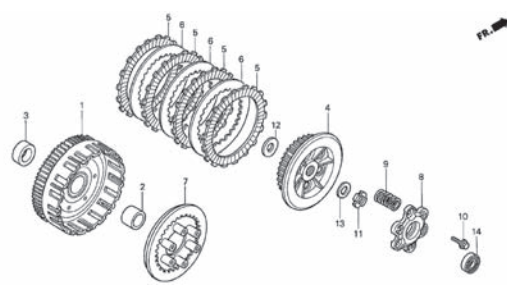
**E-5** RIGHT CRANKCASE COVER



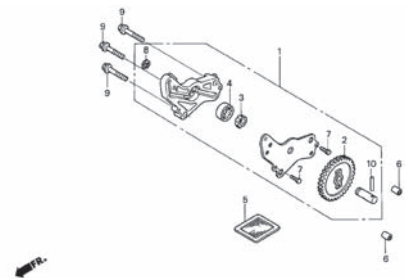
**E-6** ONE WAY CLUTCH



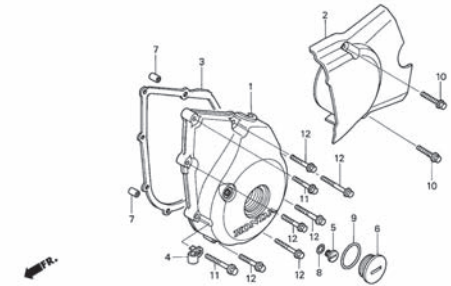
**E-7** CLUTCH



**E-8** OIL PUMP



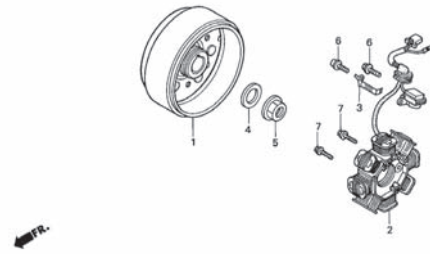
**E-9** LEFT CRANKCASE COVER



# ENGINE GROUP

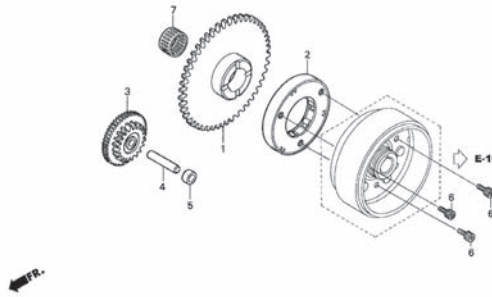
E-10

GENERATOR



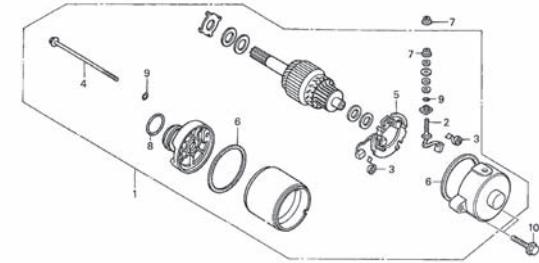
E-11

STARTING CLUCTCH



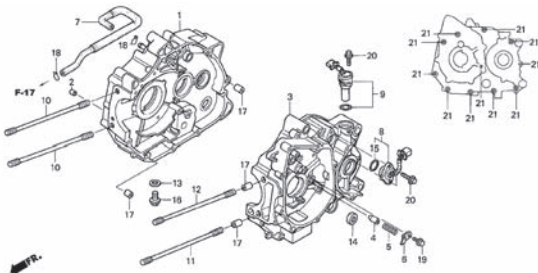
E-12

STARTING MOTOR



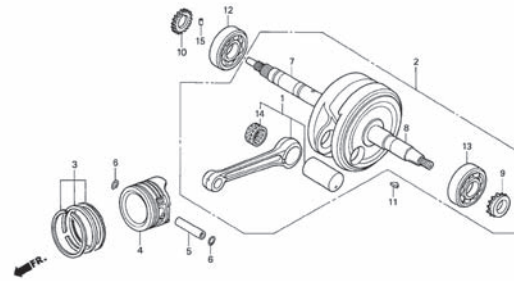
E-13

CRANKCASE



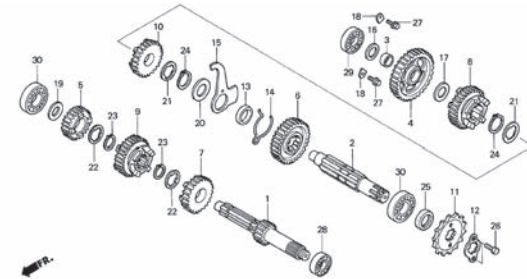
E-14

CRANKSHAFT/PISTON



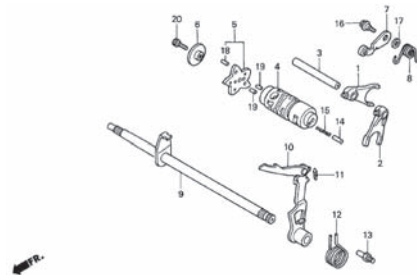
E-15

TRANSMISSION



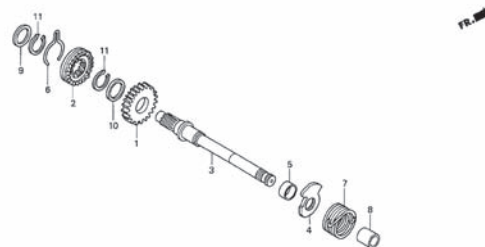
E-16

GEARSHIFT DRUM



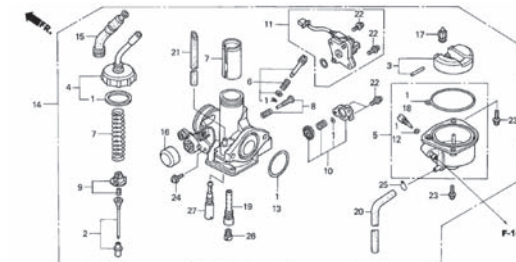
E-17

KICK STARTER SPINDLE



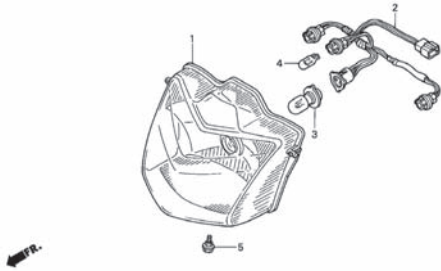
E-18

CARBURETOR

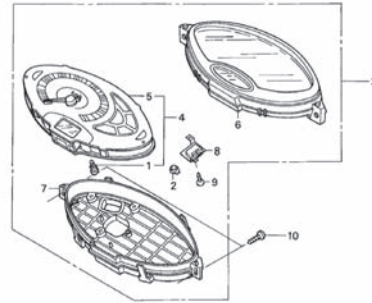


# FRAME GROUP

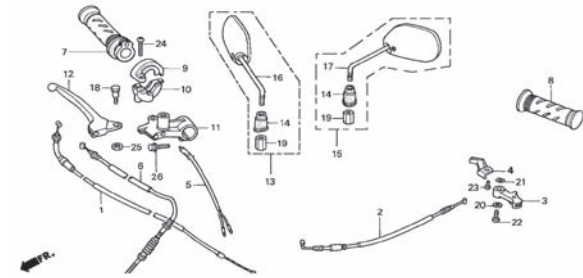
**F-1 HEADLIGHT**



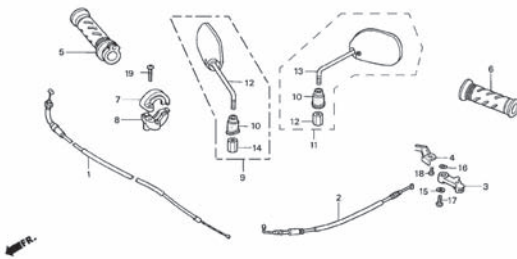
**F-2 METER**



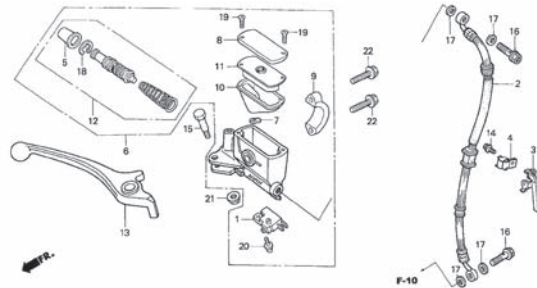
**F-3 HANDLE LEVER/CABLE/MIRROR**



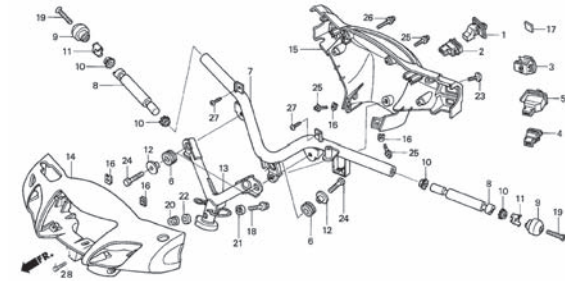
**F-3-1 CABLE/MIRROR**



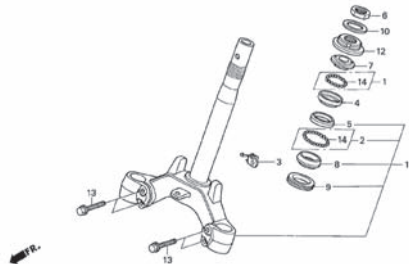
**F-4 FR. BRAKE MASTER CYLINDER**



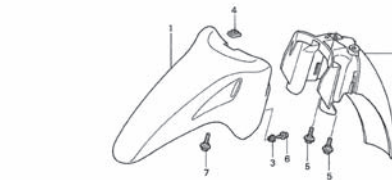
**F-5 HANDLE PIPE/ HANDLE COVER /SWITCH**



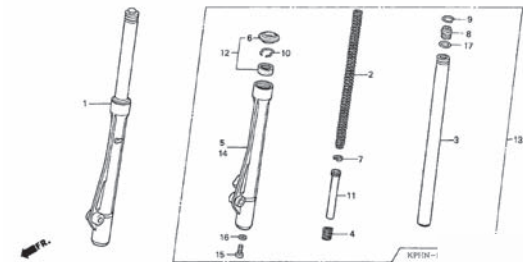
**F-6 STEERING STEM**



**F-7 FRONT FENDER**



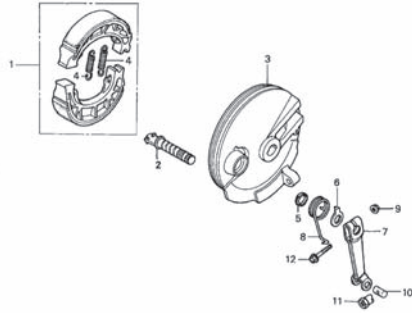
**F-8 FRONT FORK**



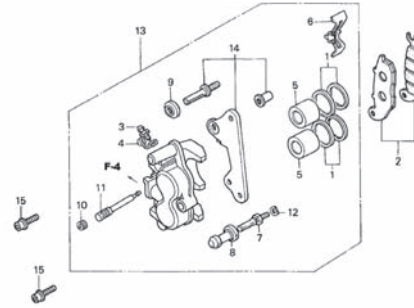


# FRAME GROUP

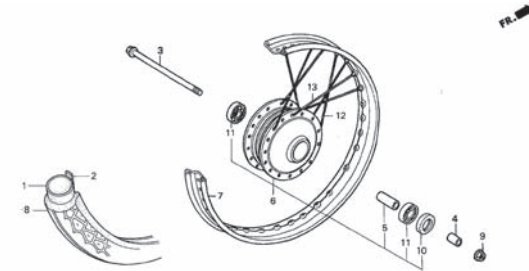
**F-9 FRONT BRAKE PANEL**



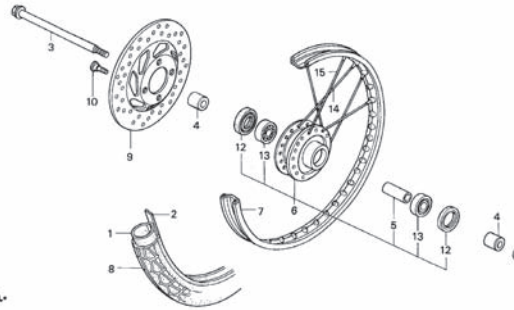
**F-10 FRONT BRAKE CALIPER**



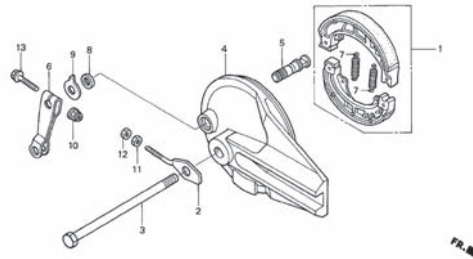
**F-11 FRONT WHEEL**



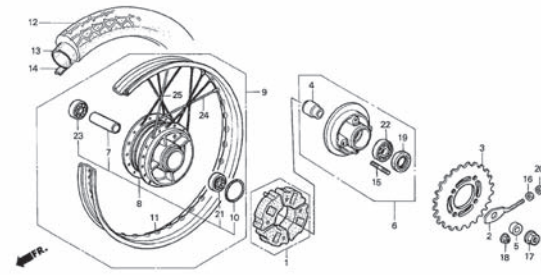
**F-11-1 FRONT WHEEL**



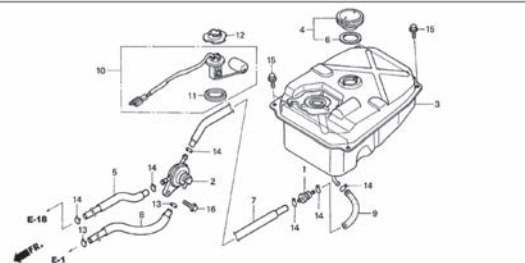
**F12 REAR BRAKE PANEL**



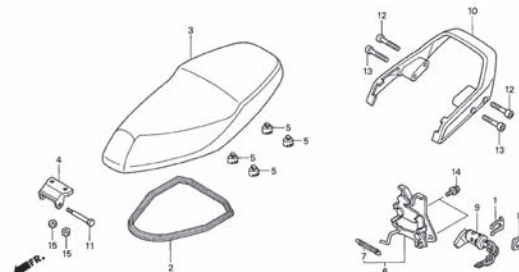
**F-13 REAR WHEEL**



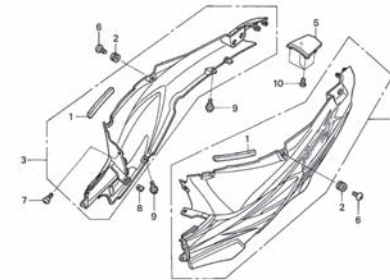
**F-14 FUEL TANK**



**F-15 SEAT**

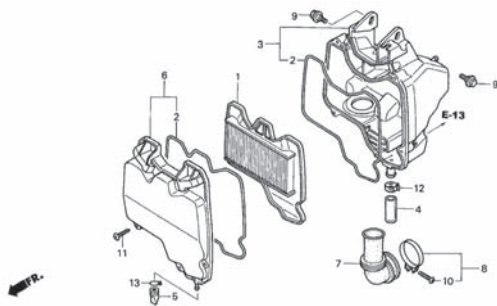


**F-16 BODY COVER**

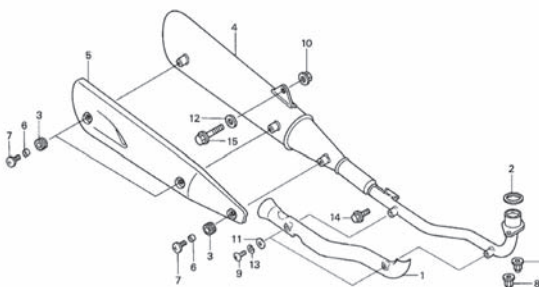


# FRAME GROUP

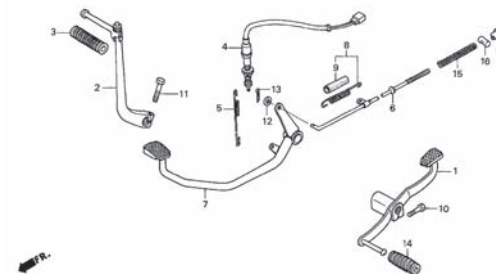
**F-17 AIR CLEANER**



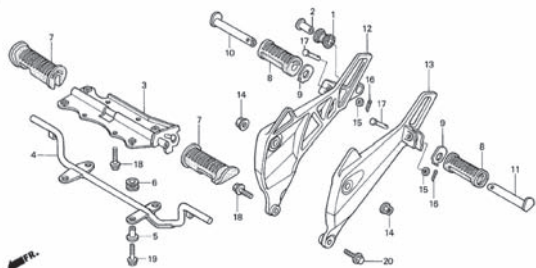
**F-18 EXHAUST MUFFLER**



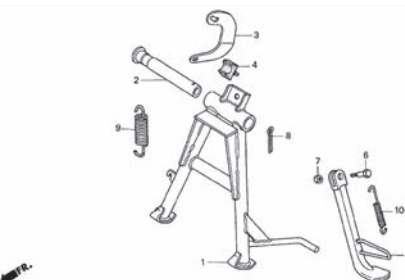
**F-19 PEDAL/KICK STARTER ARM**



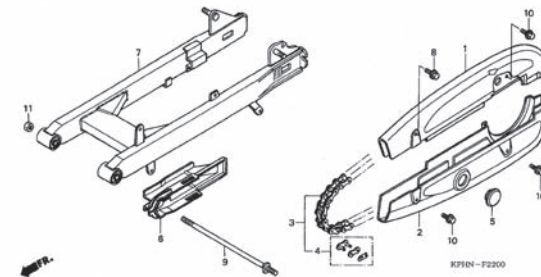
**F-20 STEP**



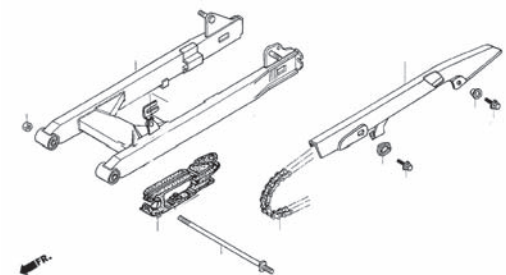
**F21 STAND**



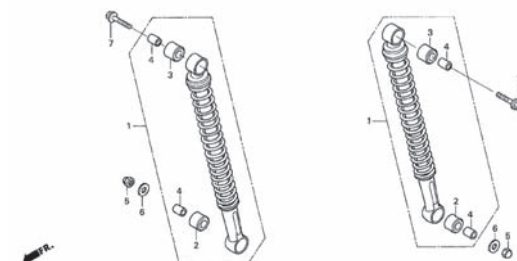
**F-22 SWINGARM**



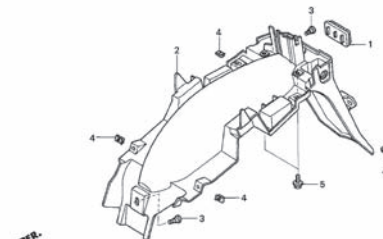
**F-22-1 SWINGARM**



**F-23 REAR CUSHION**

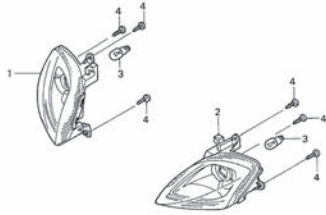


**F-24 REAR FENDER**

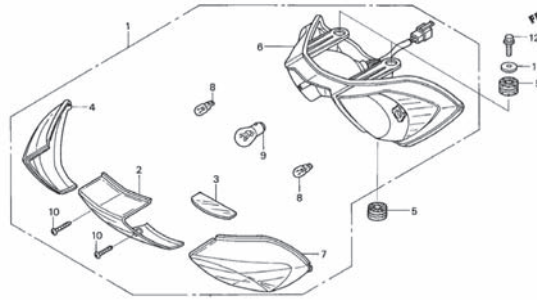


# FRAME GROUP

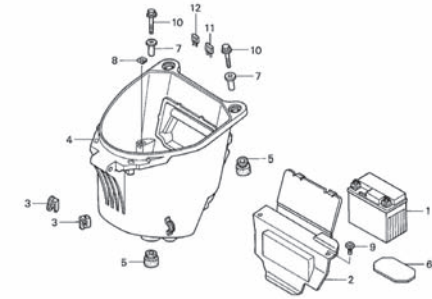
**F-25 FRONT WINKER**



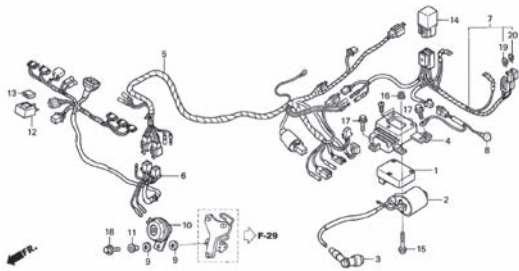
**F-26 REAR COMBINATION LIGHT**



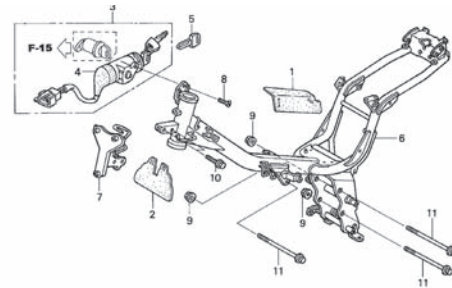
**F-27 BATTERY/LUGGAGE BOX**



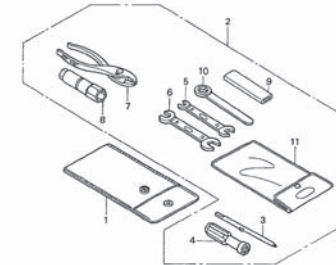
**F-28 WIRE HARNESS**



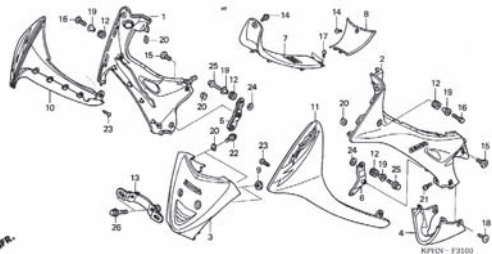
**F-29 FRAME BODY**



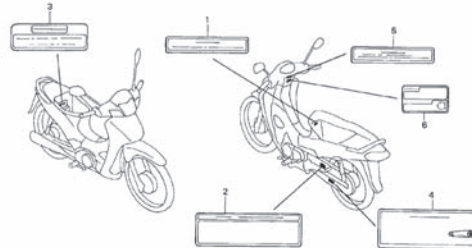
**F30 TOOLS**



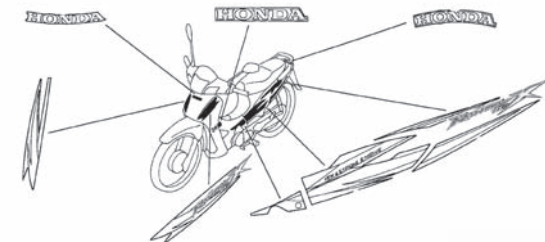
**F-31 MAIN PIPE COVER / LEG SHIELD**



**F-32 CAUTION LABEL**

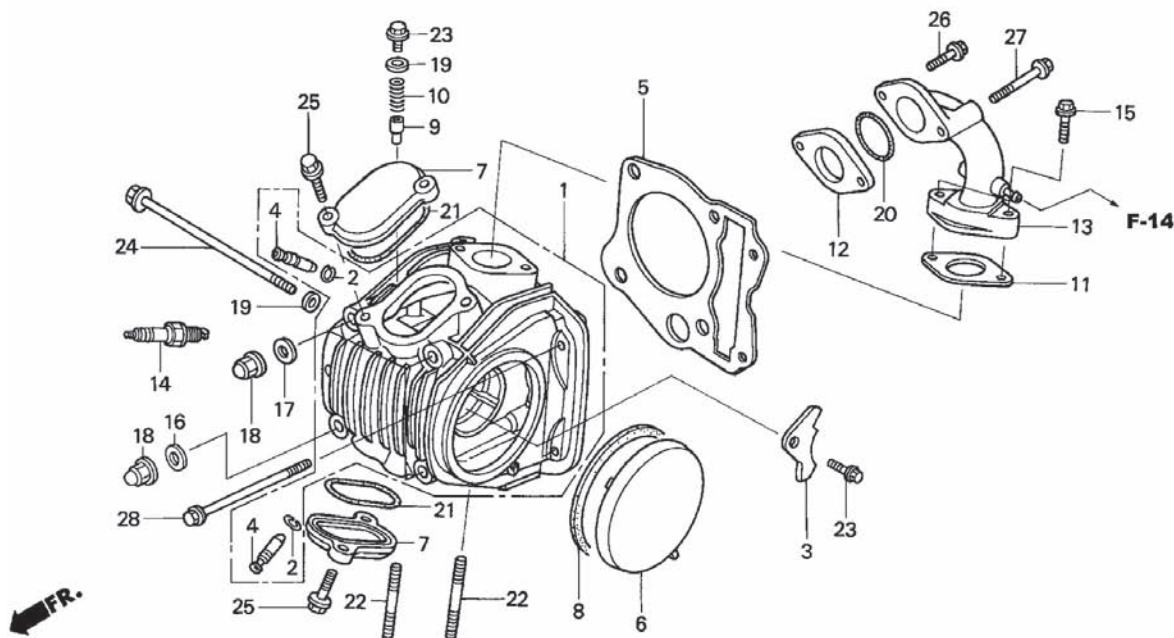


**F-33 MARK/ STRIPE**



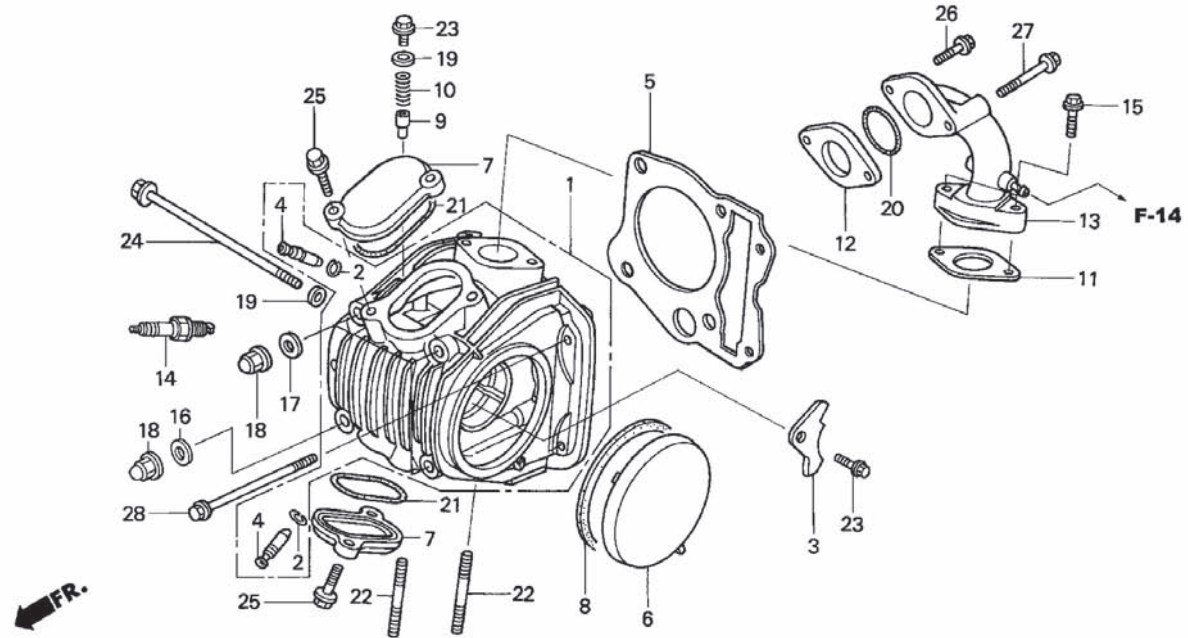
# E - 1

## Cylinder Head



Service item	F.R.T.	No.	Part Number	Description	QTY	Notes
COVER, TAPPET ADJUSTING HOLE (SAME TIME FOR TWO UNITS) ..... .PLUG, SPARK	0.1	1	12200-KPH-881	HEAD COMP., CYLINDER	1	
		2	12211-KFM-900	CLIP, VALVE GUIDE	2	
		3	12211-KPH-900	PLATE, STOPPER	1	
		4	12237-KPH-900	GUIDE, VALVE (O.S)	2	
COVER, L. CYLINDER HEAD SIDE ..... BOLT, STUD, 8X28 (ADD 0.1 FOR EACH.) .....	0.2 0.3	5	12251-KPH-901	GASKET, CYLINDER HEAD	1	
		6	12341-KPH-900	COVER, L. CYLINDER HEAD SIDE	1	
		7	12361-KPH-900	COVER, TAPPET ADJUSTING HOLE	2	
INSULATOR, CARBURETOR ..... PIPE COMP., IN. ....	0.4 0.5	8	12395-KPH-900	GASKET, L. CYLINDER HEAD SIDE COVER	1	
		9	14125-KPH-900	PLUNGER, CAM SETTING	1	
		10	14126-KPH-900	SPRING, PLUNGER	1	
GASKET, CYLINDER HEAD ..... GUIDE, VALVE (INC. REAMING) (ADD 0.3 FOR EACH.) (EXC. VALVE REFACING) (ADD MORE 0.2 IF PERFORMED..... .HEAD COMP., CYLINDER	1.1 1.8	11	16201-KCW-851	GASKET, CARBURETOR INSULATOR	1	
		12	16211-KPH-900	INSULATOR, CARBURETOR	1	
		13	17110-KPH-740	PIPE COMP., IN.	1	
		14	31916-KPH-901	PLUG, SPARK (CPR6EA-9)(NGK)	1	
			31917-KPH-900	PLUG, SPARK (CPR7EA-9)(NGK)	(1)	
			31926-KPH-901	PLUG, SPARK (U20EPR9)(DENSO)	1	
			31927-KPH-901	PLUG, SPARK (U22EPR9)(DENSO)	(1)	
		15	90004-GHB-670	BOLT, FLANGE, 6 x 25(NSHF)	2	
		16	90441-ME9-000	WASHER, SEALING, 8MM	1	
		17	90441-286-000	WASHER, SEALING, 8MM	3	
		18	90443-107-000	NUT, CAP, 8MM	4	
		19	90461-357-000	WASHER, SEALING, 6.5 x 12	2	
		20	91304-GB1-900	O-RING, 25 x 2.4	1	

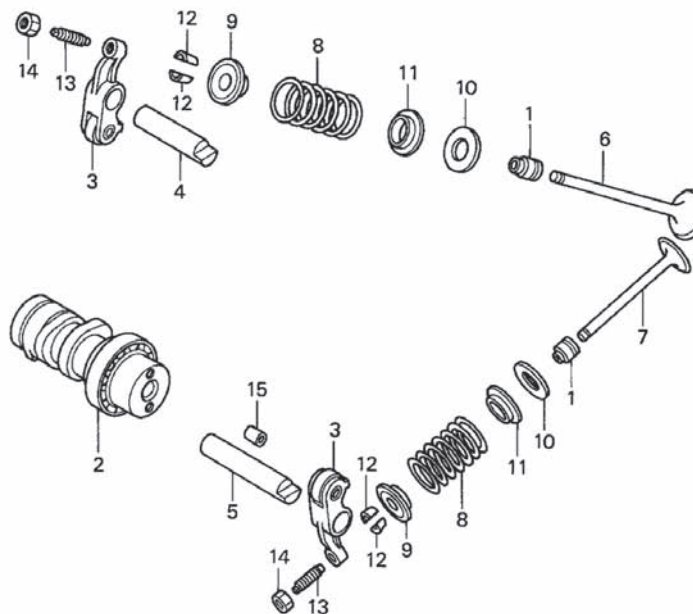
**E-1**  
Cylinder Head



Service item	F.R.T.	No.	Part Number	Description	QTY	Notes
		21	91372-KPH-900	O-RING, TAPPET ADJUSTING HOLE CAP	2	
		22	92900-08028-0E	BOLT, STUD, 8 x 28	2	
		23	95701-06012-00	BOLT, FLANGE, 6 x 12	2	
		24	95701-06110-00	BOLT, FLANGE, 6 x 110	1	
		25	96001-06020-00	BOLT, FLANGE, 6 x 20	4	
		26	96001-06022-00	BOLT, FLANGE, 6 x 22	1	
		27	96001-06045-00	BOLT, FLANGE, 6 x 45	1	
		28	96001-06095-00	BOLT, FLANGE, 6 x 95	2	

## E - 2

### Camshaft / Valve

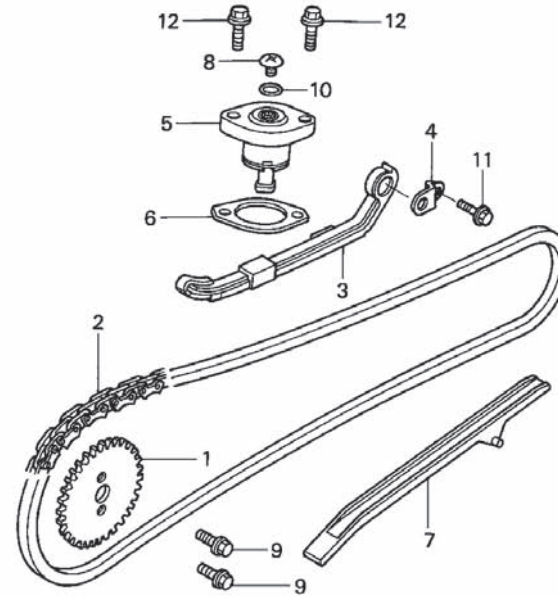


FR.

Service item	F.R.T.	No.	Part Number	Description	QTY	Notes
CAMSHAFT COMP.....	1.3	1	12209-GB4-681	SEAL, VALVE STEM (NOK)	2	
.SHAFT, EX. ROCKER ARM (SAME TIME FOR TWO UNITS)		2	14100-KPH-900	CAMSHAFT COMP.	1	
		3	14430-KPH-900	ARM COMP., VALVE ROCKER	2	
		4	14451-KPH-900	SHAFT, IN. ROCKER ARM	1	
.SHAFT, IN. ROCKER ARM		5	14452-KPH-900	SHAFT, EX. ROCKER ARM	1	
SPRING, VALVE .....	1.4					
(ADD 0.1 FOR EACH.)		6	14711-KPH-900	VALVE, IN.	1	
		7	14721-KPH-880	VALVE, EX.	1	
(INC. RELATIVE PART) VALVE .....	1.6	8	14751-KPH-900	SPRING, VALVE	2	
(ADD 0.2 FOR EACH.)		9	14771-GB4-680	RETAINER, VALVE SPRING	2	
(INC. REFACING)		10	14775-KFM-900	SEAT, VALVE SPRING OUTER	2	
(EXC. VALVE GUIDE REPLACEMENT)		11	14776-KPH-900	SEAT, VALVE SPRING	2	
		12	14781-MA6-000	COTTER, VALVE	4	
		13	90012-333-000	SCREW, TAPPET ADJUSTING	2	
		14	90206-001-000	NUT, TAPPET ADJUSTING	2	
		15	90702-KFM-900	DOWEL PIN, 8 x 12	1	

**E - 3**

Cam Chain /  
Tensioner

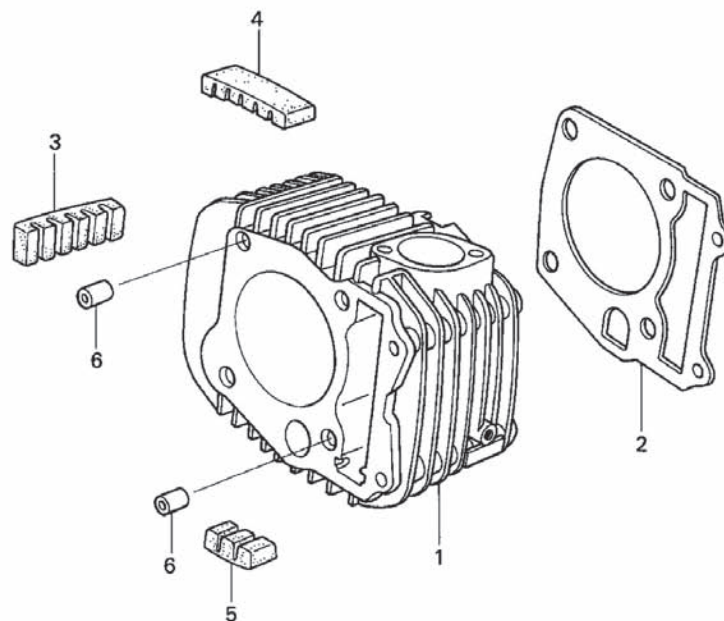


FR.

Service item	F.R.T.	No.	Part Number	Description	QTY	Notes
LIFTER ASSY., TENSIONER.....	0.3	1	14321-KPH-900	SPROCKET, CAM (34T)	1	
SPROCKET, CAM .....	0.6	2	14401-KPH-900	CHAIN, CAM	1	
CHAIN, CAM .....	1.1	3	14510-KPH-880	TENSIONER ASSY., CAM CHAIN	1	
.GUIDE COMP., CAM CHAIN		4	14515-KGH-900	PLATE, TENSIONER SETTING	1	
.TENSIONER ASSY., CAM CHAIN		5	14520-KPH-901	LIFTER ASSY., TENSIONER	1	
		6	14560-KGH-900	GASKET, TENSIONER LIFTER	1	
		7	14610-KPH-900	GUIDE COMP., CAM CHAIN	1	
		8	90005-KY7-000	SCREW, PAN, 6 x 6	1	
		9	90083-GB6-911	BOLT, KNOCK, 5MM	2	
		10	91306-MG3-000	O-RING, 1.5 x 9.5	1	
		11	95701-06014-00	BOLT, FLANGE, 6 x 14	1	
		12	96001-06022-00	BOLT, FLANGE, 6 x 22	2	

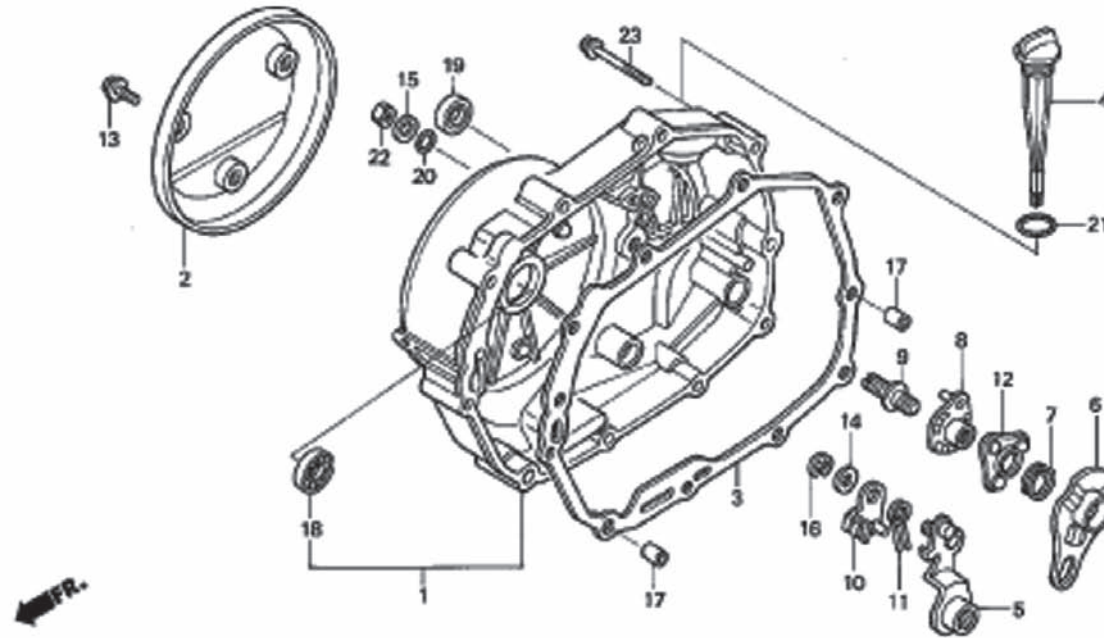
# E- 4

## Cylinder



Service item	F.R.T.	No.	Part Number	Description	QTY	Notes
GASKET, CYLINDER .....	1.3	1	12100-KPH-900	CYLINDER COMP.	1	
CYLINDER COMP.....	1.4	2	12191-KPH-900	GASKET, CYLINDER	1	
		3	12195-KPH-900	RUBBER A, INSERT	1	
		4	12196-KPH-900	RUBBER B, INSERT	1	
		5	12197-KPH-900	RUBBER C, INSERT	1	
		6	94301-10120	DOWEL PIN, 10 x 12	2	

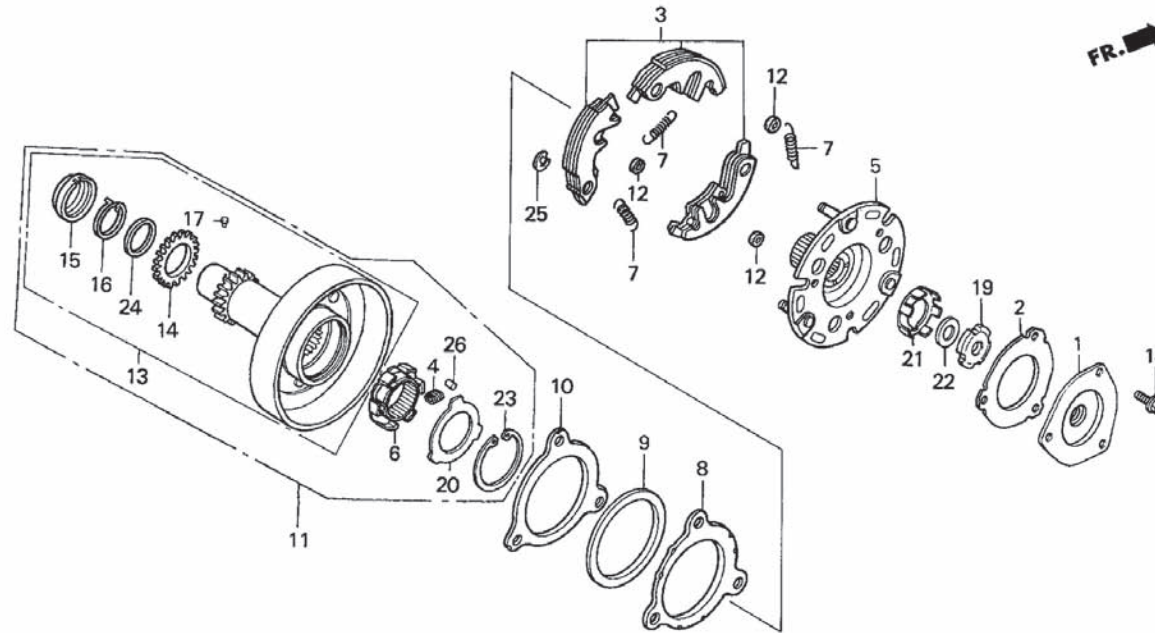


**E - 5****Right Crankcase  
Cover**

Service item	F.R.T.	No.	Part Number	Description	QTY	Notes
PROTECTOR COMP., R. COVER.....	0.1	1	11330-KPH-880	COVER COMP., R. CRANKCASE	1	
		2	11370-KPH-880	PROTECTOR COMP., R. COVER	1	
GASKET, R. CRANKCASE COVER .....	0.6	3	11394-KPH-900	GASKET, R. CRANKCASE COVER	1	
.OIL SEAL, 16X28X7		4	15651-KPH-880	GAUGE, OIL LEVEL	1	
.PLATE COMP., CLUTCH CAM		5	22810-KPH-900	LEVER COMP., CLUTCH	1	
LEVER COMP., CLUTCH .....	0.7	6	22820-KPH-900	PLATE COMP., CLUTCH CAM	1	
(INC. RELATIVE PART)		7	22825-046-000	SPRING, CAM PLATE SIDE	1	
.PLATE COMP., CLUTCH LIFTER		8	22830-KPH-900	PLATE COMP., CLUTCH LIFTER	1	
(INC. RELATIVE PART)		9	22846-KPH-900	BOLT, CLUTCH ADJUSTING	1	
COVER COMP., R. CRANKCASE .....	0.8	10	22850-KPH-900	PLATE COMP., BRAKE	1	
		11	22853-KPH-900	SPRING, BRAKE	1	
		12	22860-HB3-000	RETAINER COMP., BALL	1	
		13	90004-GHB-610	BOLT, FLANGE, 6X12(NSHF)	3	
		14	90443-844-000	WASHER, THRUST, 8MM	1	
		15	90485-040-000	WASHER, 8MM	1	
		16	90605-166-720	CIRCLIP, 7MM	1	
		17	90702-KFM-900	DOWEL PIN, 8x12	2	
		18	91007-GBG-911	BEARING, RADIAL BALL SPECIAL,6001U	1	
		19	91204-MC7-003	OIL SEAL, 16 x 28 x 7	1	
		20	91303-001-000	O-RING, 8MM	1	
		21	91307-035-000	O-RING, 18 x 3	1	
		22	94030-08000	NUT, HEX., 8MM	1	
		23	96001-06040-00	BOLT, FLANGE, 6 x 40	10	

# E - 6

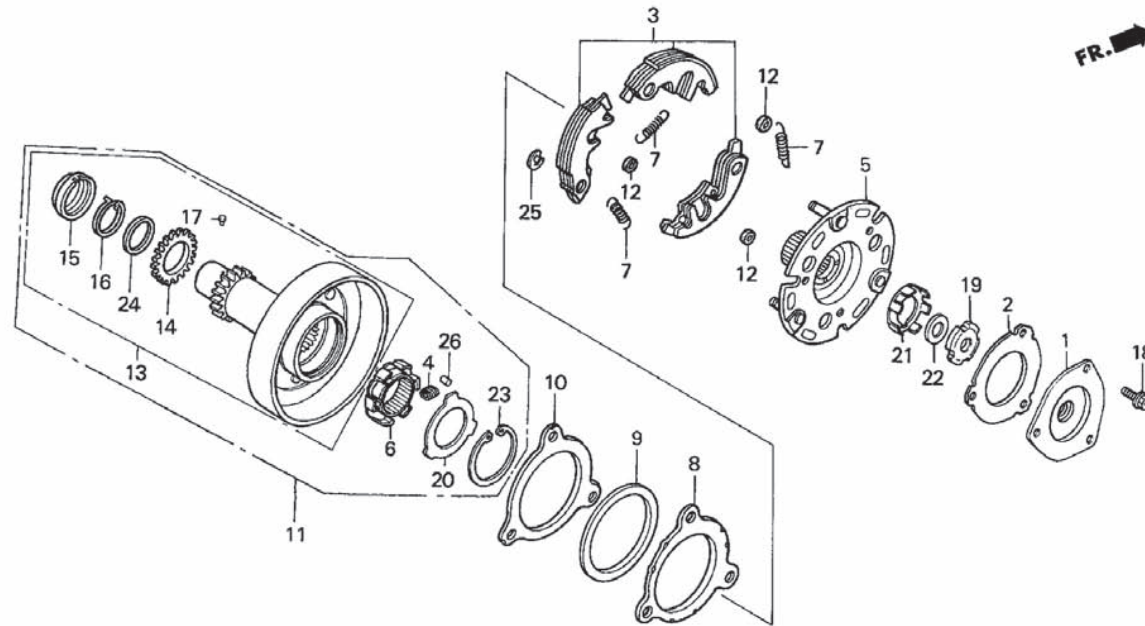
## One Way Clutch



2

Service item	F.R.T.	No.	Part Number	Description	QTY	Notes
COVER, OIL FILTER .....	0.7	1	15431-KPH-900	COVER, OIL FILTER	1	
		2	15439-KPH-900	GASKET, OIL FILTER	1	
INNER COMP., ONE-WAY CLUTCH .....	1.0	3	22535-KPH-306	WEIGHT SET, PRIMARY CLUTCH	1	
(INC. RELATIVE PART)		4	22606-KPH-880	SPRING, ONE WAY RETAINER	6	
.OUTER ASSY., PRIMARY CLUTCH		5	22610-KPH-880	PLATE COMP., PRIMARY DRIVE	1	
.PLATE COMP., PRIMARY DRIVE						
.WEIGHT SET, PRIMARY CLUTCH		6	22630-GB2-000	INNER COMP., ONE-WAY CLUTCH	1	
		7	22641-KPH-900	SPRING, PRIMARY CLUTCH	3	
GEAR COMP., PRIMARY DRIVE .....	1.1	8	22642-KPH-900	WASHER, CLUTCH SIDE	1	
		9	22643-KPH-900	SPRING, SIDE FRICTION	1	
		10	22644-KPH-900	PLATE, CLUTCH SIDE	1	
		11	22660-KPH-880	OUTER ASSY., PRIMARY CLUTCH	1	
		12	22804-KPH-880	RUBBER, CLUTCH DAMPER	3	
		13	23120-KPH-880	GEAR COMP., PRIMARY DRIVE	1	
		14	23122-KPH-900	SUB GEAR (20T)	1	
		15	23123-KPH-900	RETAINER, SPRING	1	
		16	23124-KPH-900	SPRING, SUB GEAR	1	
		17	23125-KPH-900	PIN, STOPPER	1	
		18	90083-KFL-850	BOLT, SPECIAL FLANGE, 5 x 8	3	
		19	90231-087-010	NUT, LOCK, 14MM	1	
		20	90401-GB2-000	WASHER, 30 x 45 x 0.8	1	

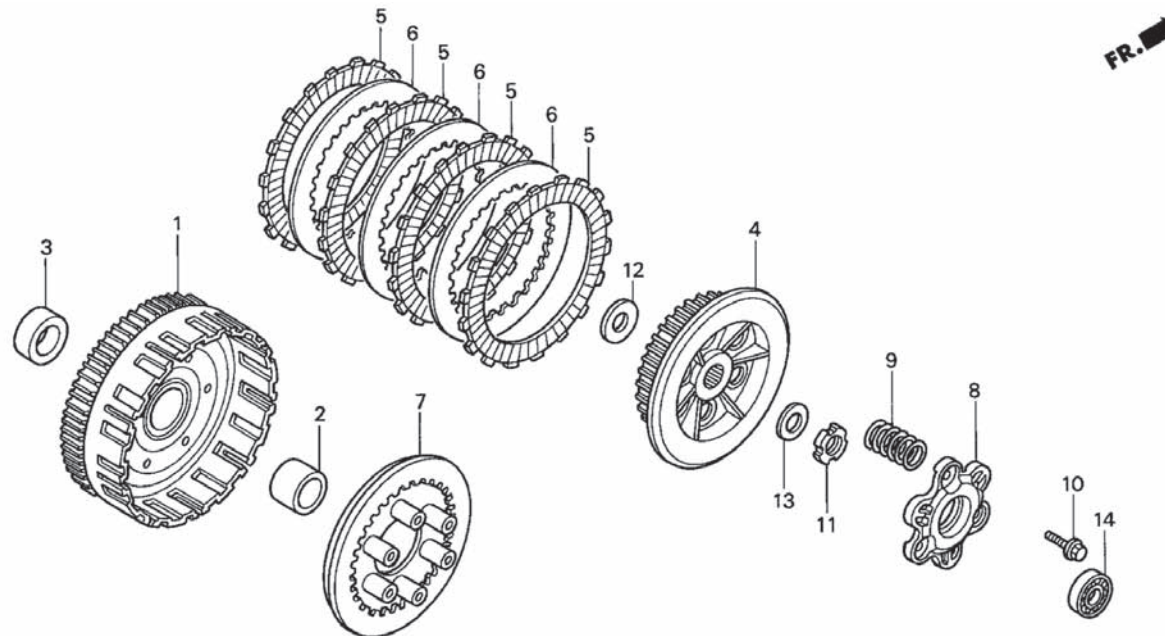
**E - 6**  
One Way Clutch



Service item	F.R.T.	No.	Part Number	Description	QTY	Notes
		21	90431-GN5-910	WASHER, LOCK	1	
		22	90432-086-000	WASHER B, LOCK	1	
		23	90455-GB2-000	CIRCLIP, INTERNAL, 45MM	1	
		24	90603-KPH-900	SET RING, 25MM	1	
		25	90605-166-720	CIRCLIP, 7MM	3	
		26	91101-GB2-000	ROLLER, 5 x 8	6	

# E - 7

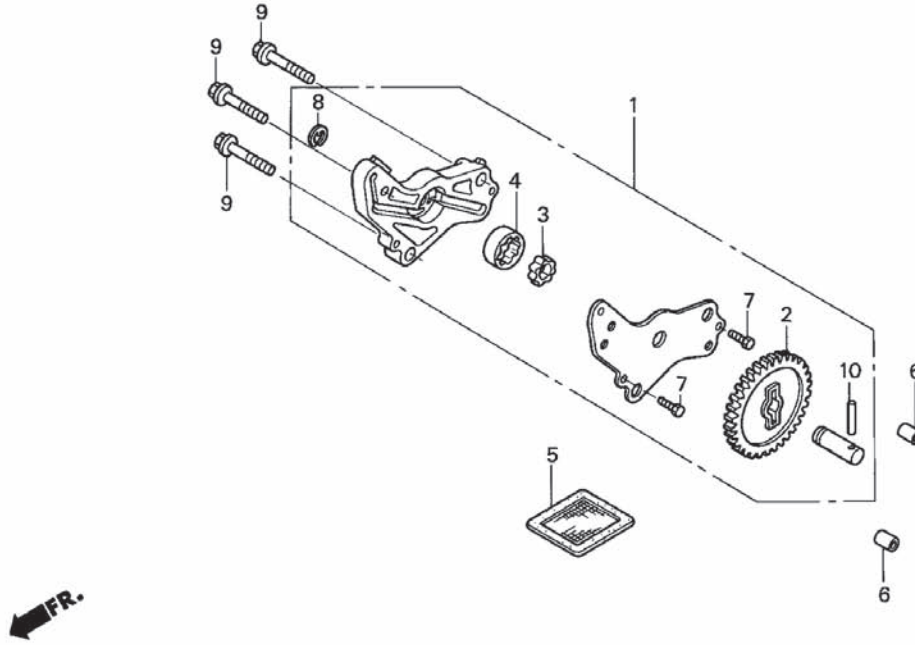
## Clutch



2

Service item	F.R.T.	No.	Part Number	Description	QTY	Notes
BEARING, RADIAL BALL, 6804 .....	0.7	1	22100-KPH-880	OUTER COMP., CLUTCH	1	
OUTER COMP., CLUTCH .....	1.0	2	22115-KPH-900	GUIDE, CLUTCH OUTER	1	
.PLATE, CLUTCH LIFTER		3	22116-KPH-900	COLLAR, CLUTCH OUTER	1	
.SPRING, CLUTCH		4	22121-KPH-900	CENTER, CLUTCH	1	
(SAME TIME FOR TWO UNITS OR MORE)		5	22201-KPH-900	DISK, CLUTCH FRICTION	4	
		6	22321-KE8-000	PLATE, CLUTCH	3	
CENTER, CLUTCH .....	1.2	7	22350-KPH-900	PLATE, CLUTCH PRESSURE	1	
.DISK, CLUTCH FRICTION		8	22361-KPH-900	PLATE, CLUTCH LIFTER	1	
(INC. RELATIVE PART)		9	22401-KPH-900	SPRING, CLUTCH	6	
(SAME TIME FOR TWO UNITS OR MORE)		10	90050-KPH-900	BOLT, SPECIAL FLANGE, 6 x 20	3	
.PLATE, CLUTCH PRESSURE		11	90231-KM7-700	NUT, LOCK, 14MM	1	
		12	90403-KPH-900	WASHER, THRUST, 17MM	1	
		13	90501-GBL-730	WASHER, 14MM	1	
		14	91002-MG8-003	BEARING, RADIAL BALL, 6804 (KOYO)	1	

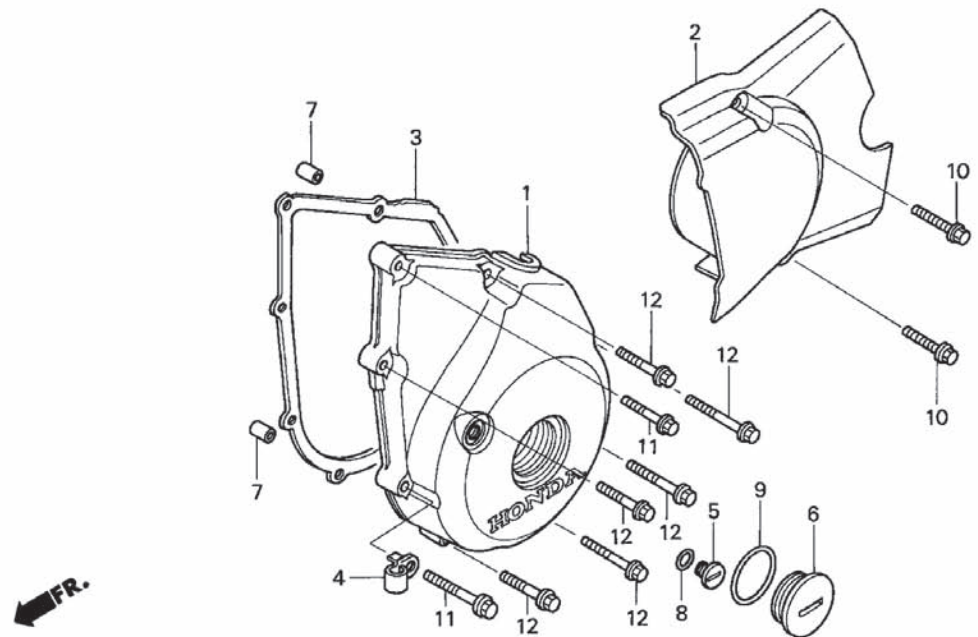
**E - 8**  
Oil Pump



Service item	F.R.T.	No.	Part Number	Description	QTY	Notes
SCREEN, OIL FILTER.....	0.6	1	15100-KPH-900	PUMP ASSY., OIL	1	
PUMP ASSY., OIL.....	1.2	2	15133-KPH-900	GEAR, OIL PUMP DRIVEN (30T)	1	
(INC. RELATIVE PART)		3	15331-GF6-000	ROTOR, OIL PUMP INNER	1	
		4	15332-GF6-000	ROTOR, OIL PUMP OUTER	1	
		5	15421-035-010	SCREEN, OIL FILTER	1	
		6	90702-KFM-900	DOWEL PIN, 8 x 12	2	
		7	93301-05012-0J	BOLT, HEX., 5 x 12	2	
		8	94540-06018	E-RING, 6MM	1	
		9	95701-06035-00	BOLT, FLANGE, 6 x 35	3	
		10	96220-40238	ROLLER, 4 x 23.8	1	

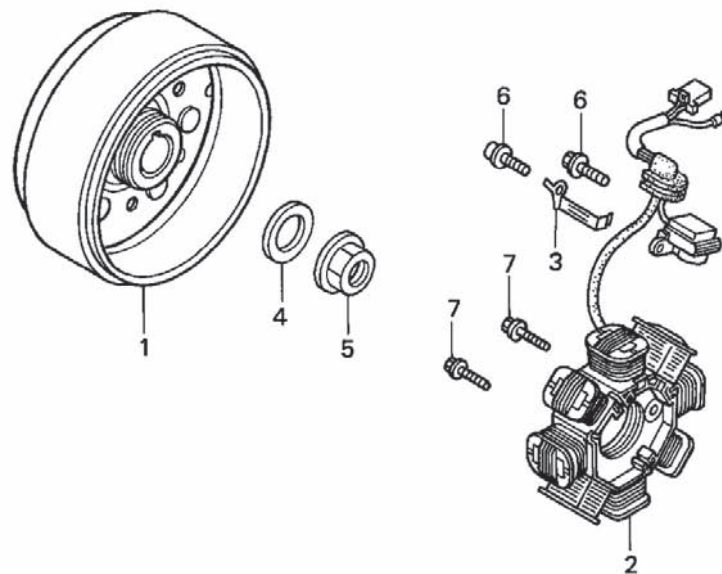
# E - 9

## Left Crankcase Cover



Service item	F.R.T.	No.	Part Number	Description	QTY	Notes
COVER COMP., L. RR. ....	0.1	1	11341-KPH-880	COVER, L. CRANKCASE	1	
GASKET, L. CRANKCASE COVER .....	0.3	2	11360-KPH-720	COVER COMP., L. RR.	1	
COVER, L. CRANKCASE .....	0.4	3	11395-KPH-900	GASKET, L. CRANKCASE COVER	1	
		4	16236-GBG-900	CLAMP, OVER FLOW PIPE	1	
		5	90084-428-000	CAP, A.C. GENERATOR	1	
		6	90087-KGH-900	CAP, 30MM	1	
		7	90702-KFM-900	DOWEL PIN, 8 x 12	2	
		8	91303-377-000	O-RING, 13.8 x 2.5	1	
		9	91356-KGH-901	O-RING, 30MM	1	
		10	96001-06022-00	BOLT, FLANGE, 6 x 22	2	
		11	96001-06028-00	BOLT, FLANGE, 6 x 28	2	
		12	96001-06035-00	BOLT, FLANGE, 6 x 35	6	

**E - 10**  
Generator

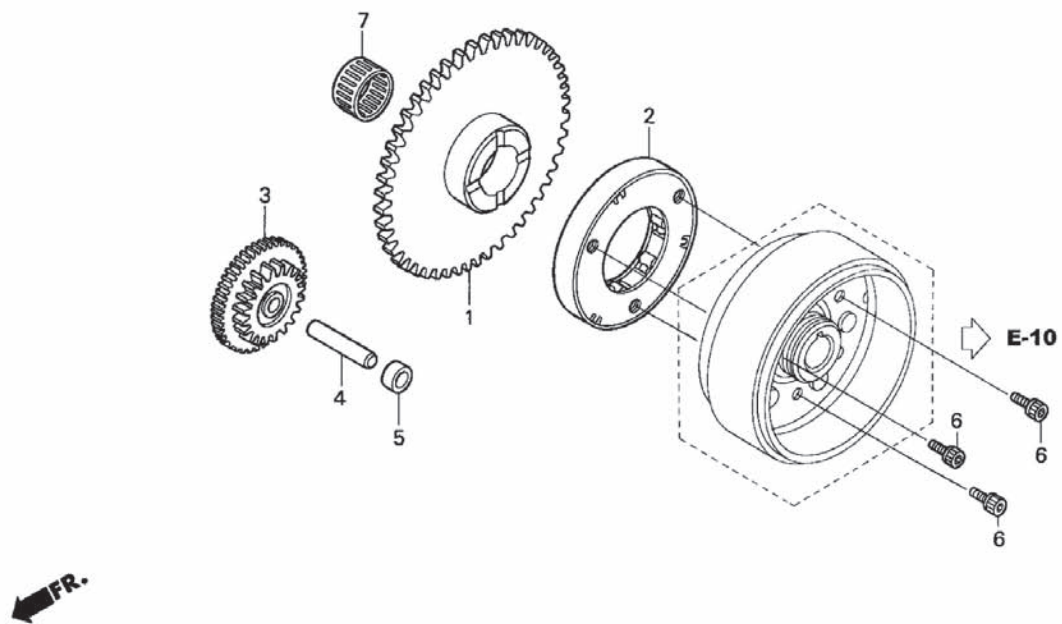


FR. ←

Service item	F.R.T.	No.	Part Number	Description	QTY	Notes
FLYWHEEL COMP. ....	0.5	1	31110-KPH-901	FLYWHEEL COMP.	1	
.STATOR COMP.		2	31120-KPH-881	STATOR COMP.	1	
		3	32961-KPH-900	CLAMPER, A.C. GENERATOR CORD	1	
		4	90439-SB2-010	WASHER, SPECIAL, 24 x 12 x 2.3	1	
		5	94050-12000	NUT, FLANGE, 12MM	1	
		6	96001-06014-00	BOLT, FLANGE, 6 x 14	2	
		7	96001-06022-00	BOLT, FLANGE, 6 x 22	2	

# E - 11

## Starting Clutch

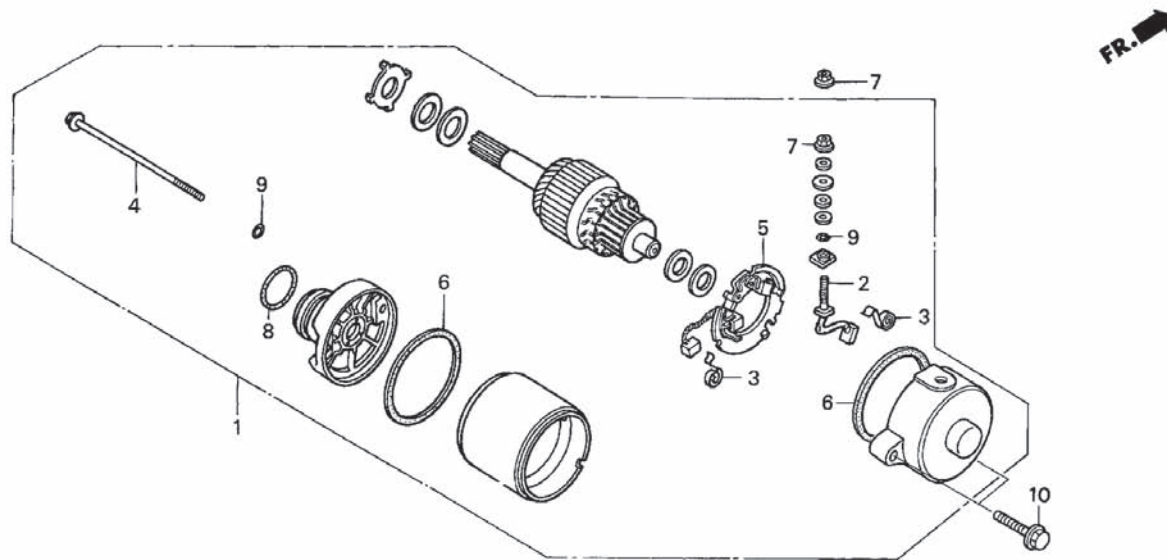


2

Service item	F.R.T.	No.	Part Number	Description	QTY	Notes
GEAR, STARTER REDUCTION .....	0.3	1	28110-KPH-900	GEAR COMP., STARTER DRIVEN (57T)	1	
GEAR COMP., STARTER DRIVEN.....	0.4	2	28120-KPH-901	CLUTCH ASSY., ONE WAY	1	
CLUTCH ASSY., ONE WAY .....	0.5	3	28131-KPH-880	GEAR, STARTER REDUCTION 17T/55T)	1	
		4	28132-KPH-900	SHAFT, REDUCTION GEAR	1	
		5	28133-KPH-900	COLLAR, STARTER REDUCTION	1	
		6	90010-KM1-000	BOLT, SOCKET, 8x18	3	
		7	91071-KPH-901	BEARING, NEEDLE, 21x25x17	1	



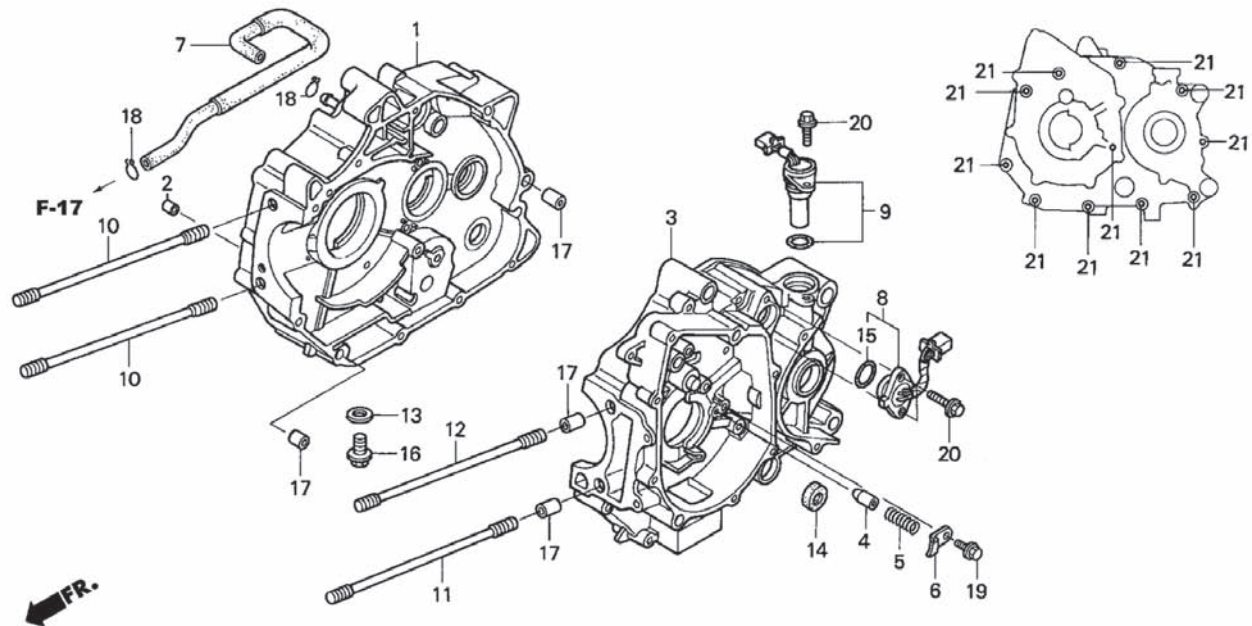
**E - 12**  
Starting Motor



Service item	F.R.T.	No.	Part Number	Description	QTY	Notes
MOTOR ASSY., STARTER .....	0.7	1	31200-KPH-881	MOTOR ASSY., STARTER	1	
BRUSH SET, TERMINAL .....	0.9	2	31201-KPH-881	BRUSH SET, TERMINAL	1	
.HOLDER SET, BRUSH		3	31204-KG8-004	SPRING, BRUSH	2	
		4	31205-MBE-008	BOLT, SETTING	2	
		5	31206-MBE-008	HOLDER, BRUS	1	
		6	31207-MBE-008	RING	2	
		7	90071-MB0-000	NUT-WASHER, 6mm	2	
		8	91309-425-003	O-RING, 24.4 x 3.1(ARAI)	1	
		9	91320-MB0-000	O-RING	3	
		10	95701-06025-00	BOLT, FLANGE, 6 x 25	2	

# E - 13

## Crankcase

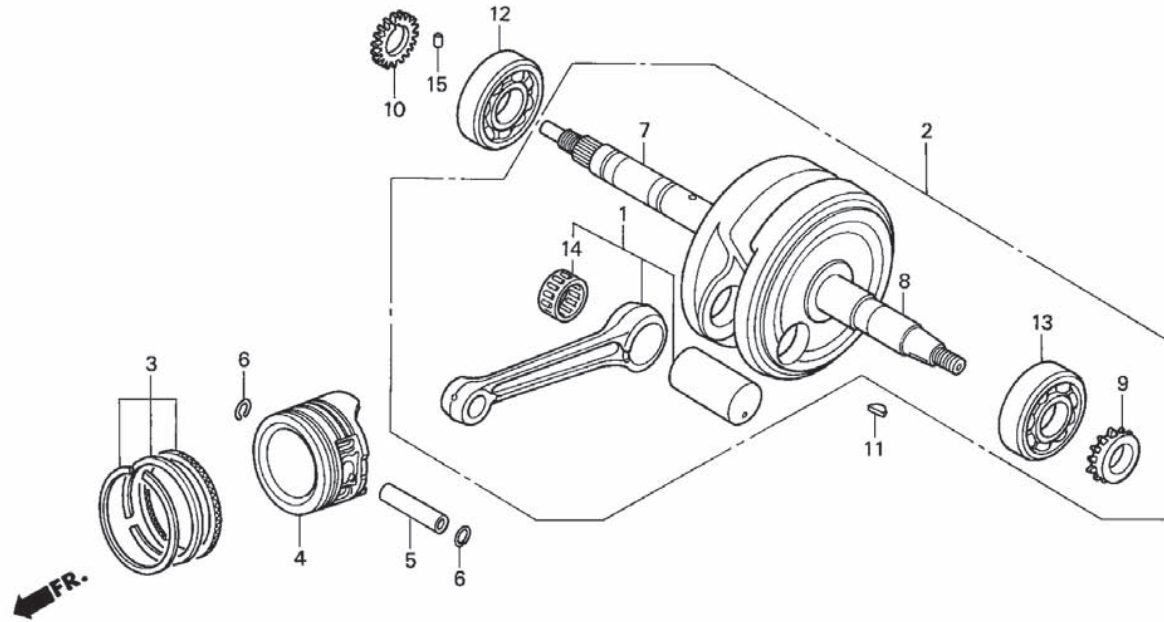


2

Service item	F.R.T.	No.	Part Number	Description	QTY	Notes
SWITCH SET, CHANGE .....	0.3	1	11100-KPH-880	CRANKCASE COMP., R.	1	
SENSOR ASSY., SPEED .....	0.4	2	11133-KPH-900	JET, OIL, 0.8MM	1	
		3	11200-KPH-900	CRANKCASE COMP., L.	1	
BOLT, CYLINDER STUD .....	1.3	4	11215-KPH-900	PLUG, BEARING PUSH	1	
(ADD 0.1 FOR EACH.)		5	11216-KPH-900	SPRING, BEARING PUSH	1	
CRANKCASE COMP., R. ....	*4.3	6	11217-KPH-900	PLATE, BEARING	1	
CRANKCASE COMP., L. ....	*4.9	7	15761-KPH-900	TUBE, BREATHER	1	
		8	35750-KPH-900	SWITCH SET, CHANGE	1	
		9	37700-KPH-901	SENSOR ASSY., SPEED	1	
		10	90031-KPH-900	BOLT, CYLINDER STUD	2	
		11	90032-KPH-900	BOLT, CYLINDER STUD	1	
		12	90033-KPH-900	BOLT, CYLINDER STUD	1	
		13	90407-259-000	PACKING, DRAIN COCK, 12.5 x 20	1	
		14	91208-KPH-901	OIL SEAL, 11.6 x 24 x 10	1	
		15	91305-KPH-900	O-RING, 21 x 2.3	1	
		16	92800-12000	BOLT, DRAIN PLUG, 12MM	1	
		17	94301-10120	DOWEL PIN, 10 x 12	4	
		18	95002-70000	CLIP, TUBE (C11)	2	
		19	95701-06014-00	BOLT, FLANGE, 6 x 14	1	
		20	95701-06016-00	BOLT, FLANGE, 6 x 16	3	
		21	96001-06060-00	BOLT, FLANGE, 6 x 60	11	

# E - 14

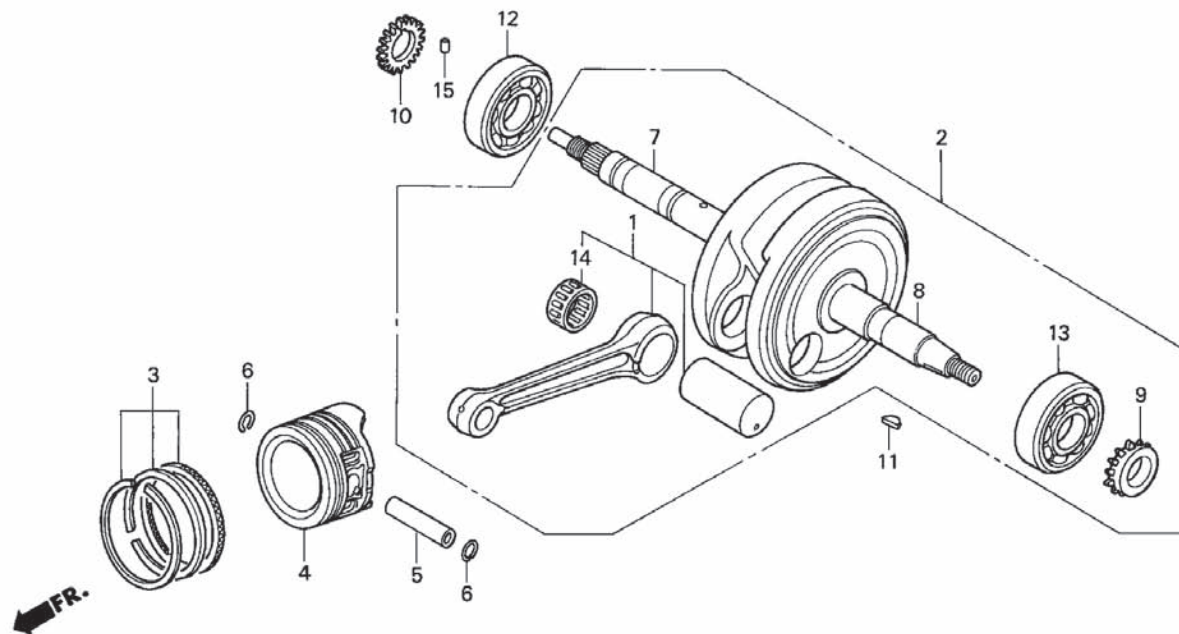
## Crankshaft / Piston



Service item	F.R.T.	No.	Part Number	Description	QTY	Notes
ROD KIT, CONNECTING .....	-	1	06381-KPH-900	ROD KIT, CONNECTING	1	
(ACTUAL TIME)		2	13000-KPH-880	CRANKSHAFT COMP.	1	
PIN, PISTON .....	1.4	3	13011-KPH-880	RING SET, PISTON (STD.)	1	
PISTON .....	1.5		13021-KPH-880	RING SET, PISTON (0.25)	(1)	
.RING SET, PISTON			13031-KPH-880	RING SET, PISTON (0.50)	(1)	
			13041-KPH-880	RING SET, PISTON (0.75)	(1)	
			13051-KPH-880	RING SET, PISTON (1.00)	(1)	
CRANKSHAFT COMP. ....	*4.4	4	13101-KPH-881	PISTON	1	
BEARING, RADIAL BALL, 63/22 .....	*4.6		13102-KPH-881	PISTON (0.25)	(1)	
			13103-KPH-881	PISTON (0.50)	(1)	
			13104-KPH-881	PISTON (0.75)	(1)	
			13105-KPH-881	PISTON (1.00)	(1)	
		5	13111-087-000	PIN, PISTON	1	
		6	13115-GN5-910	CLIP, PISTON PIN, 13MM	2	
		7	13310-KPH-900	CRANKSHAFT COMP., R.	1	
		8	13321-KPH-900	CRANKSHAFT, L.	1	
		9	14311-KPH-900	SPROCKET, TIMING (17T)	1	
		10	15341-KPH-900	GEAR, OIL PUMP DRIVE (19T)	1	

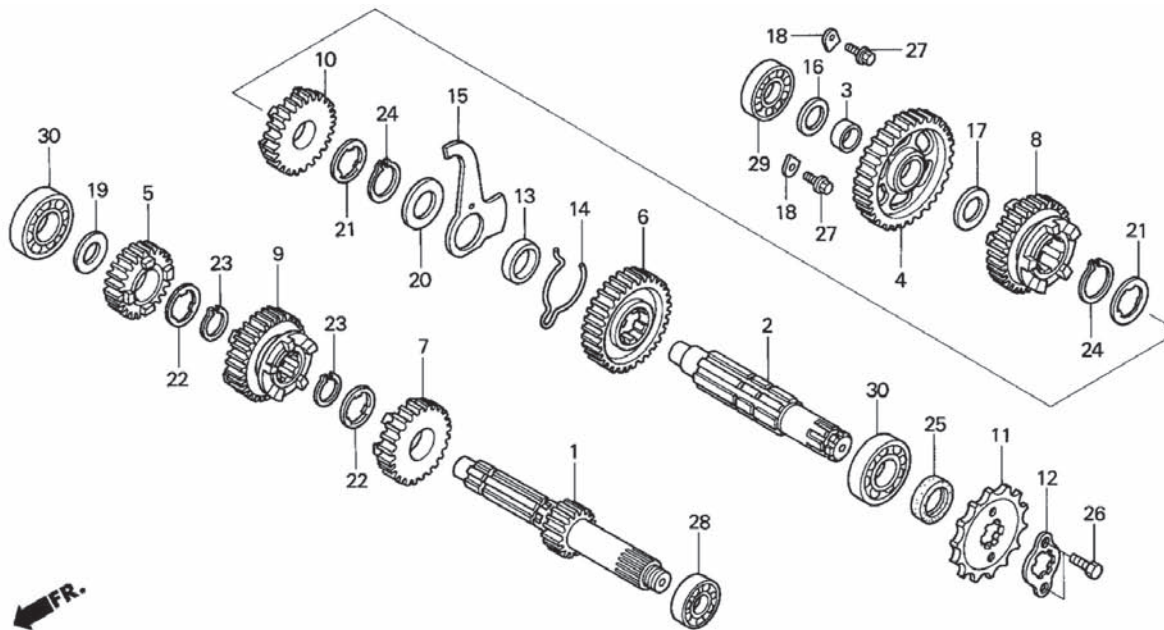
# E - 14

## Crankshaft / Piston



Service item	F.R.T.	No.	Part Number	Description	QTY	Notes
ROD KIT, CONNECTING .....	-	11	90741-003-010	KEY, WOODRUFF, 4MM	1	
(ACTUAL TIME)		12	91001-KPH-901	BEARING, RADIAL BALL, 63/22	1	
		13	91002-KPH-901	BEARING, RADIAL BALL, 63/22	1	
PIN, PISTON .....	1.4	14	91101-GF6-003	BEARING, CONNECTING ROD (RED)	1	
PISTON .....	1.5		91102-GF6-003	BEARING, CONNECTING ROD (BLUE)	1	
.RING SET, PISTON			91103-GF6-003	BEARING, CONNECTING ROD (WHITE)	1	
CRANKSHAFT COMP. ....	*4.4	15	94303-03050	DOWEL PIN, 3 x 5	1	
BEARING, RADIAL BALL, 63/22 .....	*4.6					

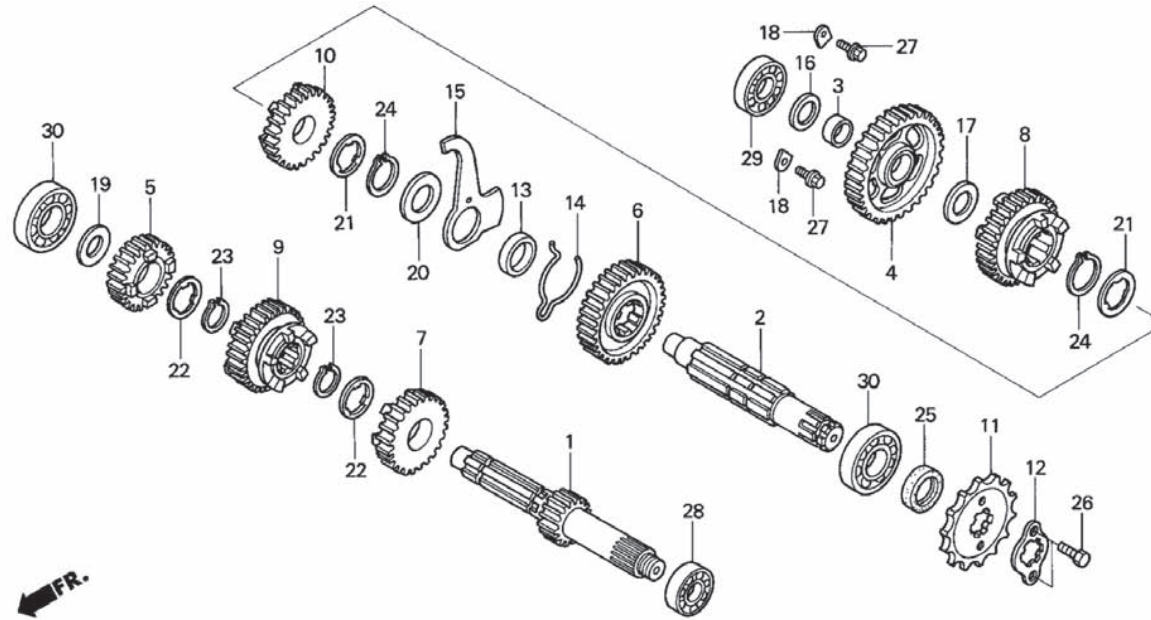
**E - 15**  
Transmission



Service item	F.R.T.	No.	Part Number	Description	QTY	Notes
SPROCKET, DRIVE .....	0.2	1	23211-KPH-881	MAINSHAFT (14T)	1	
COUNTERSHAFT .....	*4.1	2	23221-KPH-881	COUNTERSHAFT	1	
(INC. RELATIVE PART)		3	23415-KPH-900	BUSH, 15MM	1	
		4	23421-KPH-900	GEAR, COUNTERSHAFT FIRST (35T)	1	
(INC. RELATIVE PART)		5	23431-KPH-900	GEAR, MAINSHAFT SECOND (20T)	1	
(WHEN SERVICING COMP., UNIT, F.R.T. IS .....	4.3	6	23441-KPH-900	GEAR, COUNTERSHAFT SECOND (31T)	1	
		7	23451-KPH-900	GEAR, MAINSHAFT THIRD (20T)	1	
		8	23461-KPH-900	GEAR, COUNTERSHAFT THIRD (23T)	1	
		9	23471-KPH-900	GEAR, MAINSHAFT FOURTH (26T)	1	
		10	23481-KPH-900	GEAR, COUNTERSHAFT FOURTH (24T)	1	
		11	23801-KPH-900	SPROCKET, DRIVE (14T)	1	
		12	23802-GN5-910	PLATE, FIXING	1	
		13	23911-KPH-900	COLLAR, LOCK PLATE	1	
		14	24305-KPH-900	SPRING, CHANGE FRICTION	1	
		15	24306-KPH-900	PLATE, DRUM LOCK	1	
		16	90412-KPH-900	WASHER, SPECIAL, 12 x 23	1	
		17	90412-187-000	WASHER, THRUST, 15MM	1	
		18	90441-KA4-700	PLATE, BEARING HOLDER	2	
		19	90452-KGH-900	WASHER, SPECIAL, 12MM	1	
		20	90452-413-000	WASHER, THRUST, 20MM	1	

# E - 15

## Transmission



Service item

F.R.T.

No.

Part Number

Description

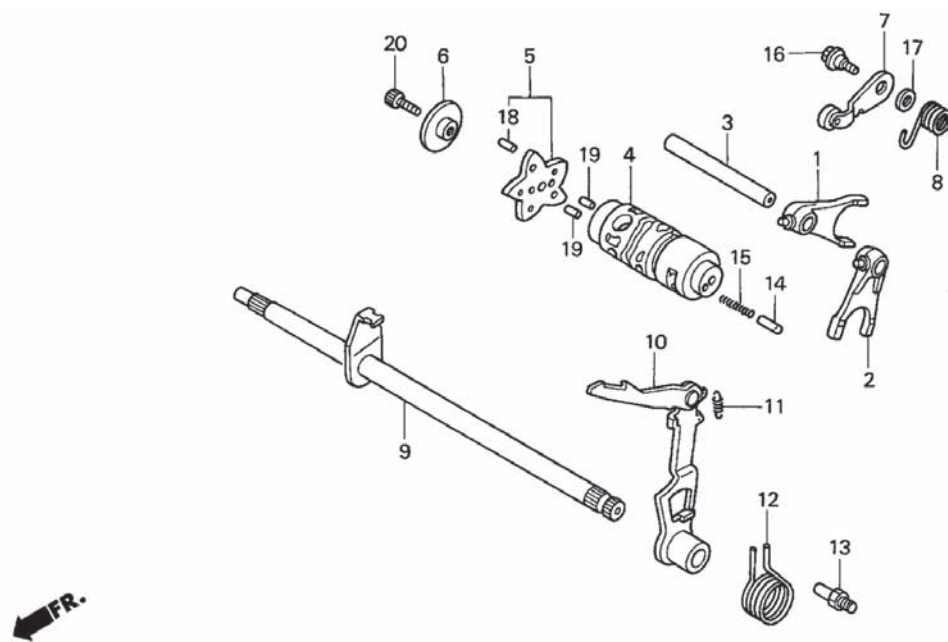
QTY

Notes

21	90461-GB4-770	WASHER, SPLINE, 20 x 1.2	2	
22	90461-115-000	WASHER, SPLINE, 17MM	2	
23	90601-001-000	CIRCLIP, EXTERNAL, 17MM	2	
24	90605-200-000	SET RING, 20MM	2	
25	91204-KPH-901	OIL SEAL, 17 x 30 x 5	1	
26	92101-06010-0A	BOLT, HEX., 6 x 10	2	
27	95701-06014-00	BOLT, FLANGE, 6 x 14	2	
28	96100-60010-00	BEARING, RADIAL BALL, 6001	1	
29	96100-62010-00	BEARING, RADIAL BALL, 6201	1	
30	96100-62030-00	BEARING, RADIAL BALL, 6203	2	

# E - 16

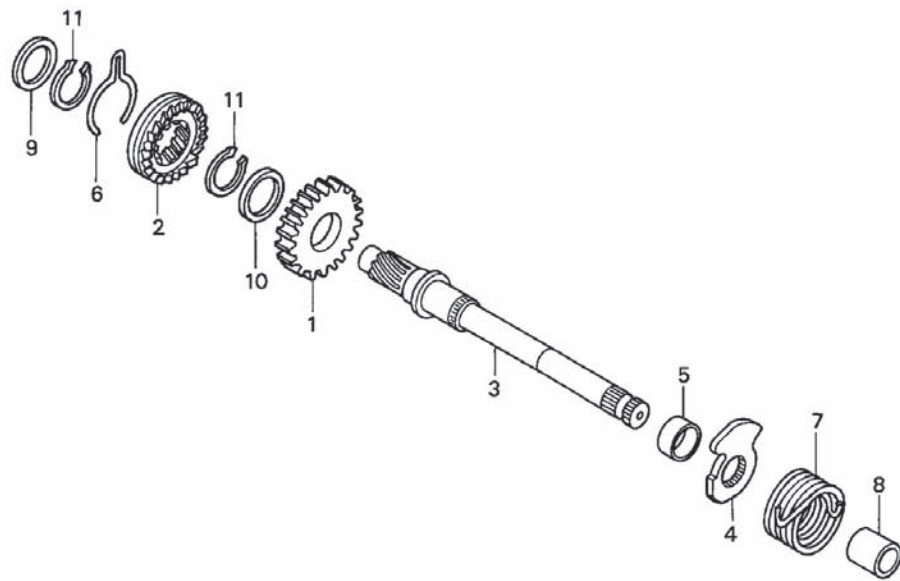
## Gearshift Drum



Service item	F.R.T.	No.	Part Number	Description	QTY	Notes
PLATE COMP., GEARSHIFT DRUM STOPPER .....	1.1	1	24211-KPH-900	FORK, R. GEARSHIFT	1	
.STOPPER COMP., GEARSHIFT DRUM (INC. RELATIVE PART)		2	24212-KPH-900	FORK, L. GEARSHIFT	1	
		3	24241-KPH-900	SHAFT, GEARSHIFT FORK	1	
		4	24301-KPH-900	DRUM, GEARSHIFT	1	
		5	24410-KPH-900	PLATE COMP., GEARSHIFT DRUM STOPPER	1	
ARM COMP., GEARSHIFT .....	1.2	6	24421-KPH-900	HOLDER, DRUM STOPPER	1	
(INC. RELATIVE PART)		7	24430-KPH-900	STOPPER COMP., GEARSHIFT DRUM	1	
.SPINDLE COMP., GEARSHIFT DRUM, GEARSHIFT .....	*4.1	8	24435-KPH-900	SPRING, SHIFT DRUM STOPPER	1	
.FORK, GEARSHIFT (SAME TIME FOR TWO UNITS OR MORE)		9	24610-KPH-900	SPINDLE COMP., GEARSHIFT	1	
		10	24630-KPH-900	ARM COMP., GEARSHIFT	1	
		11	24641-KPH-900	SPRING, GEARSHIFT ARM	1	
		12	24651-KPH-900	SPRING, GEARSHIFT RETURN	1	
		13	24652-KPH-900	PIN, SHIFT RETURN SPRING	1	
		14	35751-KPH-900	CAP, CHANGE SWITCH CONTACT	1	
		15	35752-KPH-900	SPRING, CHANGE SWITCH CONTACT	1	
		16	90022-MG8-000	PIVOT, SHIFT DRUM STOPPER ARM	1	
		17	90435-HB3-000	WASHER, 6.1MM	1	
		18	91111-KW7-900	ROLLER, 4x10.8	5	
		19	96220-30085	ROLLER, 3x8.5	2	
		20	96700-06016-00	BOLT, SOCKET, 6x16	1	

# E - 17

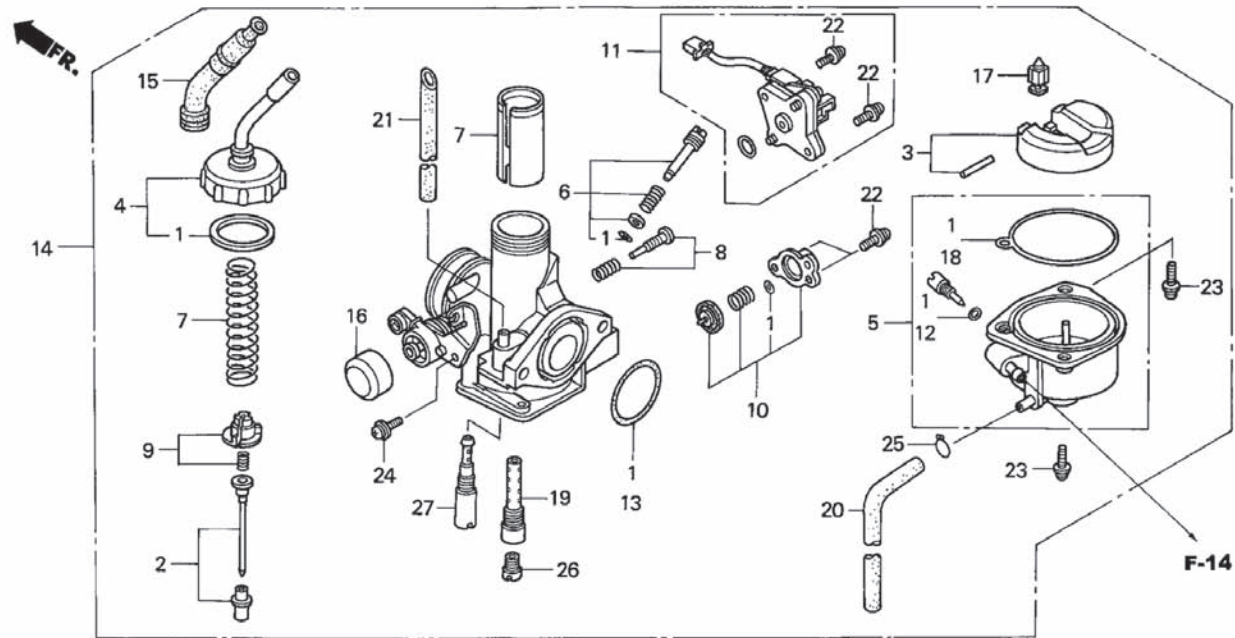
## Kick Starter Spindle



Service item	F.R.T.	No.	Part Number	Description	QTY	Notes
SPRING, KICK RETURN .....	1.1	1	28211-KPH-900	PINION, KICK STARTER (27T)	1	
PINION, KICK STARTER .....	*4.0	2	28221-KPH-900	RATCHET, STARTER DRIVE	1	
.SPINDLE, KICK STARTER		3	28251-KPH-900	SPINDLE, KICK STARTER	1	
		4	28262-KPH-900	RETAINER, KICK SPRING	1	
		5	28265-KPH-900	COLLAR, KICK RETAINER	1	
		6	28271-KPH-900	SPRING, STARTER PINION FRICTION	1	
		7	28281-KPH-900	SPRING, KICK RETURN	1	
		8	28282-KPH-900	COLLAR, KICK SPRING	1	
		9	90452-KPH-900	WASHER, THRUST, 15.5MM	1	
		10	90454-KPH-900	WASHER, 25 x 20.2 x 1	1	
		11	90605-200-000	SET RING, 20MM	2	



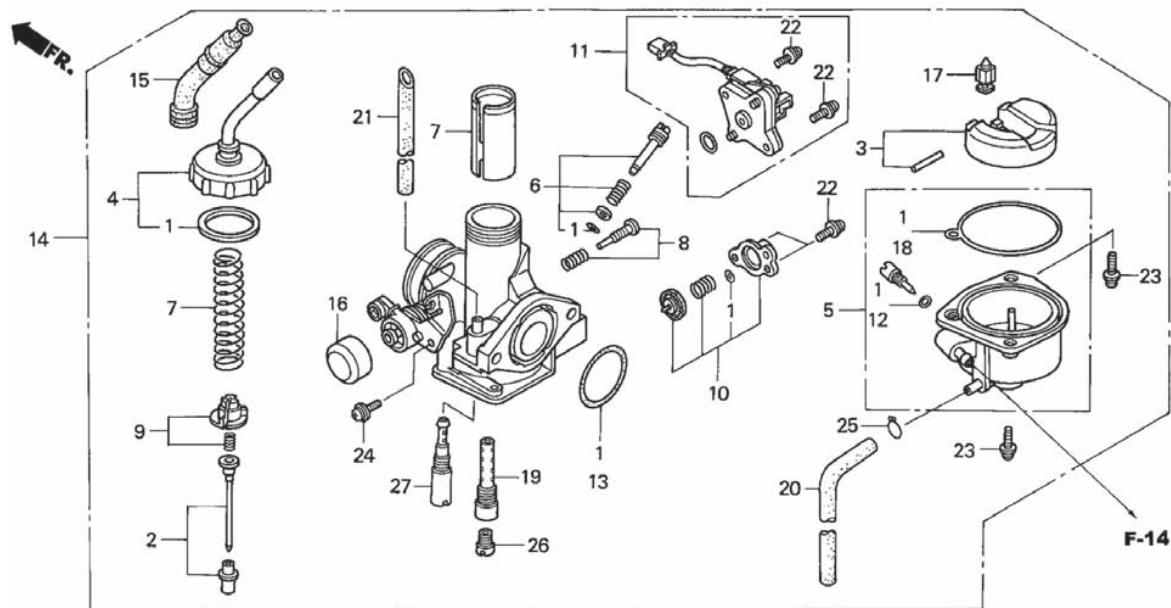
**E - 18**  
Carburetor



Service item	F. R. T.	No.	Part Number	Description	QTY	Notes
TOP SET.....	0.2	1	16010-KPH-901	GASKET SET	1	
SWITCH ASSY., THROTTLE .....	0.3	2	16012-KPH-901	NEEDLE SET, JET	1	
.VALVE SET, AIR CUT		3	16013-KPG-901	FLOAT SET	1	
.VALVE SET, THROTTLE		4	16014-KPH-901	TOP SET	1	
		5	16015-KPH-901	CHAMBER SET, FLOAT	1	
CHAMBER SET, FLOAT .....	0.5	6	16016-KEV-831	SCREW SET	1	
CARBURETOR ASSY. ....	0.6	7	16022-KPH-901	VALVE SET, THROTTLE	1	
.FLOAT SET		8	16028-KPH-901	SCREW SET	1	
.JET, MAIN,		9	16037-KPH-901	PLATE SET, VALVE	1	
.VALVE COMP., FLOAT		10	16048-KPH-901	VALVE SET, AIR CUT	1	
NEEDLE SET, JET.....	0.7	11	16060-KPH-901	SWITCH ASSY., THROTTLE	1	
		12	16075-GHB-640	O-RING, 1.3 x 4.3	1	
		13	16075-KPH-901	O-RING	1	
		14	16100-KPH-881	CARBURETOR ASSY. (APBF3AA)	1	
		15	16118-GB4-003	CAP, CABLE SEALING	1	
		16	16148-141-881	CAP, CHOKE DUST	1	
		17	16155-883-005	VALVE COMP., FLOAT	1	
		18	16163-GBG-960	GASKET, FLOAT CHAMBER	1	
		19	16165-KPH-901	HOLDER, NEEDLE JET	1	
		20	16199-GJ3-601	PIPE, OVERFLOW	1	

# E - 18

## Carburetor

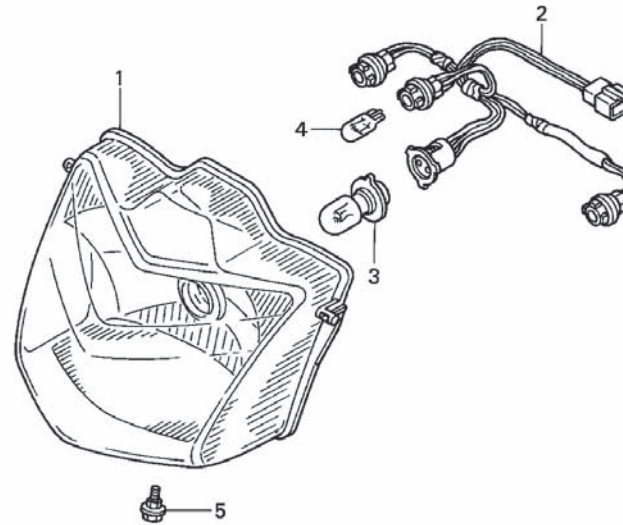


2

Service item	F.R.T.	No.	Part Number	Description	QTY	Notes
		21	16199-KPH-901	TUBE, AIR VENT	1	
		22	93892-04010-10	SCREW-WASHER, 4 x 10	4	
		23	93892-04014-18	SCREW-WASHER, 4 x 14	2	
		24	93892-05010-18	SCREW-WASHER, 5 x 10	1	
		25	95002-02659	CLIP, TUBE (B6.5)	1	
		26	99101-KPH-075	JET, MAIN, #75	1	
		27	99104-KPH-0350	JET, SLOW, #35	1	

# F - 1

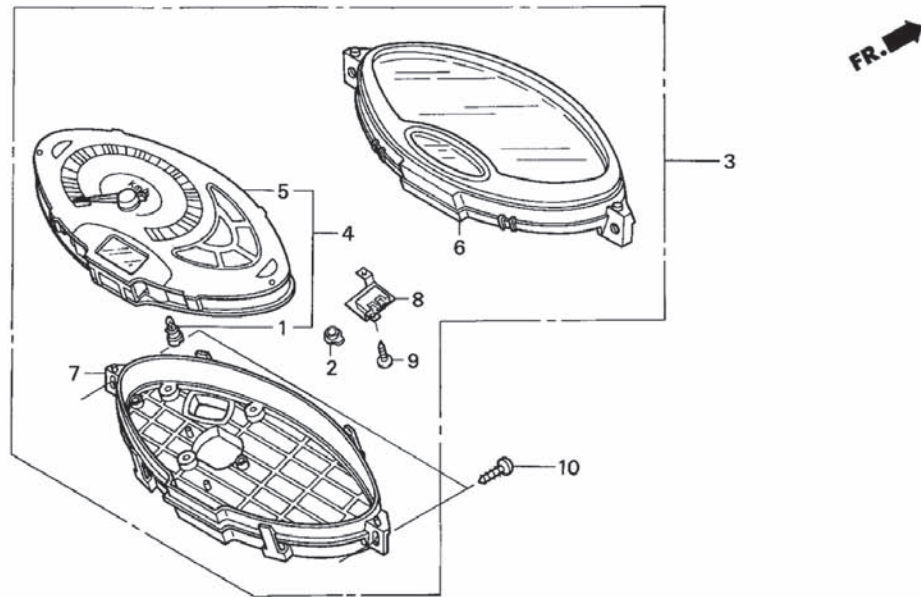
## Headlight



3

Service item	F.R.T.	No.	Part Number	Description	QTY	Notes
BULB, HEADLIGHT .....	0.2	1	33120-KPH-881	HEADLIGHT, UNIT	1	
.BULB, WEDGE BASE			33100-KPH-881	HEADLIGHT, ASSY	(1)	
.SOCKET COMP., HEADLIGHT		2	33130-KPH-881	SOCKET COMP., HEADLIGHT	1	
BASE COMP., HEADLIGHT .....	0.3	3	34901-KPH-881	BULB, HEADLIGHT (12V 32/32W)	1	
		4	34908-GA7-701	BULB, WEDGE BASE (T10) (12V 3.4W)	1	
		5	90101-GJ6-000	BOLT, ADJUSTING	1	

# F - 2 Meter

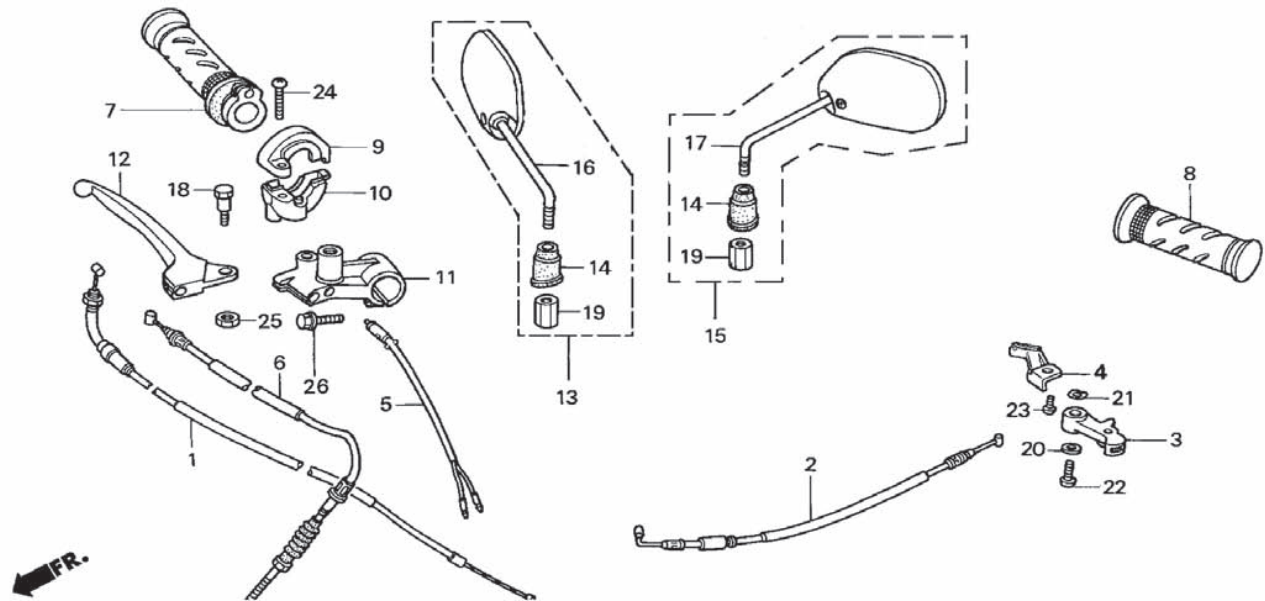


Service item	F.R.T.	No.	Part Number	Description	QTY	Notes
SPEEDOMETER ASSY.....	0.3	1	34909-KPH-900	BULB, WEDGE BASE (12V 1.12W)	2	
CASE COMP., UPPER .....	0.4		78135-S3N-003	SOCKET ASSY., BULB	1	
.CASE, UNDER		2	37109-KPH-901	CAP	1	
.SPEEDOMETER COMP.		3	37200-KPH-880	SPEEDOMETER ASSY.	1	KARISMA DISK
			37200-KPH-881	SPEEDOMETER ASSY.	(1)	KARISMA DISK
			37200-KPH-882	SPEEDOMETER ASSY.	(1)	KARISMA DRUM
			37200-KPH-721	SPEEDOMETER ASSY.	(1)	KARISMA-X DISK
		4	37210-KPH-881	SPEEDOMETER COMP.	1	KARISMA DRUM
			37210-KPH-721	SPEEDOMETER COMP.	(1)	KARISMA-X
		5	37210-KPH-782	SPEEDOMETER COMP.	1	KARISMA DISK
			37210-KPH-722	SPEEDOMETER COMP.	(1)	KARISMA-X
		6	37211-KPH-900	CASE COMP., UPPER	1	
			37211-KPH-901	CASE COMP., UPPER	(1)	
		7	37212-KPH-901	CASE, UNDER	1	
			37212-KPH-902	CASE, UNDER	(1)	
		8	37213-KPH-901	HOLDER, WINKER RELAY	1	
		9	90101-KY6-008	SCREW, TAPPING, 3X14	7	
		10	93903-25310	SCREW, TAPPING, 5X16	2	

# F - 3

## Handle Lever / Cable / Mirror

( Tipe rem depan tromol )



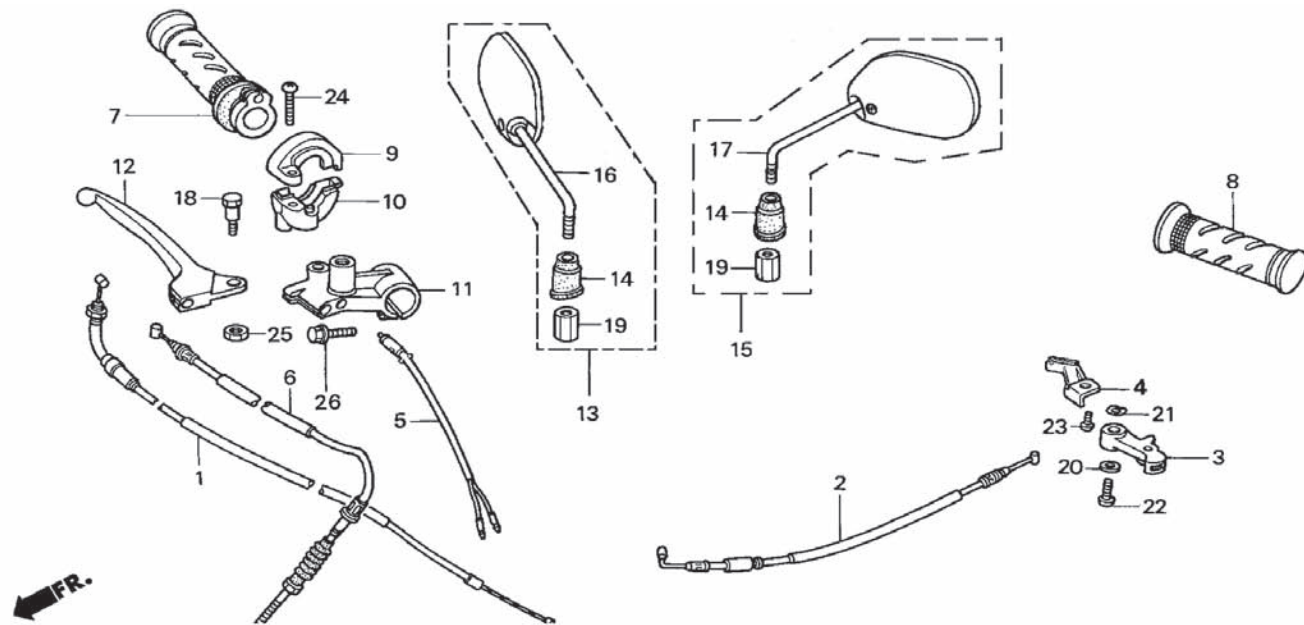
3

Service item	F.R.T.	No.	Part Number	Description	QTY	Notes
GRIP, L. HANDLE .....	0.1	1	17910-KPH-880	CABLE COMP., THROTTLE	1	
.LEVER, CHOKE		2	17950-KFL-D00	CABLE COMP., CHOKE	1	
.LEVER, R. STEERING HANDLE		3	17961-KFM-900	LEVER, CHOKE	1	
GRIP COMP., THROTTLE .....	0.2	4	17962-KFM-900	STOPPER, CABLE	1	
.HOUSING, UNDER THROTTLE		5	35340-KPH-900	SWITCH ASSY., FR. STOP	1	
BRACKET, R. HANDLE LEVER .....	0.3	6	45450-KPH-890	CABLE COMP., FR. BRAKE	1	KARISMA
.CABLE COMP., CHOKE			45450-KPH-730	CABLE COMP., FR. BRAKE	1	KARISMA-X
.SWITCH ASSY., FR. STOP		7	53140-KPH-880	GRIP COMP., THROTTLE	1	
CABLE COMP., FR. BRAKE .....	0.4	8	53166-KET-900	GRIP, L. HANDLE	1	
CABLE COMP., THROTTLE .....	0.5	9	53167-KFM-900	HOUSING, UPPER THROTTLE	1	
		10	53168-KFM-900	HOUSING, UNDER THROTTLE	1	
		11	53171-KET-900	BRACKET, R. HANDLE LEVER	1	
		12	53175-KET-900	LEVER, R. STEERING HANDLE	1	
		13	88110-KPH-880	MIRROR ASSY R. BLACK	1	
		14	88113-KPH-880	CAP, LOCK NUT	2	
		15	88120-KPH-880	MIRROR ASSY L. BLACK	1	
		16	88210-KPH-880	MIRROR COMP., R.	1	
		17	88220-KPH-880	MIRROR COMP., L.	1	
		18	90115-GEO-000	BOLT, HANDLE LEVER PIVOT	1	
		19	90314-KFM-840	NUT, LOCK	2	
		20	90441-147-000	WASHER, PLAIN	1	

# F - 3

## Handle Lever / Cable / Mirror

( Tipe rem depan tromol )

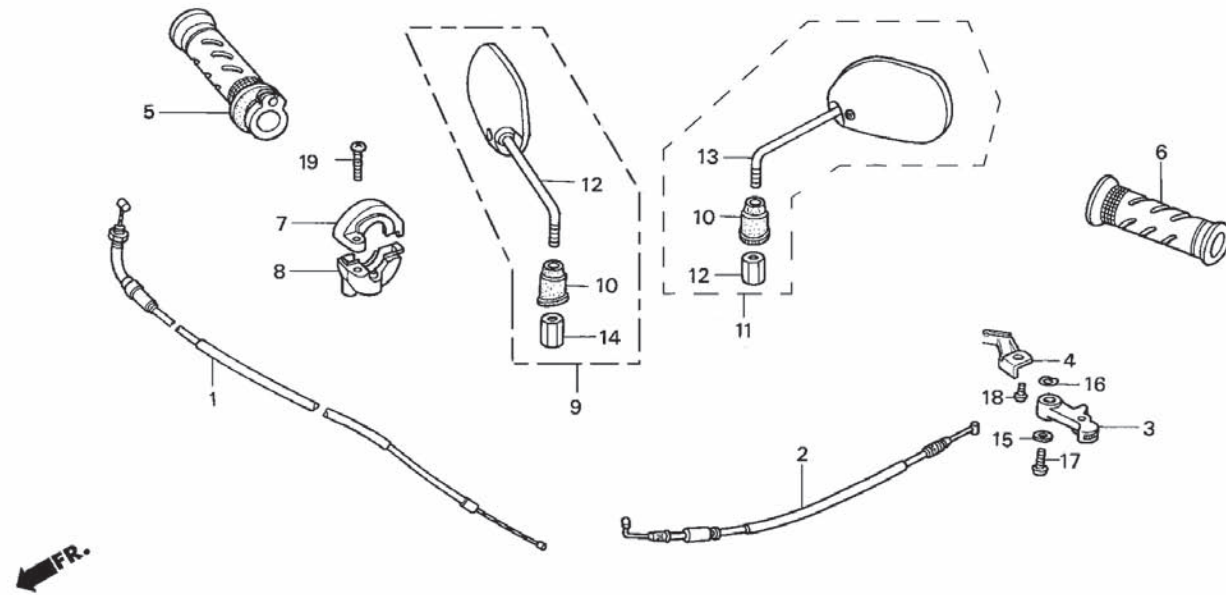


Service item	F.R.T.	No.	Part Number	Description	QTY	Notes
		21	90442-147-000	WASHER, WAVE	1	
		22	93500-05012-0A	SCREW, PAN, 5 x 12	1	
		23	93500-05012-0G	SCREW, PAN, 5 x 12	1	
		24	93500-05028-0A	SCREW, PAN, 5 x 28	1	
		25	94001-05000-0S	NUT, HEX., 5MM	1	
		26	96001-06025-00	BOLT, FLANGE, 6 x 25	1	

# F - 3 - 1

## Cable / Mirror

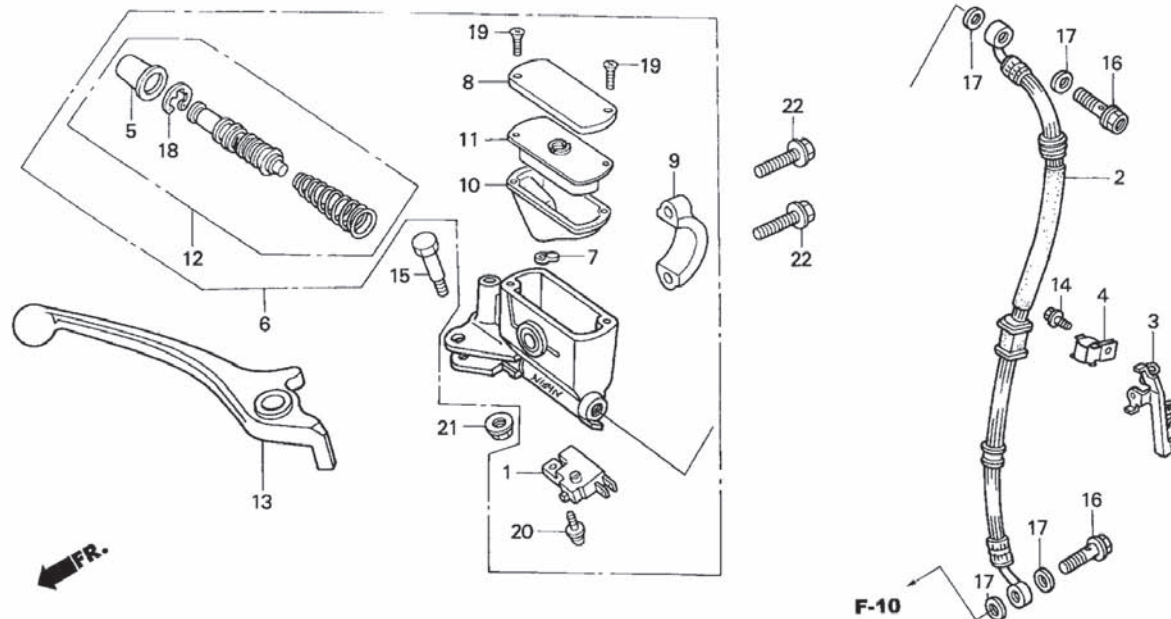
(Tipe rem depan cakram)



Service item	F.R.T.	No.	Part Number	Description	QTY	Notes
GRIP, L. HANDLE.....	0.1	1	17910-KPH-880	CABLE COMP., THROTTLE	1	
.LEVER, CHOKE		2	17950-KFL-D00	CABLE COMP., CHOKE	1	
GRIP COMP., THROTTLE .....	0.2	3	17961-KFM-900	LEVER, CHOKE	1	
.HOUSING, UNDER THROTTLE		4	17962-KFM-900	STOPPER, CABLE	1	
CABLE COMP., CHOKE .....	0.3	5	53140-KPH-880	GRIP COMP., THROTTLE	1	
CABLE COMP., THROTTLE.....	0.5	6	53166-KET-900	GRIP, L. HANDLE	1	
		7	53167-KFM-900	HOUSING, UPPER THROTTLE	1	
		8	53168-KFM-900	HOUSING, UNDER THROTTLE	1	
		9	88110-KPH-880	MIRROR ASSY., R. BACK	1	
		10	88113-KPH-880	CAP, LOCK NUT	2	
		11	88120-KPH-880	MIRROR ASSY., L. BACK	1	
		12	88210-KPH-880	MIRROR COMP., R.	1	
		13	88220-KPH-880	MIRROR COMP., L.	1	
		14	90314-KFM-840	NUT, LOCK	2	
		15	90441-147-000	WASHER, PLAIN	1	
		16	90442-147-000	WASHER, WAVE	1	
		17	93500-05012-OA	SCREW, PAN, 5 x 12	1	
		18	93500-05012-0G	SCREW, PAN, 5 x 12	1	
		19	93500-05028-OA	SCREW, PAN, 5 x 28	1	

# F - 4

## Fr. Brake Master Cylinder



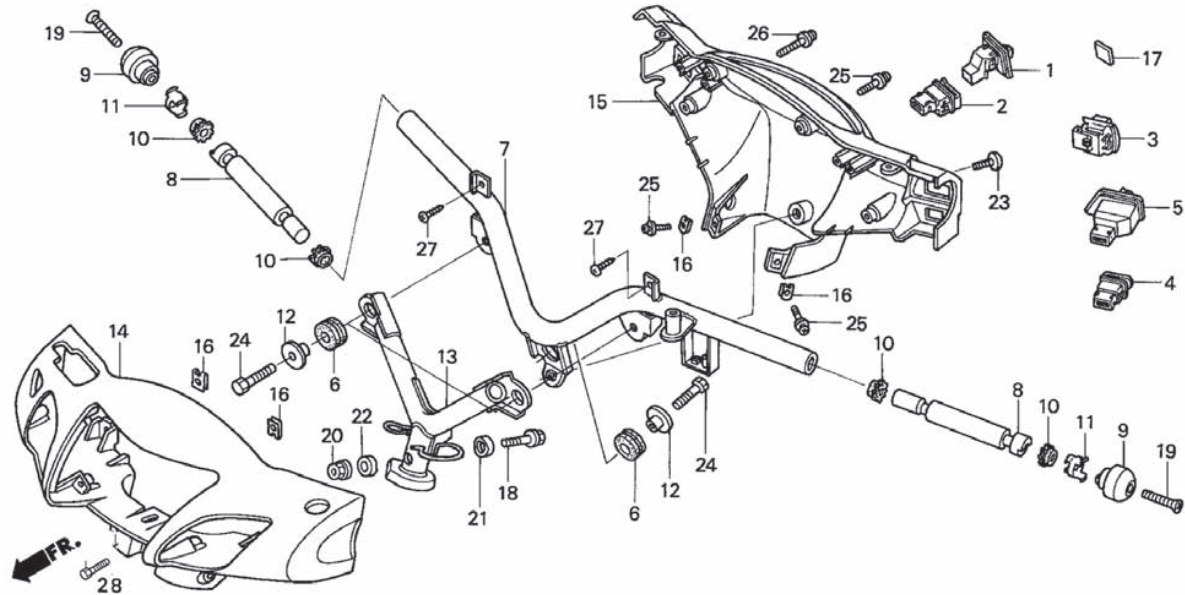
Service item	F.R.T.	No.	Part Number	Description	QTY	Notes
DIAPHRAGM .....	0.1	1	35340-MA5-671	SWITCH ASSY., FR. STOP	1	
.LEVER, R. STEERING HANDLE		2	45126-KPH-720	HOSE COMP., FR. BRAKE	1	
SWITCH ASSY., FR. STOP .....	0.2	3	45156-KPH-880	CLAMPER, BRAKE HOSE	1	
CYLINDER SET, MASTER .....	0.6	4	45157-KAN-850	CLAMPER B, BRAKE HOSE	1	
.CYLINDER SUB ASSY., FR. BRAKE MASTER		5	45504-410-003	BOOT COMP.	1	
.HOSE COMP., FR. BRAKE		6	45510-KPH-881	CYLINDER SUB ASSY., FR. BRAKE MASTER	1	
		7	45512-MA6-006	PROTECTOR	1	
		8	45513-GW0-911	CAP, MASTER CYLINDER	1	
		9	45517-GW0-751	HOLDER, MASTER CYLINDER	1	
		10	45520-GW0-911	DIAPHRAGM	1	
		11	45521-GW0-911	PLATE, DIAPHRAGM	1	
		12	45530-471-831	CYLINDER SET, MASTER	1	
		13	53175-KET-920	LEVER, R. STEERING HANDLE	1	
		14	90102-KGH-900	BOLT, FLANGE, 6x10	1	
		15	90114-KGH-900	BOLT, HANDLE LEVER PIVOT	1	
		16	90145-KM3-751	BOLT, OIL, 10x22	2	
		17	90545-300-000	WASHER, OIL BOLT	4	
		18	90651-MA5-671	CIRCLIP	1	
		19	93600-04012-1G	SCREW, FLAT, 4x12	2	
		20	93893-04012-17	SCREW-WASHER, 4x12	1	
		21	94050-06000	NUT, FLANGE, 6MM	1	
		22	95701-06022-07	BOLT, FLANGE, 6x22	2	

PC Karisma 10-07



# F - 5

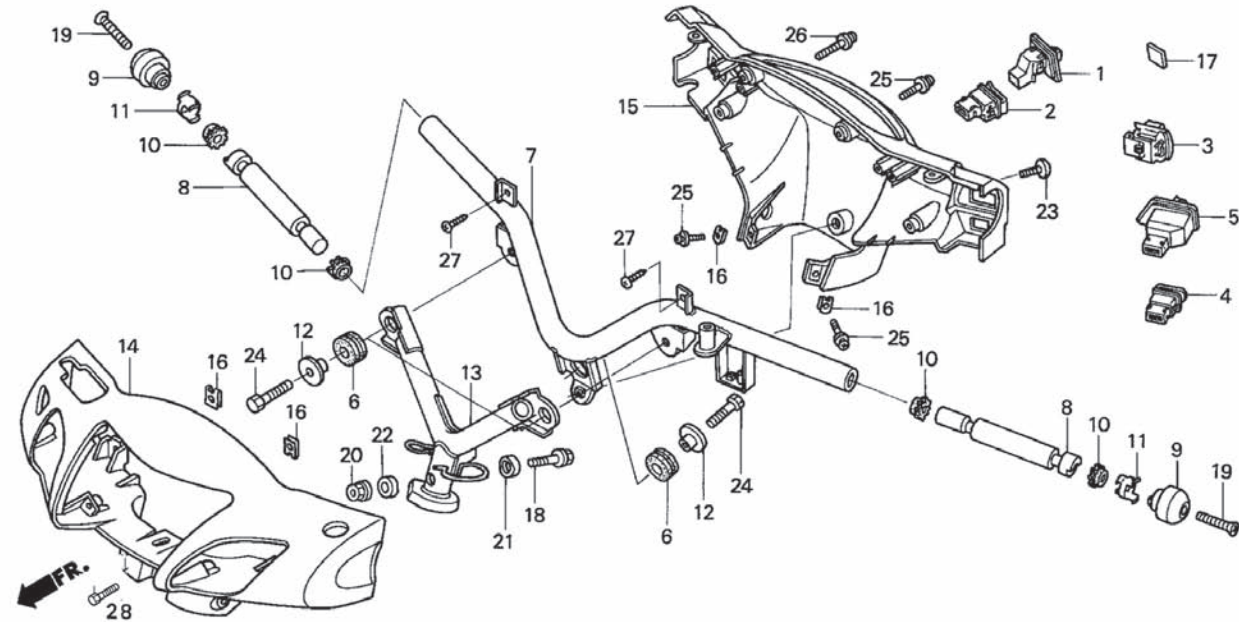
## Handle Pipe / Handle Cover / Switch



Service item	F.R.T.	No.	Part Number	Description	QTY	Notes
WEIGHT B, STEERING HANDLE .....	0.2	1	35150-KPH-880	SWITCH UNIT, LIGHTING	1	
COVER, HANDLE FR. ....	0.3	2	35160-KPH-881	SWITCH UNIT, STARTING	1	
.SWITCH UNIT, LIGHTING		3	35170-KPH-901	SWITCH UNIT, DIMMER	1	
.SWITCH UNIT, STARTING		4	35180-KPH-881	SWITCH UNIT, HORN	1	
COVER, HANDLE RR. ....	0.5	5	35200-KPH-901	SWITCH UNIT, WINKER	1	
.POST COMP., HANDLE		6	50613-KFL-850	RUBBER, MAIN STEP MOUNTING	3	
PIPE COMP., STEERING HANDLE .....	0.7	7	53100-KPH-880	PIPE COMP., STEERING HANDLE	1	KARISMA
			53100-KPH-720	PIPE COMP., STEERING HANDLE	1	KARISMA-X
		8	53104-KPH-880	WEIGHT B, STEERING HANDLE	2	KARISMA
			53104-KPH-730	WEIGHT B, STEERING HANDLE	2	KARISMA-X
		9	53105-KPH-880	WEIGHT A, STEERING HANDLE	2	KARISMA
			53105-KPH-720	WEIGHT A, STEERING HANDLE	2	KARISMA-X
		10	53106-KR3-000	RUBBER A, HANDLE WEIGHT	4	
		11	53108-KR3-770	RING, HANDLE WEIGHT SNAP	2	
		12	53109-KPH-900	COLLAR, HANDLE MOUNTING	3	
		13	53120-KPH-880	POST COMP., HANDLE	1	KARISMA DRUM
			53120-KPH-890	POST COMP., HANDLE	1	KARISMA DISK
			5310A-KPH-720	POST COMP., HANDLE	1	KARISMA-X
			5310A-KPH-730	POST COMP., HANDLE	1	KARISMA-X

# F - 5

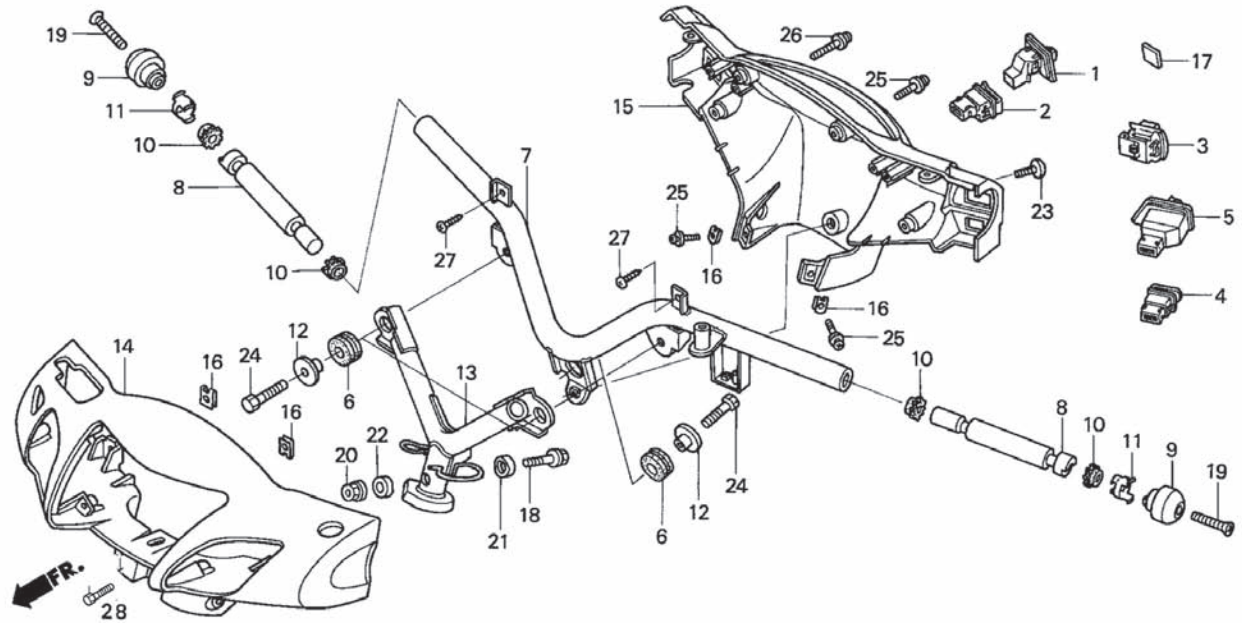
Handle Pipe /  
Handle cover / Switch



Service item	F.R.T.	No.	Part Number	Description	QTY	Notes
		14	53205-KPH-730FMH	COVER, HANDLE FR.	1	
			53205-KPH-730FMP	*NH131M*.... SILVER	(1)	
			53205-KPH-730FMB	..... SH PRL BL	(1)	
			53205-KPH-730FMK	*NH1*..... BLACK	(1)	
			53205-KPH-730FMK	*R201*..... MAGNA RED	(1)	
			53205-KPH-720FMT	..... TWS PRL BL	(1)	
			53205-KPH-720FMH	..... SILVER	(1)	
			53205-KPH-720FMP	..... SH PRL BL	(1)	
			53205-KPH-720FMB	*NH1*..... BLACK	(1)	
			53205-KPH-720FKM	..... MAGNA RED METALLIC	(1)	
			53205-KPH-720FMK	*R201*..... MAGNA RED	(1)	
		15	53206-KPH-880FMB	COVER, HANDLE RR.	1	
			53206-KPH-880FMH	*NH1*..... BLACK	(1)	
			53206-KPH-880FMH	*NH131M*.... STARLIGHT SILVER METALLIC	(1)	
			53206-KPH-880FMP	..... SH PRL BL	(1)	
			53206-KPH-880FMT	..... TWS PRL BL	(1)	
			53206-KPH-880FMK	*R201*..... MAGNA RED	(1)	
			53206-KPH-880FKM	..... MAGNA RED METALLIC	(1)	
			53206-KPH-890FMK	..... MAGNA RED	(1)	

## F - 5

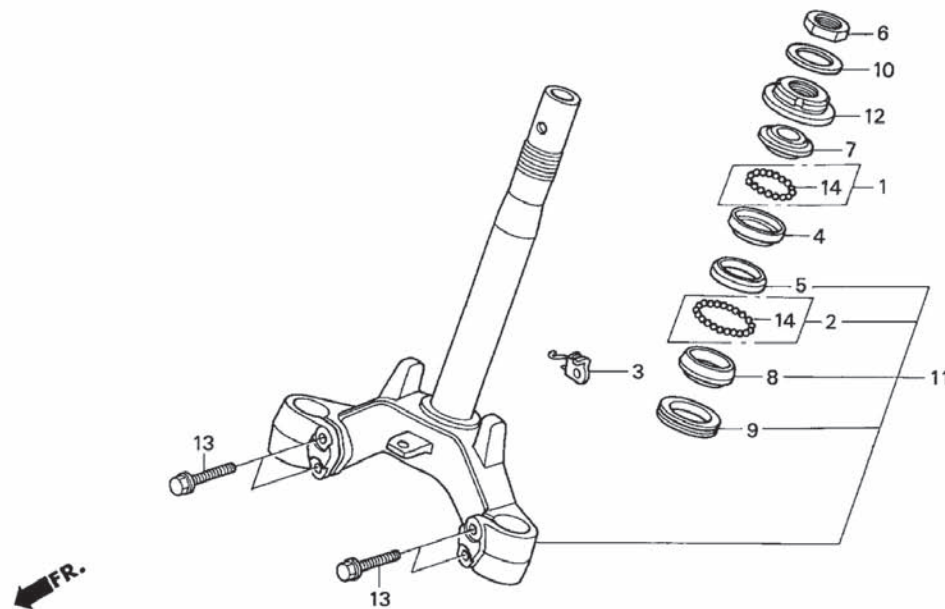
Handle Pipe /  
Handle cover / Switch



Service item	F.R.T.	No.	Part Number	Description	QTY	Notes
		16	64521-MN5-000	NUT, CLIP, 4MM	6	
		17	86150-KPG-900	EMBLEM, WING MARK	1	
		18	90106-GN5-900	BOLT, FLANGE, 10x50	1	
		19	90191-KPP-900	SCREW, OVAL, 6x50	2	
		20	90304-KGH-901	NUT, U, 10MM	1	
		21	90501-GBY-910	COLLAR A, HANDLE SETTING	1	
		22	90505-GBY-910	COLLAR B, HANDLE SETTING	1	
		23	91509-GE2-760	SCREW, PAN, 5x11.5	1	
		24	92101-08025-0H	BOLT, HEX., 8x25	3	
		25	93891-04016-07	SCREW-WASHER, 4x16	4	
		26	93891-04020-07	SCREW-WASHER, 4x20	2	
		27	93903-24310	SCREW, TAPPING, 4x12	2	
		28	90103-KPH-720	BOLT FR HDL COVER	1	

# F - 6

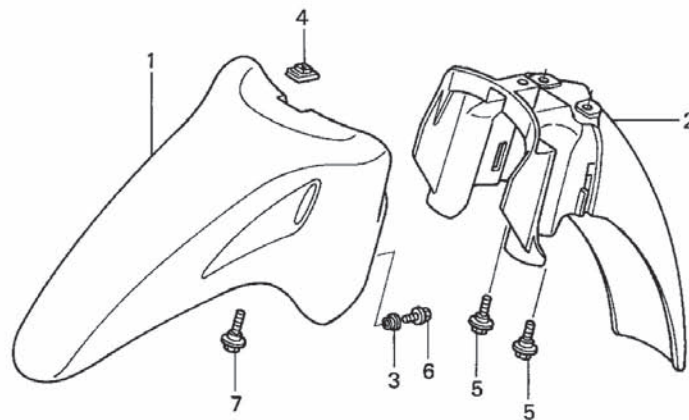
## Steering Stem



Service item	F.R.T.	No.	Part Number	Description	QTY	Notes
RACE, STEERING TOP CONE .....	0.5	1	06530-GBG-B20	BALL SET, STEEL, #6x23	1	
.THREAD COMP., STEERING HEAD TOP		2	06531-GBG-B20	BALL SET, STEEL, #6x29	1	
RACE, STEERING BALL .....	1.1	3	45465-KPH-890	GUIDE, FR. BRAKE CABLE	1	
.STEM SUB ASSY., STEERING		4	50301-GN5-901	RACE, STEERING TOP BALL	1	
RACE, STEERING BOTTOM CONE.....	1.2	5	50302-GN5-900	RACE, STEERING BOTTOM BALL	1	
		6	50306-GN5-900	NUT, STEERING STEM LOCK	1	
		7	53211-GN5-900	RACE, STEERING TOP CONE	1	
		8	53212-GN5-900	RACE, STEERING BOTTOM CONE	1	
		9	53214-GN5-900	DUST SEAL, STEERING HEAD	1	
		10	53216-GN5-830	WASHER, STEERING STEM NUT	1	
		11	53200-KPH-880	STEM SUB ASSY., STEERING	1	KARISMA
			53200-KPH-720	STEM SUB ASSY., STEERING	(1)	KARISMA-X
		12	53220-GN5-900	THREAD COMP., STEERING HEAD TOP	1	
		13	95801-10045-00	BOLT, FLANGE, 10x45	4	
		14	96211-06000	BALL, STEEL, #6 (3/16)	52	

# F - 7

## Front Fender

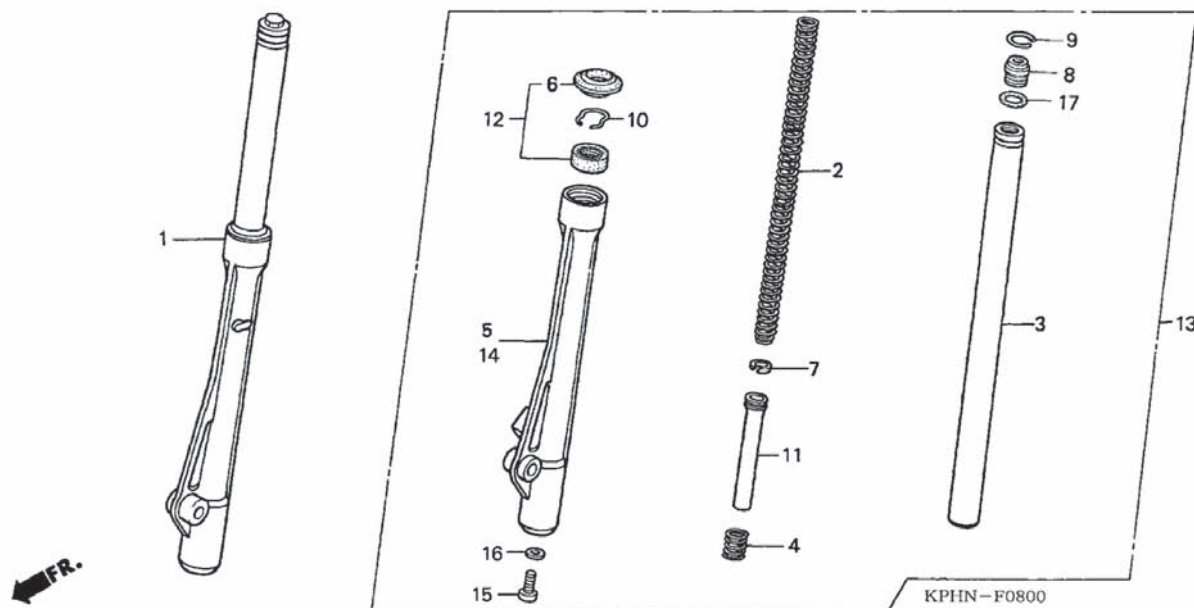


3

Service item	F.R.T.	No.	Part Number	Description	QTY	Notes
FENDER A, FR. ....	0.3	1	61100-KPH-880FMB	FENDER A, FR. BLACK	1	
(SAME TIME FOR TWO UNITS)			61100-KPH-880FMH	FENDER A, FR. SILVER	(1)	
(WAKTU SAMA UNTUK DUA UNIT)			61100-KPH-880FMP	FENDER A, FR. SH PRL BL	(1)	
.FENDER B, FR.			61100-KPH-880FMW	FENDER A, FR. WHT MET	(1)	
			61100-KPH-880FMB	FENDER A, FR. BLACK	(1)	
			61100-KPH-880FMI	FENDER A, FR. VIO	(1)	
			61100-KPH-880FMO	FENDER A, FR. ORG	(1)	
			61100-KPH-880FMT	FENDER A, FR. TPBL	(1)	
			61100-KPH-880FMK	FENDER A, FR. MRD	(1)	
		2	61200-KPH-880	FENDER B, FR.	1	
		3	81312-KPH-900	COLLAR, FR. FENDER	2	
		4	84601-HA7-670	NUT, FENDER SETTING	1	
		5	96001-06014-00	BOLT, FLANGE, 6X14	2	
		6	96001-06016-00	BOLT, FLANGE, 6X16	2	
		7	96001-06025-00	BOLT, FLANGE, 6X25	1	

# F - 8

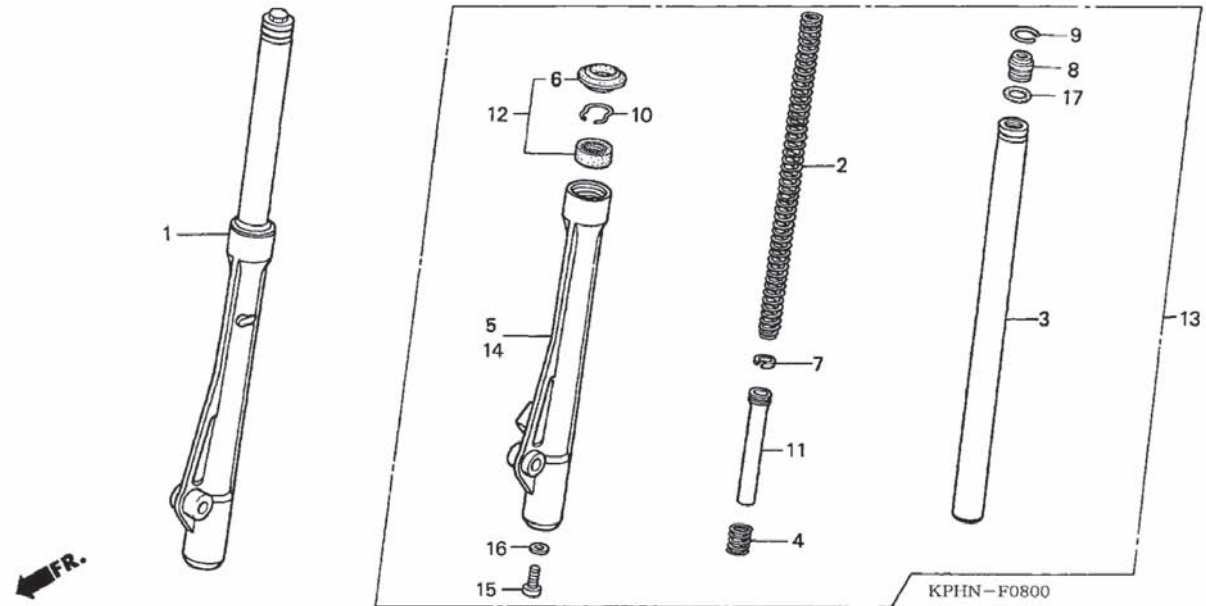
## Front Fork



Service item	F.R.T.	No.	Part Number	Description	QTY	Notes
FORK ASSY., L. FR. ....	0.5	1	51400-KPH-881	FORK ASSY., R. FR.	1	KARISMA DRUM
(ADD 0.2 FOR EACH.)			51400-KPH-891	FORK ASSY., R. FR.	1	KARISMA DISK
(TAMBAHKAN 0.2 UNTUK MASING2)			51400-KPH-720	FORK ASSY., R. FR.	1	KARISMA-X DRUM
.FORK ASSY., R. FR.			51400-KPH-730	FORK ASSY., R. FR.	1	KARISMA-X DISK
SPRING, FR. FORK .....	0.7	2	51401-KPH-881	SPRING, FR. FORK	2	
(ADD 0.3 FOR EACH.)		3	51410-KPH-901	PIPE COMP., FR. FORK	2	
(TAMBAHKAN 0.3 UNTUK MASING2)		4	51412-GN5-901	SPRING, REBOUND	2	
PIPE COMP., FR. FORK .....	0.8	5	51420-KPH-881	CASE, R. FR. BOTTOM	1	
(ADD 0.5 FOR EACH.)			51420-KPH-891	CASE, R. FR. BOTTOM	1	
(TAMBAHKAN 0.5 UNTUK MASING2)		6	51425-GN5-901	DUST SEAL	2	
.SEAL SET, FR. FORK		7	51437-KGH-901	RING, PISTON	2	
(ADD 0.5 FOR EACH.)		8	51454-KEV-880	SEAT B, SPRING	2	
(TAMBAHKAN 0.5 UNTUK MASING2)		9	51456-KPH-901	RING, STOPPER	2	
CASE, L. FR. BOTTOM .....	0.9	10	51466-065-901	RING, OIL SEAL STOPPER	2	
(ADD 0.6 FOR EACH.)		11	51470-KPH-901	PIPE, SEAT	2	
(TAMBAHKAN 0.6 UNTUK MASING2)		12	51490-KGH-901	SEAL SET, FR. FORK	2	
.CASE, R. FR. BOTTOM		13	51500-KPH-881	FORK ASSY., L. FR.	1	KARISMA DRUM
			51500-KPH-891	FORK ASSY., L. FR.	1	KARISMA-X DISK
			51500-KPH-720	FORK ASSY., L. FR.	1	KARISMA DRUM
			51500-KPH-730	FORK ASSY., L. FR.	1	KARISMA-X DISK
		14	51520-KPH-881	CASE, L. FR. BOTTOM	1	
			51520-KPH-891	CASE, L. FR. BOTTOM	1	

PC Karisma 10-07

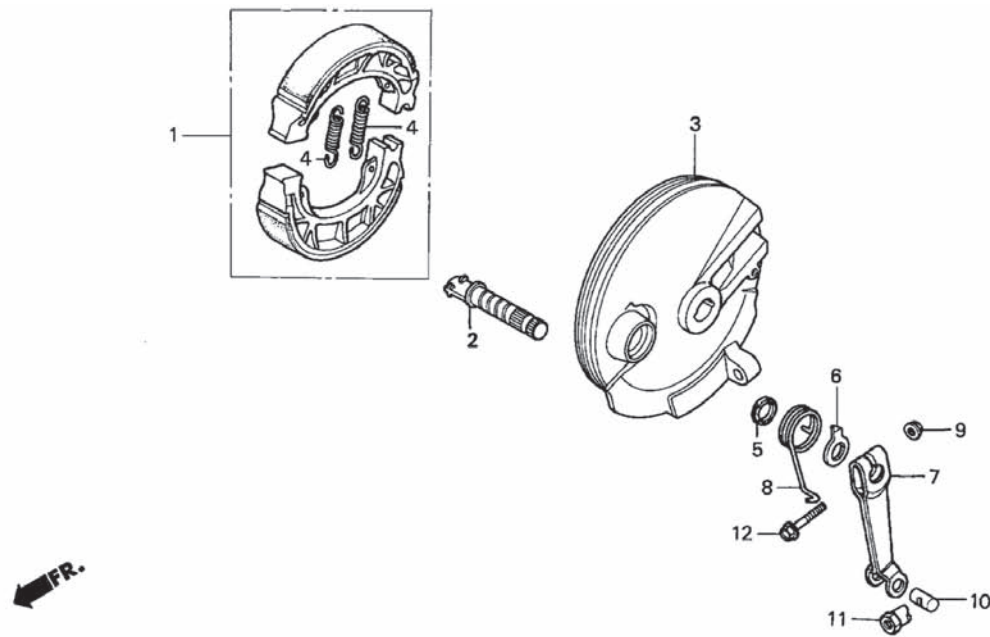
**F - 8**  
Front Fork



Service item	F.R.T.	No.	Part Number	Description	QTY	Notes
		15	90116-KV3-701	BOLT, SOCKET, 8MM	2	
		16	90544-283-000	WASHER, SPECIAL, 8MM	2	
		17	91356-GM0-003	O-RING	2	

# F - 9

## Front Brake Panel

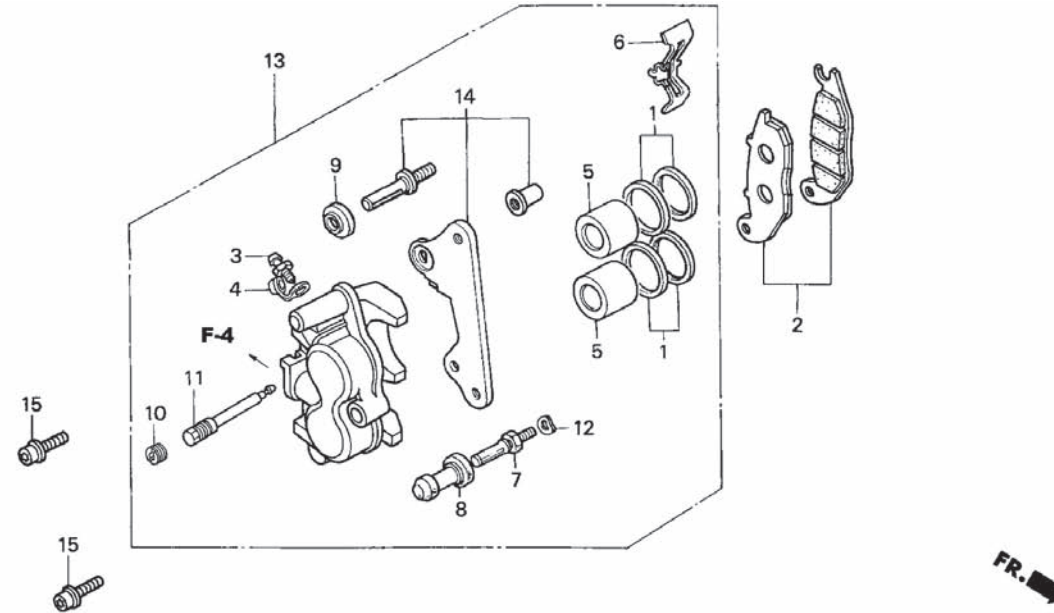


Service item	F.R.T.	No.	Part Number	Description	QTY	Notes
ARM, FR. BRAKE .....	0.1	1	06430-KPH-900	SHOE SET, BRAKE	1	
(INC. RELATIVE PART)		2	43141-GC5-000	CAM, RR. BRAKE	1	
(TERMASUK PART YANG BERHUBUNGAN)		3	45100-KPH-900	PANEL COMP., FR. BRAKE		
SHOE SET, BRAKE .....	0.3	4	45133-028-000	*NH255M* ..... SHIMMER SILVER METALLIC	1	
PANEL COMP., FR. BRAKE .....	0.4	5	45134-250-000	SPRING, BRAKE SHOE	2	
(INC. RELATIVE PART)		6	45145-KFM-900	DUST SEAL, BRAKE CAM	1	
(TERMASUK PART YANG BERHUBUNGAN)		7	45410-KFM-900	INDICATOR, FR. BRAKE	1	
		8	45435-121-010	ARM, FR. BRAKE	1	
		9	94050-06000	SPRING, FR. BRAKE ARM RETURN	1	
		10	95015-32001	NUT, FLANGE, 6MM	1	
		11	95015-42000	JOINT B, BRAKE ARM	1	
		12	95701-06028-00	NUT B, BRAKE ROD ADJUSTING	1	
				BOLT, FLANGE, 6X28	1	



# F - 10

## Front Brake Caliper



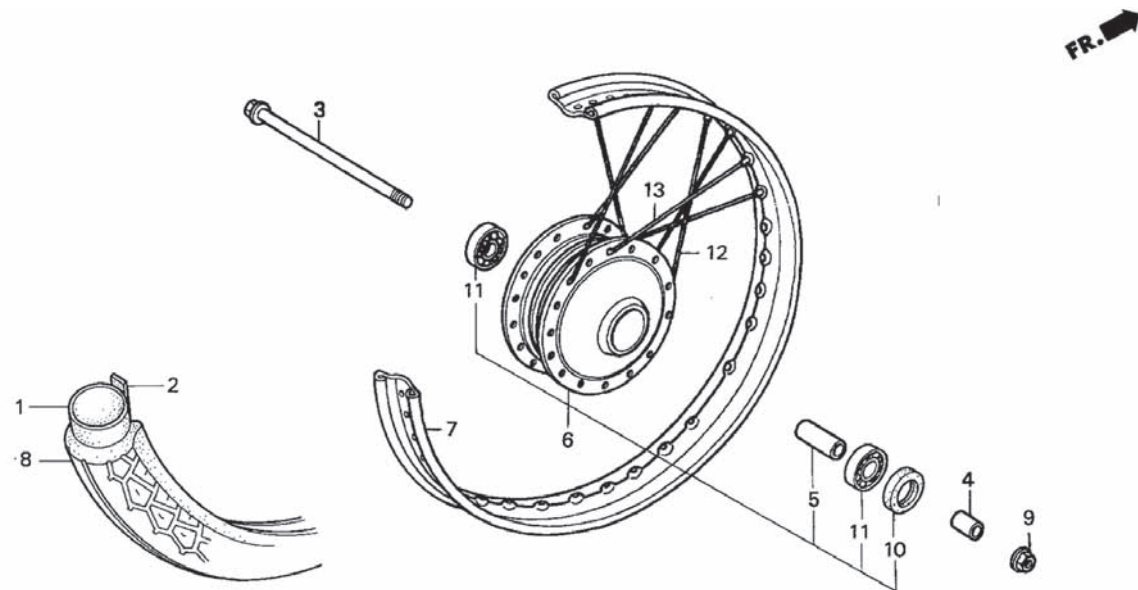
3

Service item	F.R.T.	No.	Part Number	Description	QTY	Notes
BRACKET SUB ASSY., R. FR.		1	06451-GE2-405	SEAL SET, PISTON	2	
CALIPER.....	0.2	2	06455-KW6-841	PAD SET, FR.	1	
.PAD SET, FR.		3	43352-568-003	SCREW, BLEEDER	1	
CALIPER SUB ASSY., R. FR. ....	0.4	4	43353-461-771	CAP, BLEEDER	1	
PISTON .....	0.5	5	45107-MN5-006	PISTON	2	
(INC. RELATIVE PART)						
(TERMASUK PART YANG BERHUBUNGAN)		6	45108-ML4-006	SPRING, PAD	1	
(ADD 0.1 FOR EACH.)		7	45131-GZ0-006	BOLT, PIN	1	
(TAMBAHKAN 0.1 UNTUK MASING2)		8	45132-166-016	BOOT, PIN BUSH	1	
		9	45133-MA3-006	BOOT B	1	
		10	45203-MG3-016	PLUG, PIN	2	
		11	45215-KA3-732	PIN, HANGER	2	
		12	45216-166-006	WASHER, WAVE	1	
		13	45250-GT4-305	CALIPER SUB ASSY., R. FR. BRAKE (NISSIN)	1	
		14	45290-KEV-651	BRACKET SUB ASSY., R. FR. CALIPER	1	
		15	90131-KPH-880	BOLT, TORX, 8X25	2	

# F - 11

## Front Wheel

(Tipe rem depan tromol)

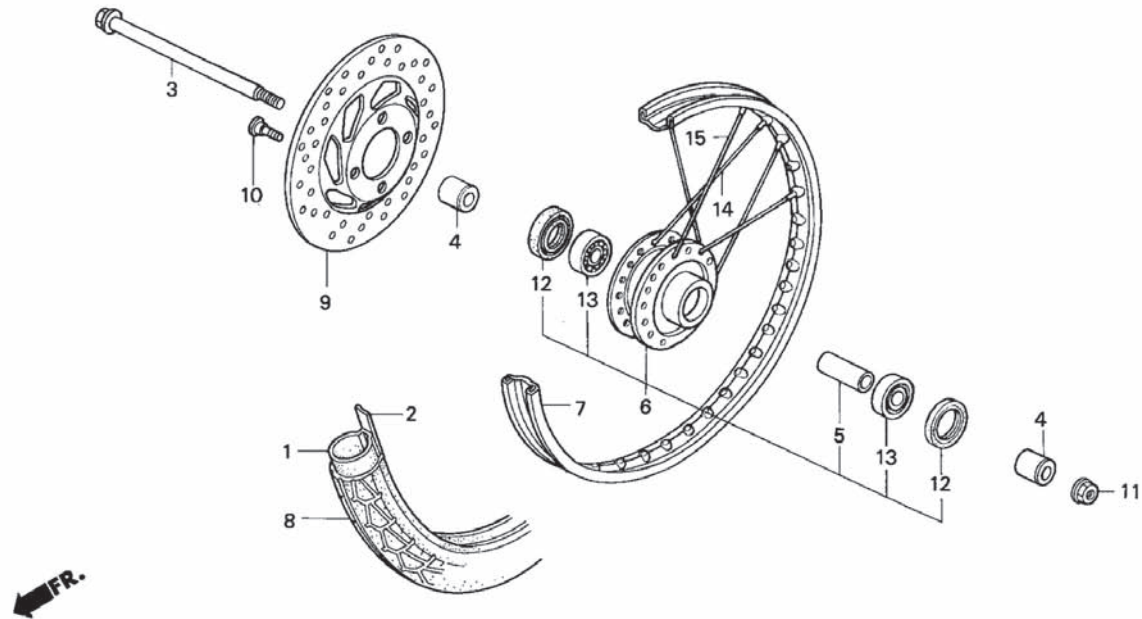


Service item	F.R.T.	No.	Part Number	Description	QTY	Notes
AXLE, FR. WHEEL .....	0.2	1	44712-KPH-881	TUBE, TIRE (2.25/2.50-17)	1	
BEARING, RADIAL BALL, 6201U .....	0.4	2	42713-GBG-881	FLAP, TIRE	1	
(ADD 0.1 FOR EACH.)		3	44301-KPH-900	AXLE, FR. WHEEL	1	
(TAMBAHKAN 0.1 UNTUK MASING2)		4	44311-KPH-900	COLLAR, FR. WHEEL SIDE	1	
.COLLAR, FR. AXLE DISTANCE		5	44620-400-000	COLLAR, FR. AXLE DISTANCE	1	
TIRE, FR. ....	0.8	6	44601-KPH-900	HUB SUB ASSY., FR.		
.TUBE, TIRE				*NH255M* ..... SHIMMER SILVER METALLIC	1	
.WHEEL SUB ASSY., FR.		7	44701-KPH-880	RIM, FR. WHEEL	1	
RIM, FR. WHEEL .....	2.2	8	44711-KPH-881	TIRE, FR. (2.50-17) FF 135	1	
HUB SUB ASSY., FR. ....	2.3	9	90306-KGH-901	NUT, U, 12MM	1	
		10	91251-KPH-881	DUST SEAL, 21 x 37 x 7	1	
		11	96140-62010-10	BEARING, RADIAL BALL, 6201U	2	
		12	97258-31160-10	SPOKE SET A, 11x160 (INSIDE)	18	
		13	97574-31157-10	SPOKE SET A, 11x158.5 (OUTSIDE)	18	

## F - 11 - 1

### Front Wheel

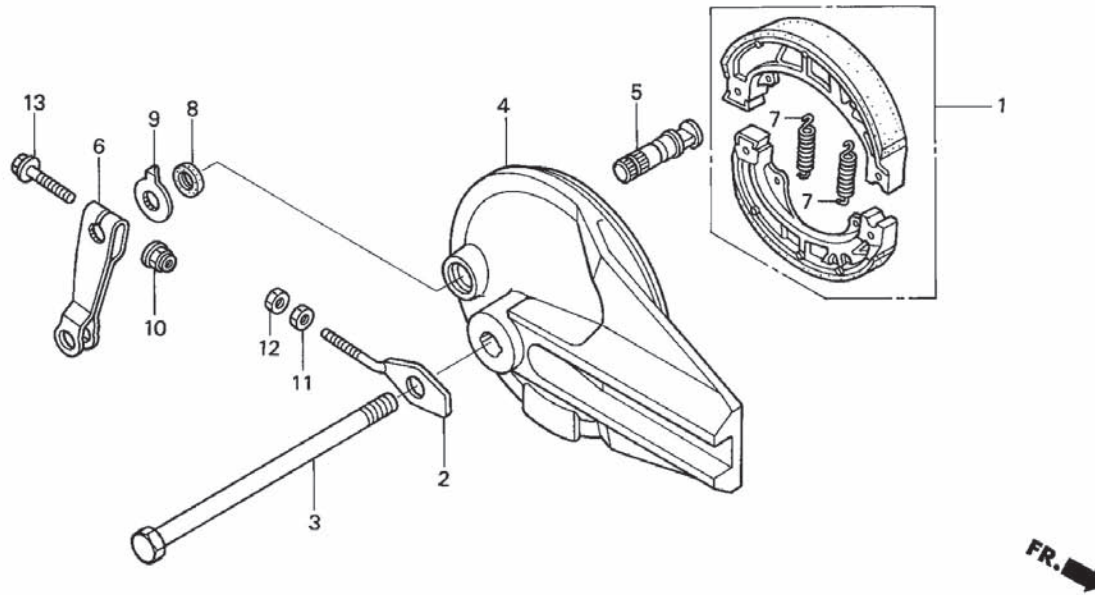
(Tipe rem depan cakram)



Service item	F.R.T.	No.	Part Number	Description	QTY	Notes
AXLE, FR. WHEEL .....	0.2	1	44712-KPH-881	TUBE, TIRE (2.25/2.50-17)	1	
DISK, FR. BRAKE .....	0.3	2	42713-GBG-881	FLAP, TIRE	1	
BEARING, RADIAL BALL, 6301U .....	0.4	3	44301-KPH-900	AXLE, FR. WHEEL	1	
(ADD 0.1 FOR EACH.)		4	44311-KPH-900	COLLAR, FR. WHEEL SIDE	2	
(TAMBAHKAN 0.1 UNTUK MASING2)		5	44620-KPH-950	COLLAR, FR. AXLE DISTANCE	1	
.COLLAR, FR. AXLE DISTANCE		6	44601-KPH-900	HUB SUB ASSY., FR.		
TIRE, FR. ....	0.8	7	44701-KPH-880	*NH255M* ..... SHIMMER SILVER METALLIC	1	
.TUBE, TIRE		8	44711-KPH-881	RIM, FR. WHEEL	1	
WHEEL SUB ASSY., FR. ....	0.9	9	44711-KPH-881	TIRE, FR. (2.50-17) FF135	1	
RIM, FR. WHEEL .....	2.2	10	45251-KPH-880	DISK, FR. BRAKE	1	
HUB SUB ASSY., FR. ....	2.3	11	90105-KGH-900	BOLT, BRAKE DISK, 8X24	4	
		12	90306-KGH-901	NUT, U, 12MM	1	
		13	91251-KPH-881	DUST SEAL, 21X37X7	2	
		14	96140-62010-10	BEARING, RADIAL BALL, 6201U	2	
		15	97280-31207-10	SPOKE SET (A11X183.5) (INSIDE)	18	
			97550-31206-10	SPOKE SET (A11X183) (OUTSIDE)	18	

# F - 12

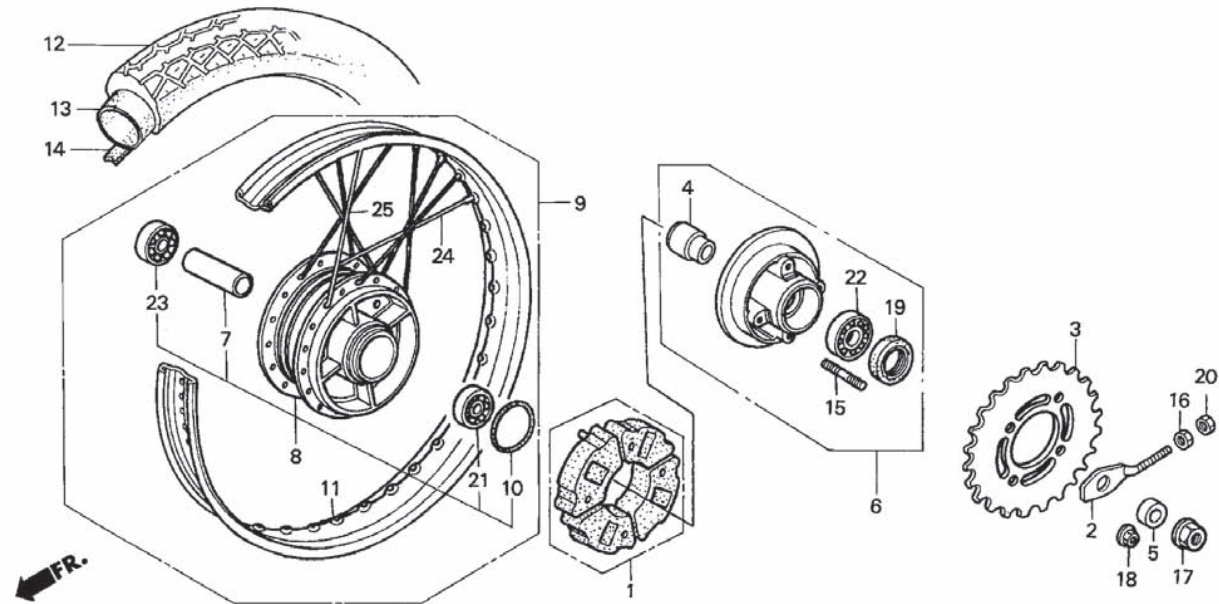
## Rear Brake Panel



Service item	F.R.T.	No.	Part Number	Description	QTY	Notes
ARM, RR. BRAKE .....	0.1	1	06430-KPH-900	SHOE SET, BRAKE	1	
(INC. RELATIVE PART)		2	40543-KEV-900	ADJUSTER, R. CHAIN	1	
(TERMASUK PART YANG BERHUBUNGAN)		3	42301-KPG-900	AXLE, RR. WHEEL	1	
AXLE, RR. WHEEL .....	0.3	4	43100-KPH-900	PANEL COMP., RR. BRAKE		
SHOE SET, BRAKE .....	0.4			*NH255M* ..... SHIMMER SILVER METALLIC	1	
PANEL COMP., RR. BRAKE .....	0.5	5	43141-GC5-000	CAM, RR. BRAKE	1	
		6	43410-KPH-900	ARM, RR. BRAKE	1	
		7	45133-028-000	SPRING, BRAKE SHOE	2	
		8	45134-250-000	DUST SEAL, BRAKE CAM	1	
		9	45145-KFM-900	INDICATOR, FR. BRAKE	1	
		10	90301-KGH-901	NUT, U, 6MM	1	
		11	90302-KBP-900	NUT, SPECIAL, 6MM	1	
		12	94001-06000-0S	NUT, HEX., 6MM	1	
		13	95701-06035-00	BOLT, FLANGE, 6X35	1	

# F - 13

## Rear Wheel

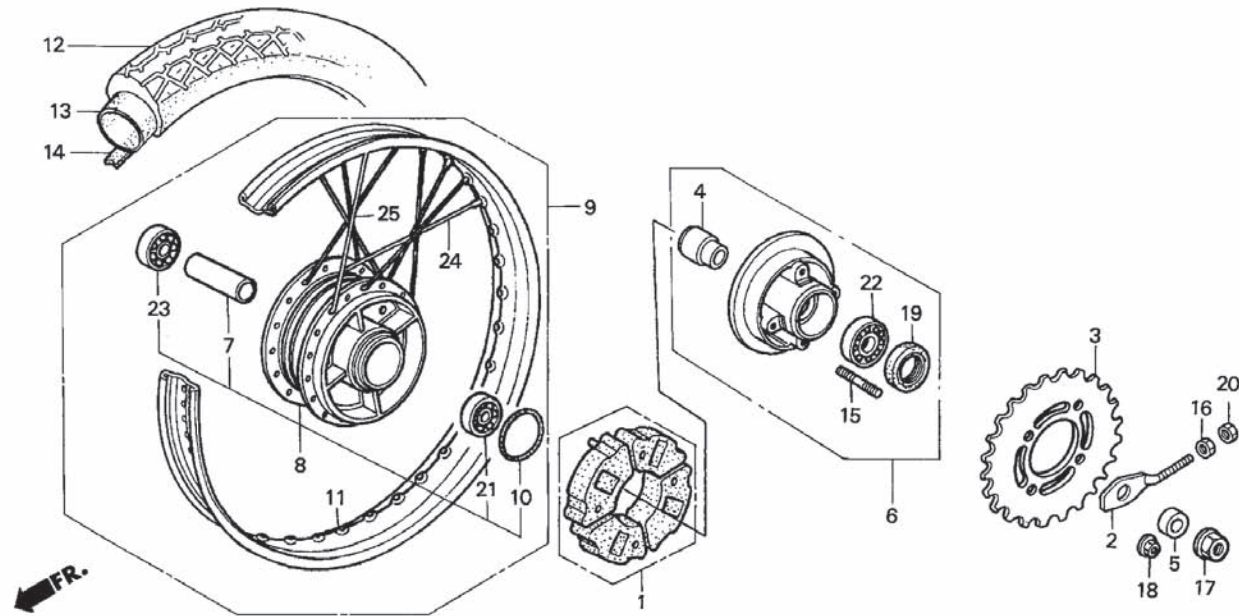


Service item	F.R.T.	No.	Part Number	Description	QTY	Notes
DAMPER SET, WHEEL .....	0.3	1	06410-KFL-850	DAMPER SET, WHEEL	1	
FLANGE SUB ASSY., FINAL DRIVEN	0.4	2	40543-KEV-900	ADJUSTER, R. CHAIN	1	
.SPROCKET, FINAL DRIVEN		3	41201-KPH-720	SPROCKET, FINAL DRIVEN (35T)	1	
		4	42303-KAN-400	SLEEVE, RR. WHEEL	1	
BEARING, RADIAL BALL, 6201U .....	0.5	5	42304-KFM-900	COLLAR, RR. WHEEL SIDE	1	
(ADD 0.1 FOR EACH.)						
(TAMBAHKAN 0.1 UNTUK MASING2)		6	4261A-KPH-720	FLANGE SUB ASSY., FINAL DRIVEN	1	
.BEARING, RADIAL BALL, 6203U		7	42620-KFL-850	COLLAR, RR. AXLE DISTANCE	1	
.BOLT, STUD, 8X19.5		8	42635-KPH-900ZB	HUB SUB ASSY., RR.	1	
(ADD 0.1 FOR EACH.)				*NH255M* ..... SHIMMER SILVER METALLIC	1	
(TAMBAHKAN 0.1 UNTUK MASING2)		9	42650-KPH-880ZB	WHEEL SUB ASSY., RR.	1	
.COLLAR, RR. AXLE DISTANCE				*NH255M* ..... SHIMMER SILVER METALLIC	1	
.SLEEVE, RR. WHEEL		10	42653-001-004	O-RING, 40.5X3 (NIPPON DUST KEEPER)	1	
TIRE, RR. ....	0.9	11	42701-KEV-880	RIM, RR. WHEEL (1.60X17)	1	
.TUBE, TIRE		12	42711-KPH-881	TIRE, RR. (2.75-17) FR135	1	
.WHEEL SUB ASSY., RR.		13	42712-KPH-881	TUBE, TIRE (2.75-17) FR135	1	
		14	42713-KPH-881	FLAP, TIRE	1	
		15	90128-KFM-900	BOLT, STUD, 8X19.5	4	
RIM, RR. WHEEL .....	2.3					
HUB SUB ASSY., RR. ....	2.4					
		16	90302-KBP-900	NUT, SPECIAL, 6MM	1	
		17	90306-KGH-901	NUT, U, 12MM	1	
		18	90309-357-000	NUT, HEX., 8MM	4	
		19	91251-KPH-881	DUST SEAL, 27X40X4.5	1	
		20	94001-06000-0S	NUT, HEX., 6MM	1	

PC Karisma 10-07

# F - 13

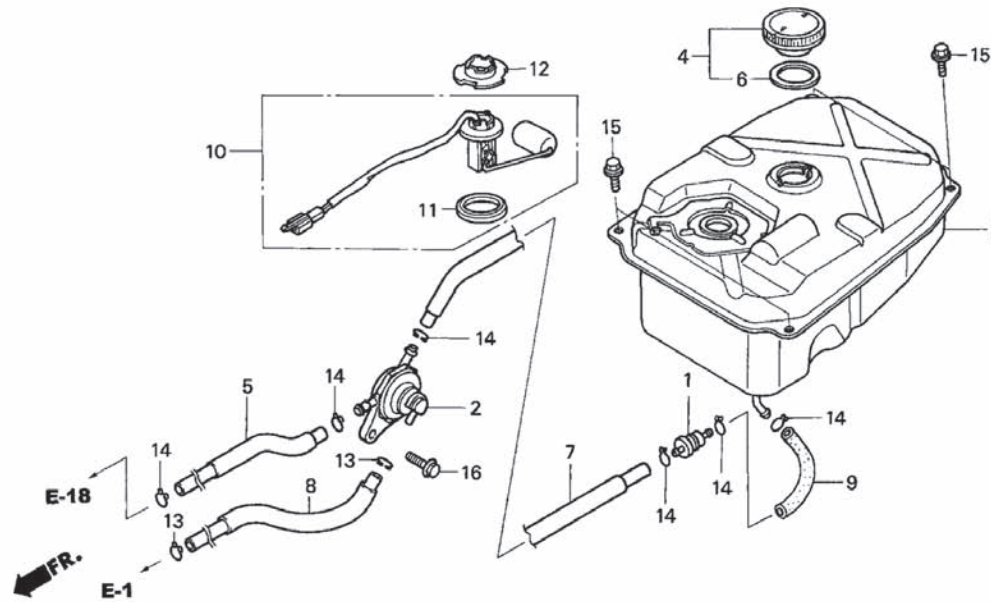
## Rear Wheel



Service item	F.R.T.	No.	Part Number	Description	QTY	Notes
		21	96140-62010-10	BEARING, RADIAL BALL, 6201U	1	
		22	96140-62030-10	BEARING, RADIAL BALL, 6203U	1	
		23	96140-63010-10	BEARING, RADIAL BALL, 6301U	1	
		24	97282-41158-10	SPOKE SET A, 10X159 (INSIDE)	18	
		25	97548-41157-10	SPOKE SET A, 10X158.5 (OUTSIDE)	18	

# F - 14

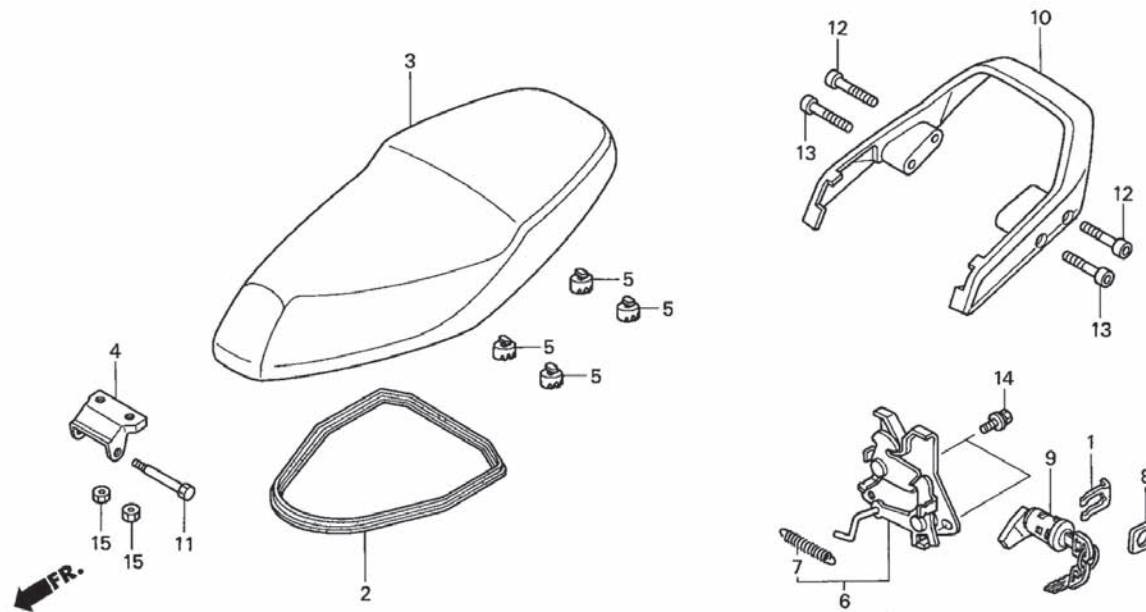
## Fuel Tank



Service item	F.R.T.	No.	Part Number	Description	QTY	Notes
COCK, AUTO FUEL .....	0.3	1	16910-KFM-902	STRAINER COMP., FUEL	1	
FUEL UNIT SET .....	0.4	2	16970-KPH-901	COCK, AUTO FUEL	1	
.TANK COMP., FUEL		3	17510-KPH-900	TANK COMP., FUEL	1	
		4	17620-KEV-900	CAP COMP., FUEL FILLER	1	
		5	1763D-KPH-720	TUBE, FUEL, 5.3 x 370	1	
		6	17631-KEV-900	PACKING, FUEL FILLER CAP	1	
		7	17631-KPH-900	TUBE, FUEL (5.3 x 230)	1	
		8	17632-KPH-900	TUBE, PRESSURE BOOST, 3.5 x 340	1	
		9	17633-KPH-900	TUBE A, FUEL	1	
		10	37010-KPH-900	FUEL UNIT SET	1	
		11	37801-GA7-700	PACKING, BASE	1	
		12	37802-GA7-700	RETAINER, FUEL UNIT	1	
		13	95002-02080	CLIP, TUBE (B8)	2	
		14	95002-02100	CLIP, TUBE (B10)	6	
		15	95701-06012-00	BOLT, FLANGE, 6 x 12	4	
		16	95701-06016-00	BOLT, FLANGE, 6 x 16	1	

# F - 15

## Seat

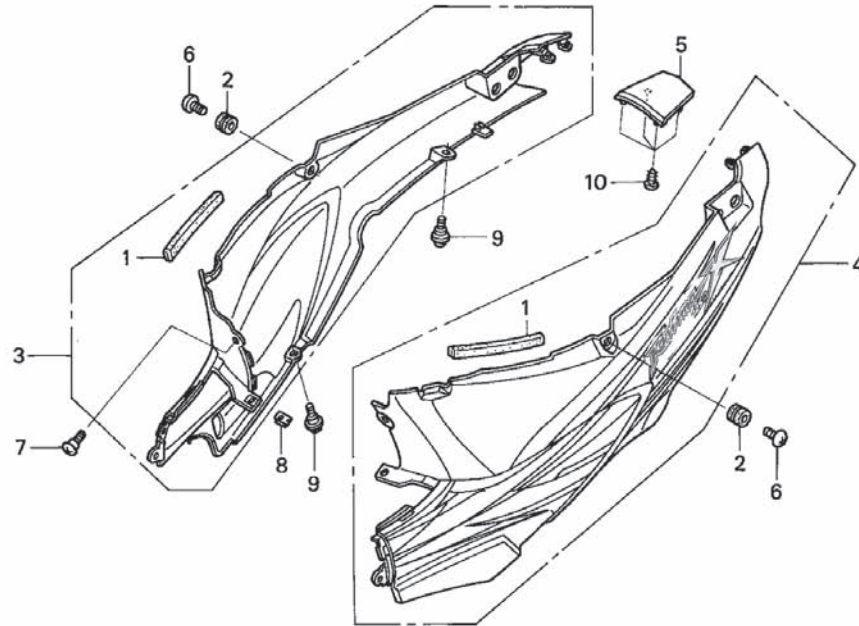


Service item	F.R.T.	No.	Part Number	Description	QTY	Notes
HINGE, SEAT .....	0.1	1	75581-GN8-920	SPRING, LOCK KEY SETTING	1	
.RAIL, RR. GRAB		2	77115-KPH-900	RUBBER, SEAL	1	
.SEAT ASSY., DOUBLE		3	77200-KPH-720	SEAT ASSY., DOUBLE	1	
LOCK ASSY., SEAT .....	0.4	4	77201-KPH-880	HINGE, SEAT	1	
.LOCK COMP., SEAT		5	77214-KPH-900	RUBBER B, SEAT SETTING	4	
		6	77230-KPH-880	LOCK COMP., SEAT	1	
		7	77234-GN2-000	SPRING, SEAT LOCK	1	
		8	77236-GW0-000	WASHER, SEAT LOCK	1	
		9	77240-KPH-901	LOCK ASSY., SEAT	1	
		10	84100-KPH-880	RAIL, RR. GRAB	1	
				*NH255M* ..... SHIMMER SILVER METALLIC	1	
		11	90105-KPH-900	BOLT, SEAT HINGE	1	
		12	90185-KPH-880	BOLT, SOCKET, 8 x 63	2	
		13	90186-KPH-880	BOLT, SOCKET, 8 x 73	2	
		14	93404-06012-00	BOLT-WASHER, 6 x 12	2	
		15	94001-06070-0S	NUT, HEX., 6MM	2	



# F - 16

## Body Cover



FR.

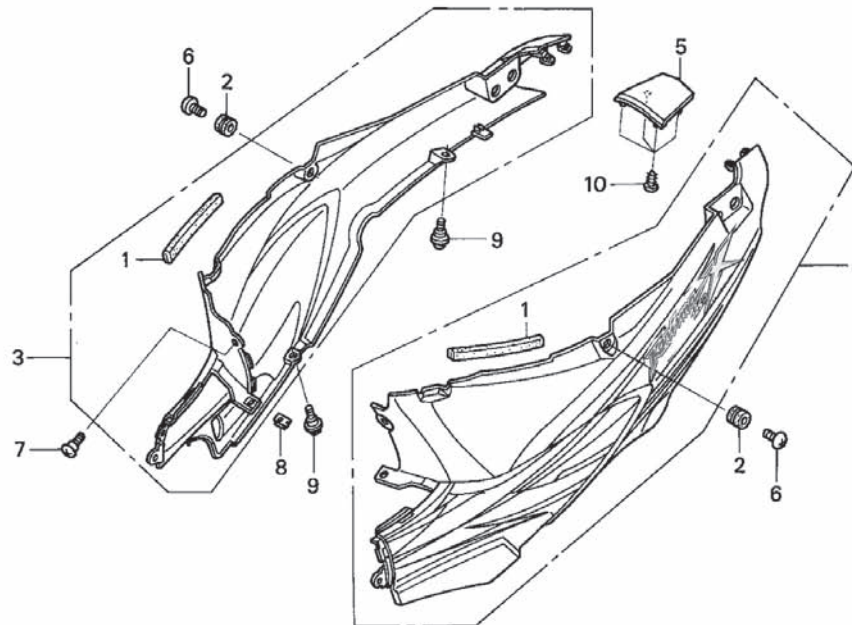
3

Service item	F.R.T.	No.	Part Number	Description	QTY	Notes
COVER SET, L. BODY .....	0.3	1	64415-KPH-900	RUBBER, BODY COVER SETTING	2	
(ADD 0.1 FOR EACH.)		2	64416-KPH-900	RUBBER, BODY COVER MOUNTING	2	
(TAMBAHKAN 0.1 UNTUK MASING2)		3	64410-KPH-880FMB	COVER, R. BODY		
.COVER SET, R. BODY				*NH1*.....BLACK	1	KARISMA
			64410-KPH-880FMT	*NH131M* .... STARLIGHT SILVER	1	KARISMA
.COVER SET, TAIL			64410-KPH-880FKW	..... MAGNA RED-WHITE	1	KARISMA
			64410-KPH-880FMK	*R201*..... MAGNA RED	1	KARISMA
			64410-KPH-880FMH	..... SILVER	1	KARISMA
			64410-KPH-880FMP	..... SH PRL BL	1	KARISMA
			64410-KPH-720FMB	COVER, R. BODY		
				*NH1*.....BLACK	1	KARISMA-X
			64410-KPH-720FMG	*RP140M* .... VORTEX PURPLE METALLIC	1	KARISMA-X
			64410-KPH-720FMH	*NH131M* .... STARLIGHT SILVER	1	KARISMA-X
			64410-KPH-720FMT	.....TWS PRL BLU	1	KARISMA-X
		4	64420-KPH-880FMB	COVER, L. BODY		
				*NH1*.....BLACK	1	KARISMA
			64420-KPH-880FMT	*NH131M* .... STARLIGHT SILVER	1	KARISMA
			64420-KPH-880FKW	..... MAGNA RED-WHITE	1	KARISMA
			64420-KPH-880FMK	*R201*..... MAGNA RED	1	KARISMA
			64420-KPH-880FMH	..... SILVER	1	KARISMA
			64420-KPH-880FMP	..... SH PRL BL	1	KARISMA

PC Karisma 10-07

# F - 16

## Body Cover

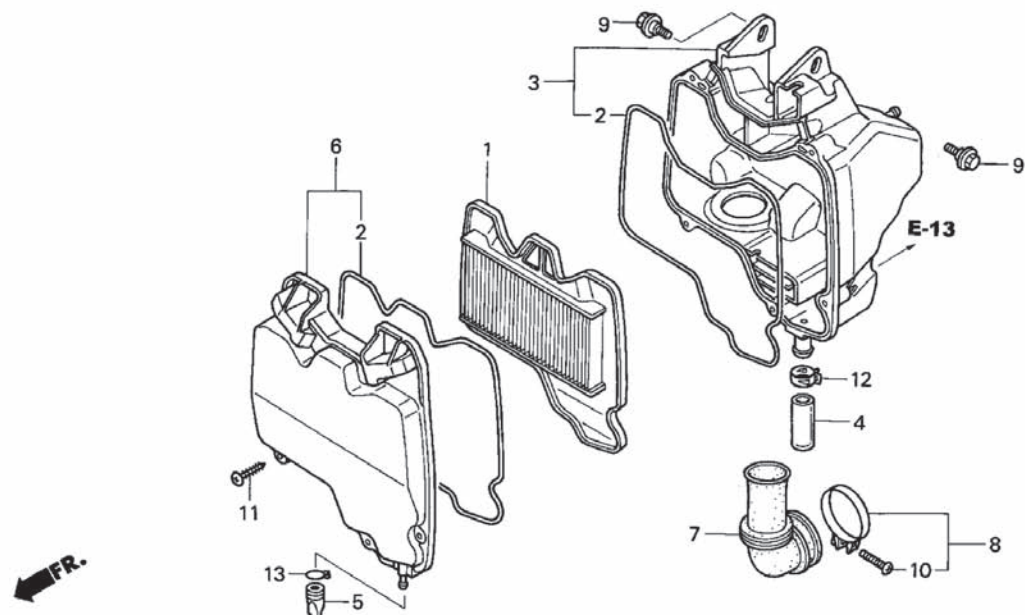


Service item	F.R.T.	No.	Part Number	Description	QTY	Notes	
COVER SET, L. BODY ..... 0.3 (ADD 0.1 FOR EACH.) (TAMBAHKAN 0.1 UNTUK MASING2) .COVER SET, R. BODY  .COVER SET, TAIL		4	64420-KPH-720FMB	COVER, L. BODY	1	KARISMA-X	
			64420-KPH-720FMG	*NH1* ..... BLACK	(1)	KARISMA-X	
			64420-KPH-720FMH	*RP140M* .... VORTEX PURPLE METALLIC	(1)	KARISMA-X	
			64420-KPH-720FMT	*NH131M* .... STARLIGHT SILVER	(1)	KARISMA-X	
		5		83510-KPH-720FMB	COVER, TAIL	1	
				83510-KPH-720FMH	*NH1* ..... BLACK	(1)	
				83510-KPH-720FMG	*RP140M* .... VORTEX PURPLE METALLIC	(1)	
				83510-KPH-720FMT	*NH131M* .... STARLIGHT SILVER	(1)	
			83510-KPH-880FMB	..... TWS PRL BLU	(1)	KARISMA	
			83510-KPH-880FMT	*NH1* ..... BLACK	(1)	KARISMA	
			83510-KPH-880FKV	*NH131M* .... STARLIGHT SILVER	(1)	KARISMA	
			83510-KPH-880FMK	..... MAGNA RED METALLIC	(1)	KARISMA	
	83510-KPH-880FMH	*R201* ..... MAGNA RED	(1)	KARISMA			
	83510-KPH-880FMP	..... SILVER	(1)	KARISMA			
		6	90107-KAN-900	BOLT, BODY COVER SETTING	2		
		7	90115-KW7-900	SCREW, VISOR SPECIAL SETTING	1		
		8	90677-KAN-T00	NUT, CLIP, 5MM	1		
		9	91509-GE2-760	SCREW, PAN, 5 x 11.5	4		
		10	93903-24310	SCREW, TAPPING, 4 x 12	4		

PC Karisma 10-07

# F - 17

## Air Cleaner

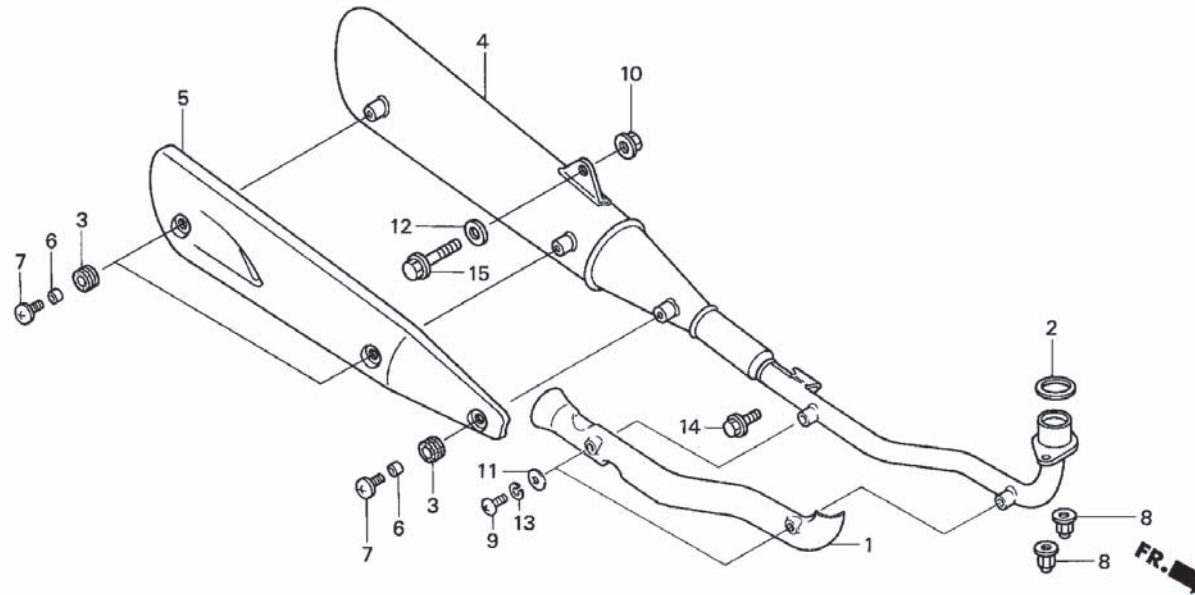


3

Service item	F.R.T.	No.	Part Number	Description	QTY	Notes
ELEMENT COMP., AIR CLEANER .....	0.3	1	17210-KPH-900	ELEMENT COMP., AIR CLEANER	1	
COVER SUB ASSY., AIR CLEANER .....	0.4	2	17213-KPH-900	SEAL, AIR CLEANER COVER	2	
.TUBE, AIR CLEANER CONNECTING		3	17225-KPH-880	CASE SUB ASSY., AIR CLEANER	1	
CASE SUB ASSY., AIR CLEANER .....	0.5	4	17227-HC0-000	TUBE, VINYL, 11 x 15 x 45	1	
		5	17234-KCW-870	TUBE, AIR CLEANER DRAIN	1	
		6	17235-KPH-900	COVER SUB ASSY., AIR CLEANER	1	
		7	17253-KPH-900	TUBE, AIR CLEANER CONNECTING	1	
		8	17255-KPH-880	BAND A, CONNECTING TUBE	1	
		9	90116-ME9-000	BOLT, FLANGE, 6MM	2	
		10	93500-05025-0A	SCREW, PAN, 5 x 25	1	
		11	93903-25510	SCREW, TAPPING, 5 x 25	5	
		12	95002-41300-08	CLAMP, TUBE (D13)	1	
		13	95002-80000	CLIP, TUBE (C12)	1	

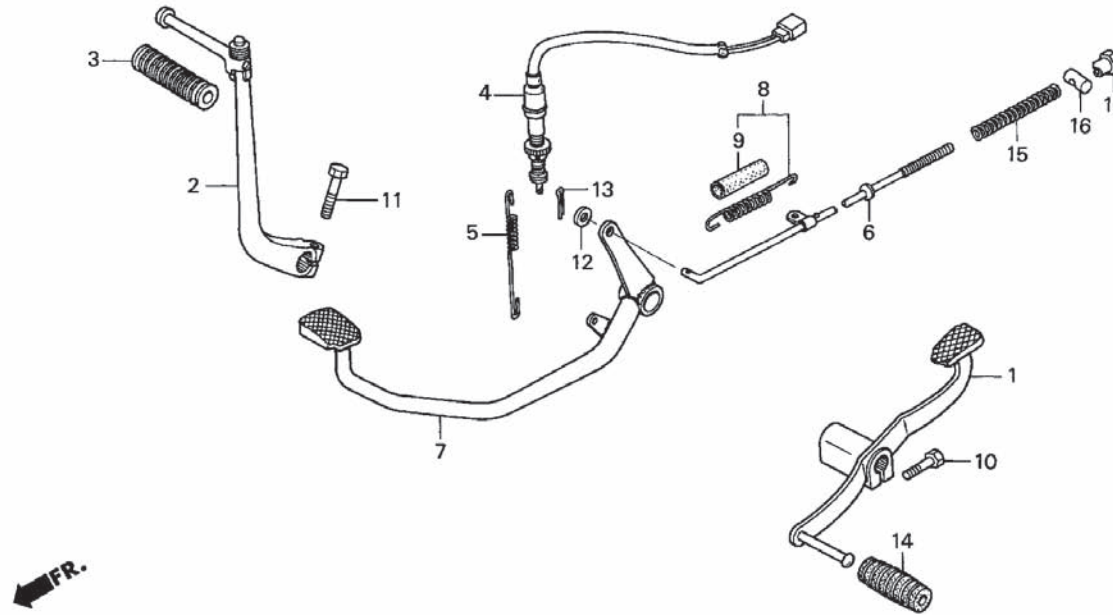
# F - 18

## Exhaust Muffler



Service item	F.R.T.	No.	Part Number	Description	QTY	Notes
COVER, MUFFLER .....	0.1	1	18240-KPH-881	COVER, EX. PIPE	1	
GASKET, EX. PIPE .....	0.3	2	18291-HB2-900	GASKET, EX. PIPE	1	
.MUFFLER COMP., EX.		3	18345-MBT-610	RUBBER, PROTECTOR MOUNTING	3	
		4	18350-KPH-880	MUFFLER COMP., EX...	1	
		5	18355-KPH-900	COVER, MUFFLER	1	
		6	33619-459-840	COLLAR, WINKER STAY	3	
		7	90108-KPH-880	BOLT, BODY COVER SETTING	3	
		8	90304-KPH-900	NUT, HEX. CAP, 8MM	2	
		9	93500-05008-4J	SCREW, PAN, 5x8	2	
		10	94050-08000	NUT, FLANGE, 8MM	1	
		11	94101-05000	WASHER, PLAIN, 5MM	2	
		12	94103-08000	WASHER, PLAIN, 8MM	1	
		13	94111-05000	WASHER, SPRING, 5MM	2	
		14	95701-08012-00	BOLT- FLANGE, 8x12	1	
		15	95701-08045-00	BOLT, FLANGE, 8x45	1	

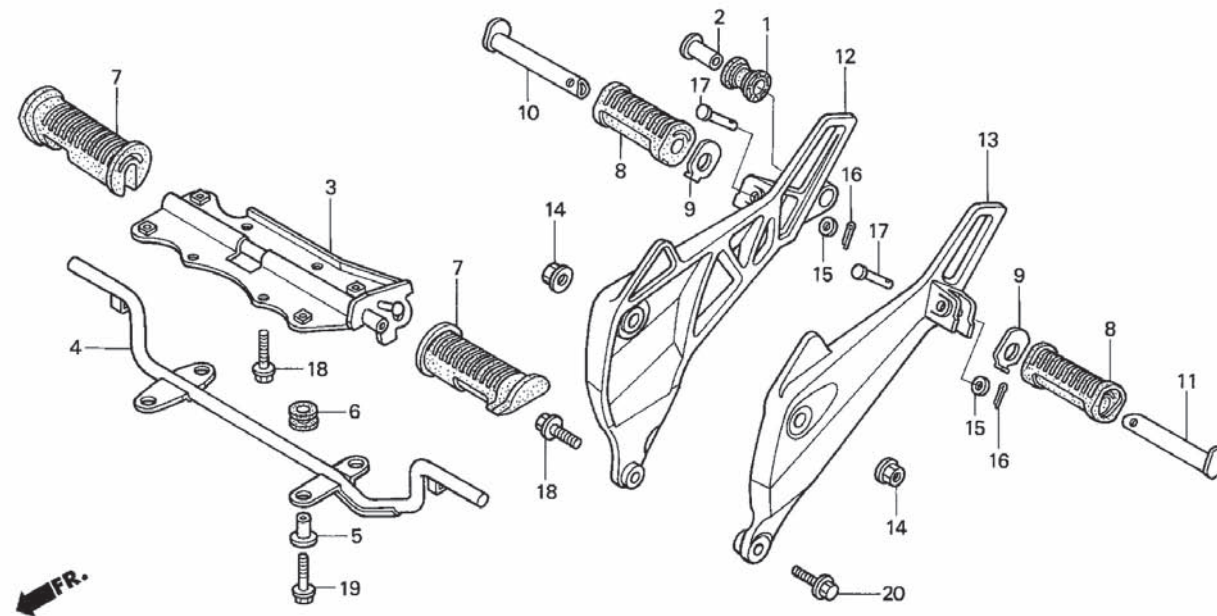
**F - 19**  
Pedal / Kick  
Starter Arm



Service item	F.R.T.	No.	Part Number	Description	QTY	Notes
ARM ASSY., KICK STARTER.....	0.1	1	24701-KPH-900	PEDAL, GEAR CHANGE	1	
.PEDAL, GEAR CHANGE		2	28300-KPH-880	ARM ASSY., KICK STARTER	1	
SWITCH ASSY., RR. STOP.....	0.3	3	28311-342-000	RUBBER, KICK STARTER	1	
PEDAL COMP., BRAKE.....	0.5	4	35350-KEV-920	SWITCH ASSY., RR. STOP	1	
.ROD COMP., RR. BRAKE		5	35357-KCC-900	SPRING, STOP SWITCH	1	
		6	43451-KPH-880	ROD COMP., RR. BRAKE	1	
		7	46500-KPH-880	PEDAL COMP., BRAKE	1	
		8	46513-KBP-900	SPRING ASSY., RR. BRAKE RETURN	1	
		9	46514-MK4-000	TUBE, BRAKE PEDAL SPRING	1	
		10	92101-06020-0A	BOLT, HEX., 6 x 20	1	
		11	92101-08025-0A	BOLT, HEX., 8 x 25	1	
		12	94101-05000	WASHER, PLAIN, 5MM	1	
		13	94201-20150	PIN, SPLIT, 2.0 x 15	1	
		14	95011-40000	RUBBER, CHANGE PEDAL	1	
		15	95014-73100	SPRING A, BRAKE ROD	1	
		16	95015-32001	JOINT B, BRAKE ARM	1	
		17	95015-42000	NUT B, BRAKE ROD ADJUSTING	1	

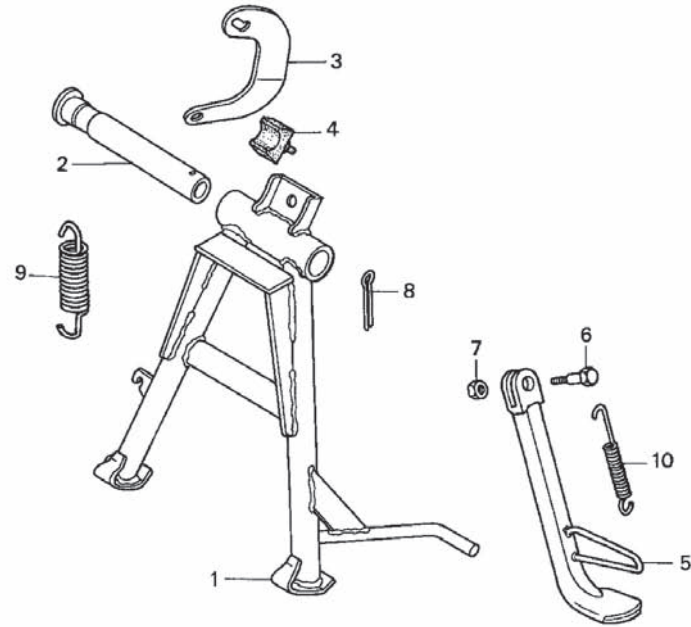
# F - 20

## Step



Service item	F.R.T.	No.	Part Number	Description	QTY	Notes
BAR, L. PILLION STEP	0.1	1	18421-KBA-900	RUBBER, MUFFLER MOUNTING	1	
(INC. RELATIVE PART)		2	18422-KPH-900	COLLAR, MUFFLER MOUNTING	1	
(TERMASUK PART YANG BERHUBUNGAN)		3	50605-KPH-880	BRACKET, MAIN STEP	1	
.BAR, R. PILLION STEP		4	50610-KPH-900	BAR COMP, STEP	1	
(INC. RELATIVE PART)		5	50612-KPH-900	COLLAR, MAIN STEP MOUNTING	4	
(TERMASUK PART YANG BERHUBUNGAN)		6	50613-KFL-850	RUBBER, MAIN STEP MOUNTING	4	
.RUBBER, STEP		7	50661-GN8-920	RUBBER, STEP	2	
(SAME TIME FOR TWO UNITS)		8	50710-GN5-830	RUBBER, PILLION STEP	2	
(WAKTU SAMA UNTUK DUA UNIT)		9	50711-GN5-730	PLATE, PILLION STEP	2	
HOLDER, L. PILLION STEP	0.2	10	50713-GN5-730	BAR, R. PILLION STEP	1	
.HOLDER, R. PILLION STEP		11	50714-GN5-830	BAR, L. PILLION STEP	1	
BAR COMP, STEP	0.3	12	50715-KPH-900	HOLDER, R. PILLION STEP	1	
		13	50716-KPH-900	HOLDER, L. PILLION STEP	1	
		14	94050-10000	NUT, FLANGE, 10MM	2	
		15	94101-06000	WASHER, PLAIN, 6MM	2	
		16	94201-16150	PIN, SPLIT, 1.6 x 15	2	
		17	95015-83000	PIN C, PILLION STEP	2	
		18	95701-08020-00	BOLT, FLANGE, 8 x 20	5	
		19	95701-08025-00	BOLT, FLANGE, 8 x 25	4	
		20	95701-08035-00	BOLT, FLANGE, 8 x 35	1	

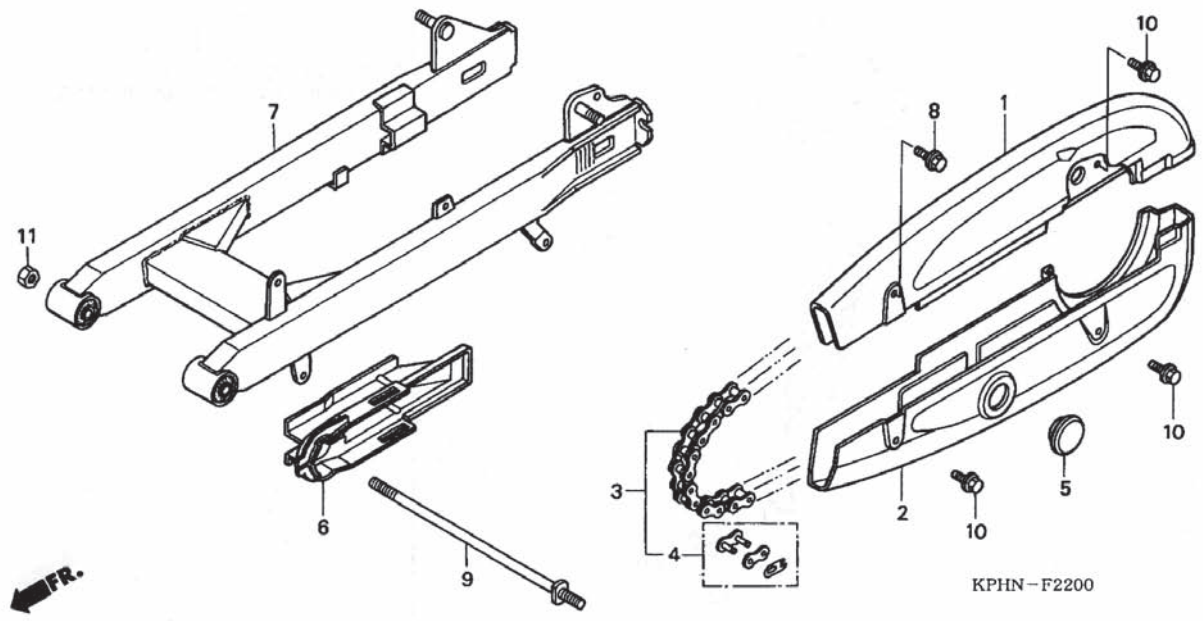
# F - 21 Stand



FR.

Service item	F.R.T.	No.	Part Number	Description	QTY	Notes
SPRING A, SIDE STAND .....	0.1	1	50500-KPH-880	STAND COMP., MAIN	1	
BAR COMP., SIDE STAND .....	0.2	2	50512-KPH-900	SHAFT, RR. BRAKE PIVOT	1	
.SPRING A, MAIN STAND		3	50523-KPH-900	HOOK, MAIN STAND SPRING	1	
STAND COMP., MAIN .....	0.5	4	50524-397-000	RUBBER, STAND STOPPER	1	
		5	50530-KPH-720	BAR COMP., SIDE STAND	1	
		6	90108-223-000	SCREW, SIDE STAND PIVOT	1	
		7	94002-10000-0S	NUT, HEX., 10MM	1	
		8	94201-30250	PIN, SPLIT, 3.0 x 25	1	
		9	95014-71102	SPRING A, MAIN STAND	1	
		10	95014-72102	SPRING A, SIDE STAND	1	

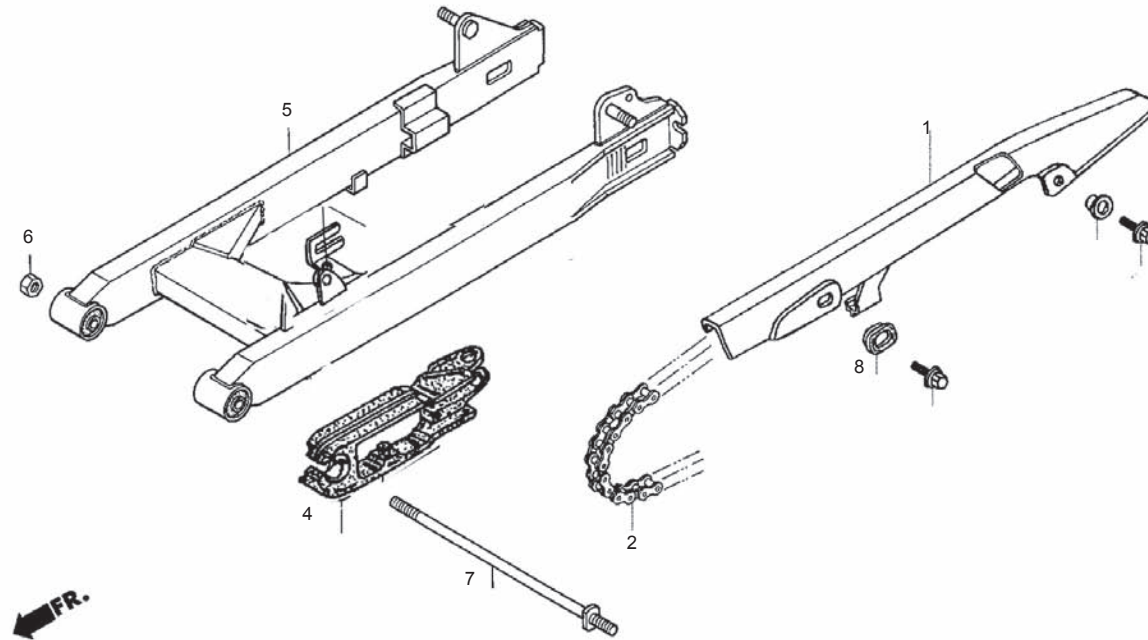
**F - 22**  
**Swingarm**  
**(Karisma)**



Service item	F.R.T.	No.	Part Number	Description	QTY	Notes
CASE, UNDER HALF DRIVE CHAIN.....	0.1	1	40510-KPH-881	CASE, UPPER HALF DRIVE CHAIN *NH255M* SHIMMER SILVER METALLIC	1	
(WAKTU SAMA UNTUK DUA UNIT) .CASE, UPPER HALF DRIVE CHAIN		2	40520-KPH-880	CASE, UNDER HALF DRIVE CHAIN *NH255M* SHIMMER SILVER METALLIC	1	
CHAIN, DRIVE.....	0.2	3	40530-KPH-881	CHAIN, DRIVE (420-104 SB)	1	
PACKING, DRIVE CHAIN CASE .....	0.5	4	40531-KPH-880	JOINT, DRIVE CHAIN	1	
SWINGARM SUB ASSY., RR. ....	0.7	5	40545-001-000	CAP, CHAIN CASE PEEP HOLE	1	
		6	40591-KPH-900	PACKING, DRIVE CHAIN CASE	1	
		7	52100-KPH-880	SWINGARM SUB ASSY., RR. *NH255M* SHIMMER SILVER METALLIC	1	
		8	90118-383-000	BOLT-WASHER, 6x6	1	
		9	90121-KPH-900	BOLT, SWINGARM PIVOT	1	
		10	93401-06010-00	BOLT-WASHER, 6x10	1	
		11	94031-10000	NUT, HEX., 10MM	1	



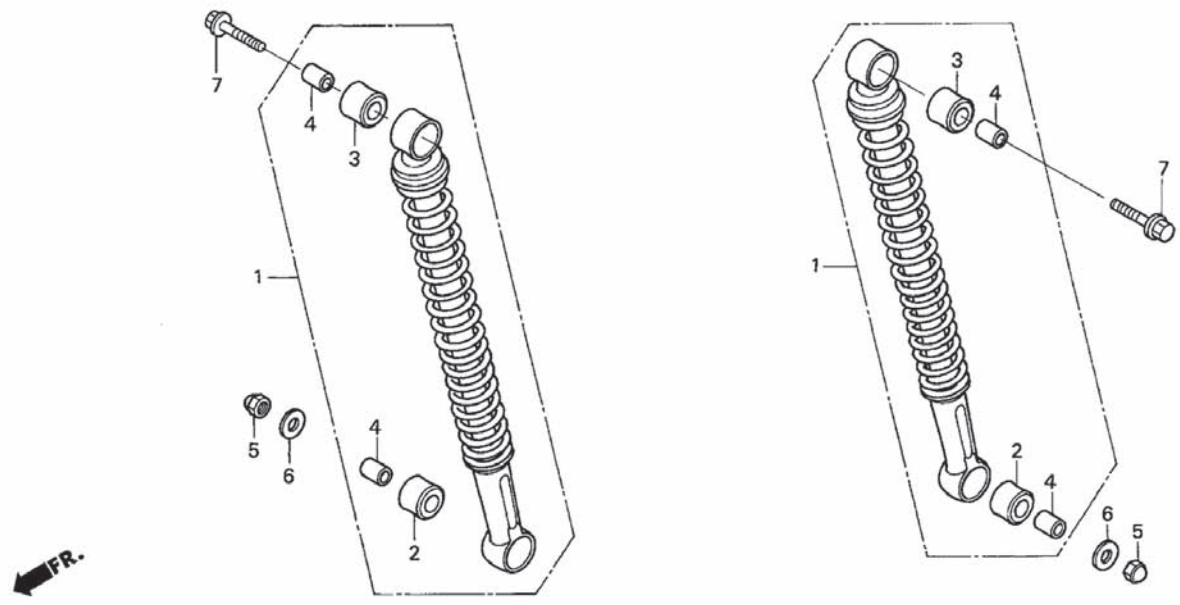
**F - 22 - 1**  
 Swingarm  
 (Karisma-X)



Service item	F.R.T.	No.	Part Number	Description	QTY	Notes
CASE, UNDER HALF DRIVE CHAIN (SAME TIME FOR TWO UNITS) (WAKTU SAMA UNTUK DUA UNIT)		1	40510-KPH-720	CASE, DRIVE CHAIN	1	
.CASE, UPPER HALF DRIVE CHAIN		2	40530-KPH-881	CHAIN, DRIVE (420-104 SB)	1	
		3	40531-KPH-880	JOINT, DRIVE CHAIN	1	
		4	52170-KPH-720	SLIDER CHAIN	1	
		5	52100-KPH-720	SWINGARM ASSY., RR.	1	
CHAIN, DRIVE.....	0.2	6	94031-10000	NUT, HEX., 10MM	1	
PACKING, DRIVE CHAIN CASE .....	0.5	7	90121-KPH-900	BOLT, SWINGARM PIVOT	1	
SWINGARM SUB ASSY., RR. ....	0.7	8	90563-KEV-500	WASHER, CHAIN CASE SET	1	

# F - 23

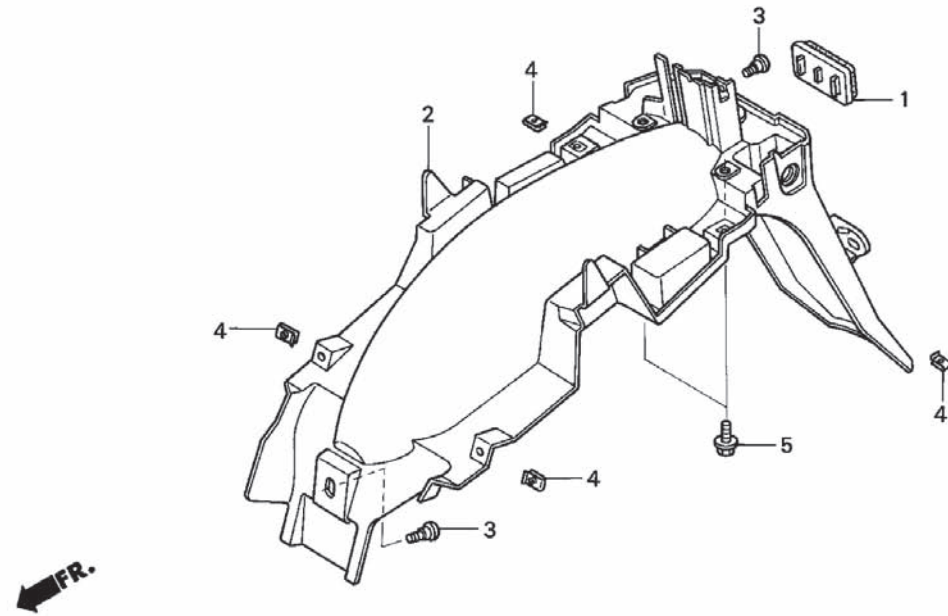
## Rear Cushion



Service item	F.R.T.	No.	Part Number	Description	QTY	Notes
CUSHION ASSY., RR. ....	0.3	1	52400-KPH-720	CUSHION ASSY., RR.	2	
(ADD 0.1 FOR EACH.)		2	52485-GA7-003	BUSH, RUBBER	2	
(TAMBAHKAN 0.1 UNTUK MASING2)		3	52485-088-901	BUSH, RR. CUSHION RUBBER	2	
		4	52486-GA7-003	COLLAR, RUBBER BUSH	4	
		5	94021-10000-0S	NUT, CAP, 10MM	2	
		6	94101-10000	WASHER, PLAIN, 10MM	2	
		7	95801-10035-00	BOLT, FLANGE, 10 x 35	2	

# F - 24

## Rear Fender

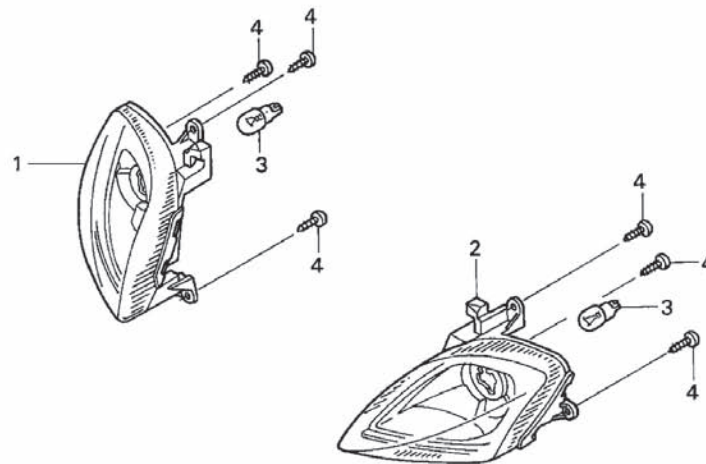


3

Service item	F.R.T.	No.	Part Number	Description	QTY	Notes
FENDER, RR. ....	0.6	1	33741-KAN-961	REFLECTOR, RR. REFLEX	1	
		2	80100-KPH-881	FENDER, RR.	1	KARISMA
			80100-KPH-720	FENDER, RR.	1	KARISMA-X
		3	90105-MN5-000	SCREW, INNER PANEL	2	
		4	90677-KAN-T00	NUT, CLIP, 5MM	4	
		5	95701-06012-00	BOLT, FLANGE, 6 x 12	2	

# F - 25

## Front Winker

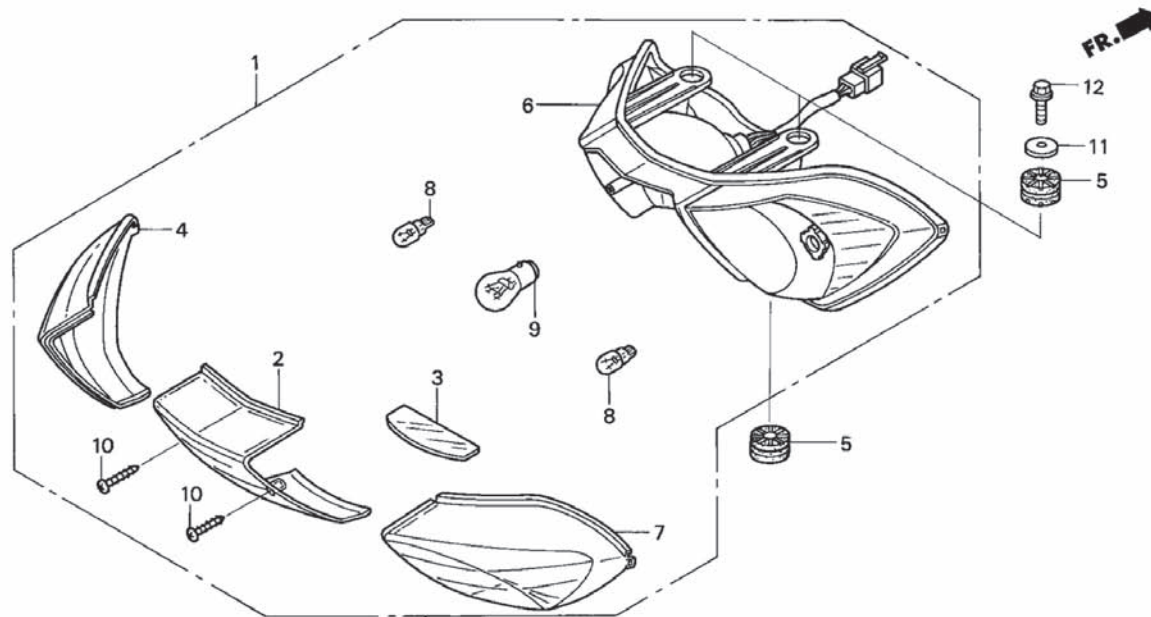


FR.

Service item	F.R.T.	No.	Part Number	Description	QTY	Notes
BULB, WINKER (SAME TIME FOR TWO UNITS) (WAKTU SAMA UNTUK DUA UNIT).....	0.1	3	34905-KAN-W01	BULB, WINKER (12V 10W)	2	
WINKER ASSY., FR. (ADD 0.1 FOR EACH.) (TAMBAHKAN 0.1 UNTUK MASING2).....	0.2	1	33400-KPH-881	WINKER ASSY., R. FR.	1	
		2	33450-KPH-881	WINKER ASSY., L. FR.	1	
		4	93903-34480	SCREW, TAPPING, 4 x 16	6	

# F - 26

## Rear Combination Light

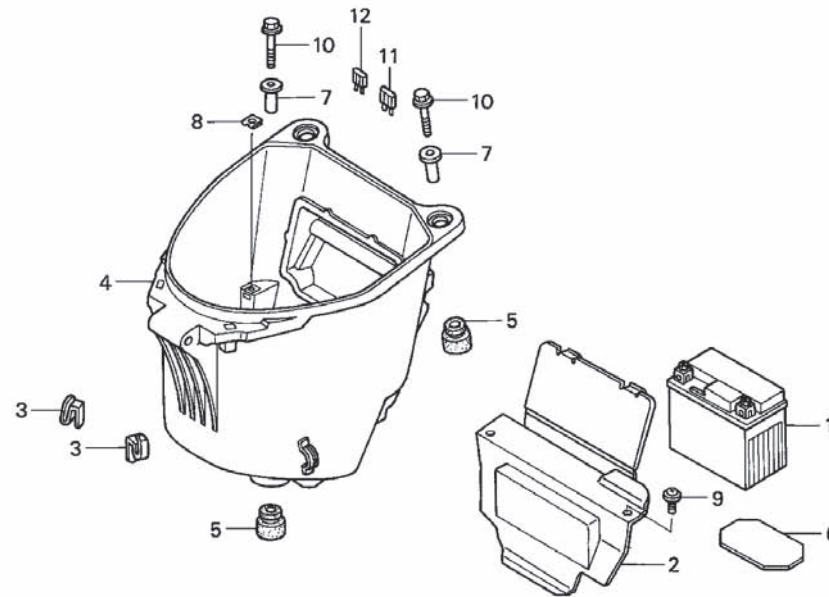


3

Service item	F.R.T.	No.	Part Number	Description	QTY	Notes
BULB, TAILLIGHT .....	0.1	1	33700-KPH-881	LIGHT ASSY., RR. COMBINATION	1	
.BULB, WINKER		2	33701-KPH-881	LENS, TAILLIGHT	1	
(SAME TIME FOR TWO		3	33702-KPH-881	LENS, LICENSE LIGHT	1	
UNITS OR MORE)		4	33703-KPH-881	LENS, L. RR. WINKER	1	
(WAKTU SAMA UNTUK DUA UNIT		5	33705-KW7-900	RUBBER A, TAILLIGHT MOUNTING	3	
ATAU LEBIH)		6	33710-KPH-881	BASE COMP.	1	
LIGHT ASSY., RR. COMBINATION .....	0.3	7	33753-KPH-881	LENS, R. RR. WINKER	1	
		8	34905-KAN-W01	BULB, WINKER (12V 10W)	2	
		9	34906-GB6-921	BULB, TAILLIGHT (12V 18/5W)	1	
		10	93901-24480	SCREW, TAPPING, 4 x 16	2	
		11	94103-06000	WASHER, PLAIN, 6MM	2	
		12	95701-06012-00	BOLT, FLANGE, 6 x 12	2	

# F - 27

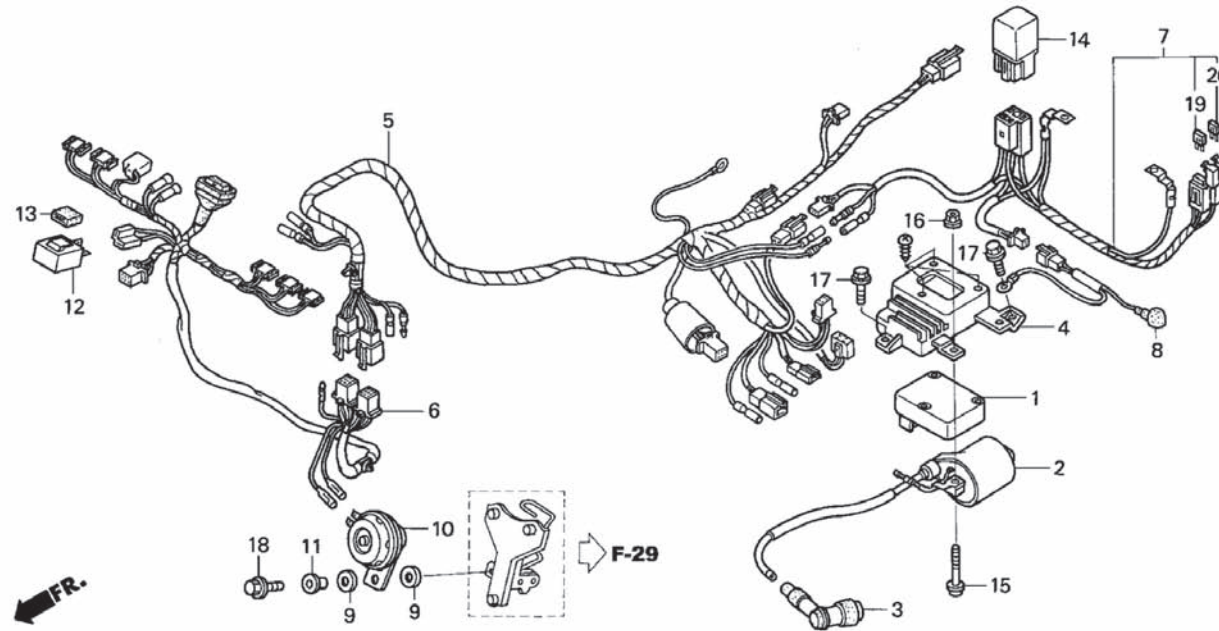
## Battery/ Luggage Box



Service item	F.R.T.	No.	Part Number	Description	QTY	Notes
BATTERY .....	0.2	1	31500-KPH-881	BATTERY ASSY. (GTZ5S)	1	
BOX COMP., LUGGAGE .....	0.4		31500-KPH-882	BATTERY ASSY. (YTZ5S)	1	
		2	50381-KPH-880	COVER, BATTERY	1	
		3	77106-KPG-900	HOOK, HELMET	2	
		4	81250-KPH-880	BOX COMP., LUGGAGE	1	
		5	81253-KPH-900	RUBBER, LUGGAGE BOX MOUNTING	4	
		6	81257-KPH-900	CUSHION, BATTERY	1	
		7	90502-KPH-900	COLLAR, 6.2 x 20	4	
		8	90677-KAN-T00	NUT, CLIP, 5MM	2	
		9	91509-GE2-760	SCREW, PAN, 5 x 11.5	2	
		10	96001-06030-00	BOLT, FLANGE, 6 x 30	4	
		11	98200-31000	FUSE, BLADE (10A)	1	
		12	98200-31500	FUSE, BLADE (15A)	1	

# F - 28

## Wire Harness

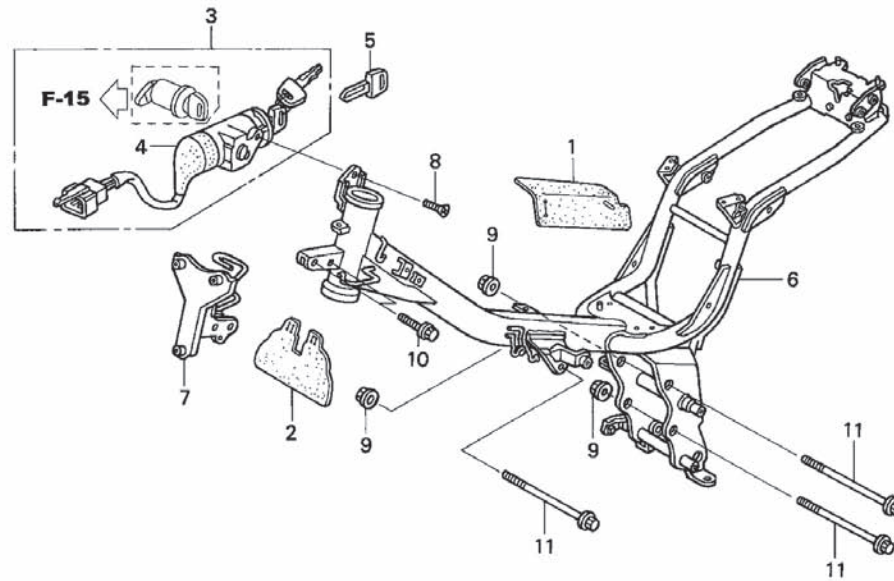


3

Service item	F.R.T.	No.	Part Number	Description	QTY	Notes
HORN COMP. ....	0.2	1	30410-KPH-881	C.D.I. UNIT	1	
RELAY COMP., STARTER .....	0.3	2	30500-KPH-900	COIL ASSY., IGNITION	1	
.RELAY COMP., WINKER		3	30700-KPH-881	CAP ASSY., NOISE SUPPRESSOR	1	
SUB HARNESS, SPEEDOMETER .....	0.4	4	31600-KPH-881	RECTIFIER COMP., REGULATOR	1	
C.D.I. UNIT .....	0.5	5	32100-KPH-880	HARNESS, WIRE	1	
.SUB HARNESS, BATTERY						
COIL ASSY., IGNITION .....	0.6	6	32101-KPH-880	SUB HARNESS, SPEEDOMETER	1	
.RECTIFIER COMP., REGULATOR			32101-KPH-890	SUB HARNESS, SPEEDOMETER	(1)	
HARNESS, WIRE .....	1.4	7	32103-KPH-880	SUB HARNESS, BATTERY	1	
		8	32410-KPH-900	CABLE, STARTING MOTOR	1	
		9	33714-KL3-620	RUBBER, TAILLIGHT BRACKET	2	
		10	38110-KPH-881	HORN COMP. (HIGH)	1	
		11	38117-KPH-880	COLLAR, HORN SETTING	1	
		12	38301-KPH-881	RELAY COMP., WINKER	1	
		13	38306-KK4-000	SUSPENSION, WINKER RELAY (MITSUBA)	1	
		14	38501-KPH-901	RELAY COMP., STARTER	1	
		15	90112-GK8-010	BOLT, FLANGE, 5 x 22	2	
		16	94050-05000	NUT, FLANGE, 5MM	2	
		17	95701-06016-00	BOLT, FLANGE, 6 x 16	2	
		18	95701-06020-00	BOLT, FLANGE, 6 x 20	1	
		19	98200-31000	FUSE, BLADE (10A)	1	
		20	98200-31500	FUSE, BLADE (15A)	1	

# F - 29

## Frame Body



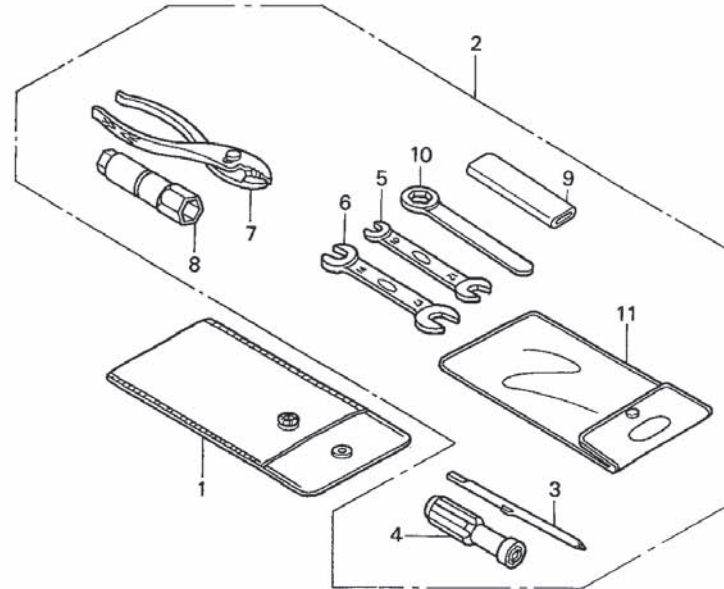
FR.

Service item	F.R.T.	No.	Part Number	Description	QTY	Notes
STAY, FR. TOP COVER .....	0.3	1	16980-KPH-900	RUBBER, IGNITION COIL PROTECTOR	1	
SWITCH ASSY., COMBINATION & LOCK .....	0.6	2	17270-KPH-880	RUBBER, AIR CLEANER WATER GUARD	1	
KEY SET .....	0.9	3	35010-KPH-900	KEY SET	1	
BODY COMP., FRAME .....	*5.0	4	35100-KPH-901	SWITCH ASSY., COMBINATION & LOCK	1	
		5	35121-KV8-680	KEY, BLANK (TYPE 1) (KEY NO. AXX / BXX)	(1)	
			35122-KV8-680	KEY, BLANK (TYPE 2) (KEY NO. CXX / DXX)	(1)	
		6	50100-KPH-880	BODY COMP., FRAME	1	
		7	64221-KPH-880	STAY, FR. TOP COVER	1	
			64221-KPH-890	STAY, FR. TOP COVER	1	
		8	90164-028-000	SCREW, U-LOCK FLAT, 6 x 12	2	
		9	94050-10080	NUT, FLANGE, 10MM	3	
		10	95701-08035-00	BOLT, FLANGE, 8 x 35	2	
		11	95801-10110-08	BOLT, FLANGE, 10 x 110	3	



# F - 30

## Tools

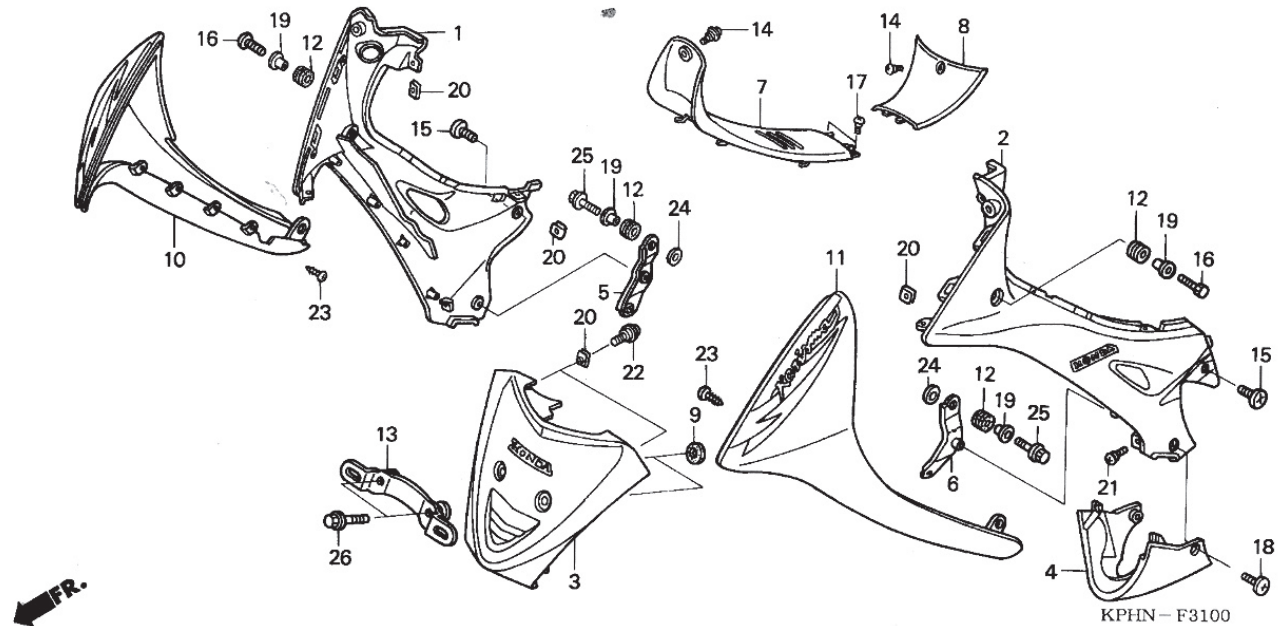


3

Service item	F.R.T.	No.	Part Number	Description	QTY	Notes
NOT INFORMATION	-	1	83642-171-000	BAG, OWNERS MANUAL	1	
		2	89010-KPH-880	TOOL SET	1	
		3	89102-538-000	SHAFT, SCREW DRIVER	1	
		4	89103-538-000	GRIP	1	
		5	89211-KGH-900	SPANNER, 10 x 12	1	
		6	89212-KGH-900	SPANNER, 14 x 17	1	
		7	89213-KGH-900	PLIERS, 135	1	
		8	89216-GBG-770	WRENCH, SPARK PLUG	1	
		9	89217-KGH-900	HANDLE, EYE WRENCH	1	
		10	89218-KGH-900	WRENCH, EYE, 19	1	
		11	89219-KGH-900	BAG, TOOL, 160MM	1	

# F - 31

## Main Pipe Cover / Leg Shield

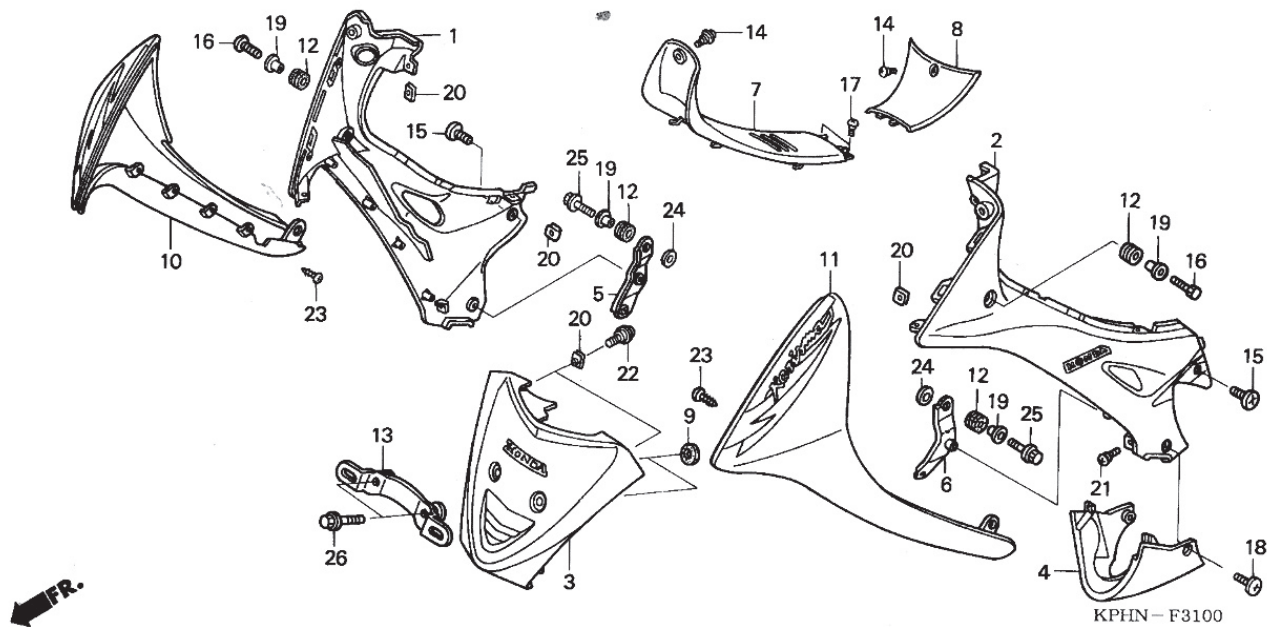


KPHN - F3100

Service item	F.R.T.	No.	Part Number	Description	QTY	Notes
COVER SET, FR. TOP .....	0.1	1	64400-KPH-880FMI	COVER, R. MAIN PIPE SIDE VIO	1	
.COVER, CENTER			64400-KPH-880FMP	COVER, R. MAIN PIPE SIDE SH PRL	(1)	
.COVER, MAIN PIPE UPPER			64400-KPH-880FMH	COVER, R. MAIN PIPE SIDE SLV	(1)	
.COVER, UNDER			64400-KPH-880FMB	COVER, R. MAIN PIPE SIDE BLK	(1)	
COVER SET, L. MAIN PIPE SIDE .....	0.3	2	64400-KPH-880FMW	COVER, R. MAIN PIPE SIDE WHT MET	(1)	
.COVER SET, R. MAIN PIPE SIDE			64400-KPH-880FMO	COVER, R. MAIN PIPE SIDE ORG	(1)	
.LEGSHIELD SET, L.			64400-KPH-880FMK	COVER, R. MAIN PIPE SIDE MRD	(1)	
.LEGSHIELD SET, R.			64400-KPH-880FMT	COVER, R. MAIN PIPE SIDE TPBL	(1)	
		2	64450-KPH-880FMI	COVER, L. MAIN PIPE SIDE VIO	1	
			64450-KPH-880FMP	COVER, L. MAIN PIPE SIDE SH PRL	(1)	
			64450-KPH-880FMH	COVER, L. MAIN PIPE SIDE SLV	(1)	
			64450-KPH-880FMB	COVER, L. MAIN PIPE SIDE BLK	(1)	
			64450-KPH-880FMW	COVER, L. MAIN PIPE SIDE WHT MET	(1)	
			64450-KPH-880FMO	COVER, L. MAIN PIPE SIDE ORG	(1)	
			64450-KPH-880FMK	COVER, L. MAIN PIPE SIDE MRD	(1)	
			64450-KPH-880FMT	COVER, L. MAIN PIPE SIDE TPBL	(1)	
		3	64500-KPH-880FKM	COVER, FR. TOP MRED MET	1	
			64500-KPH-880FMK	COVER, FR. TOP MRD	(1)	
			64500-KPH-880FMP	COVER, FR. TOP SH PRL B	(1)	
			64500-KPH-880FMH	COVER, FR. TOP SLV	(1)	
			64500-KPH-880FMB	COVER, FR. TOP BLK	(1)	
			64500-KPH-880FMT	COVER, FR. TOP TPBL	(1)	

# F - 31

## Main Pipe Cover / Leg Shield



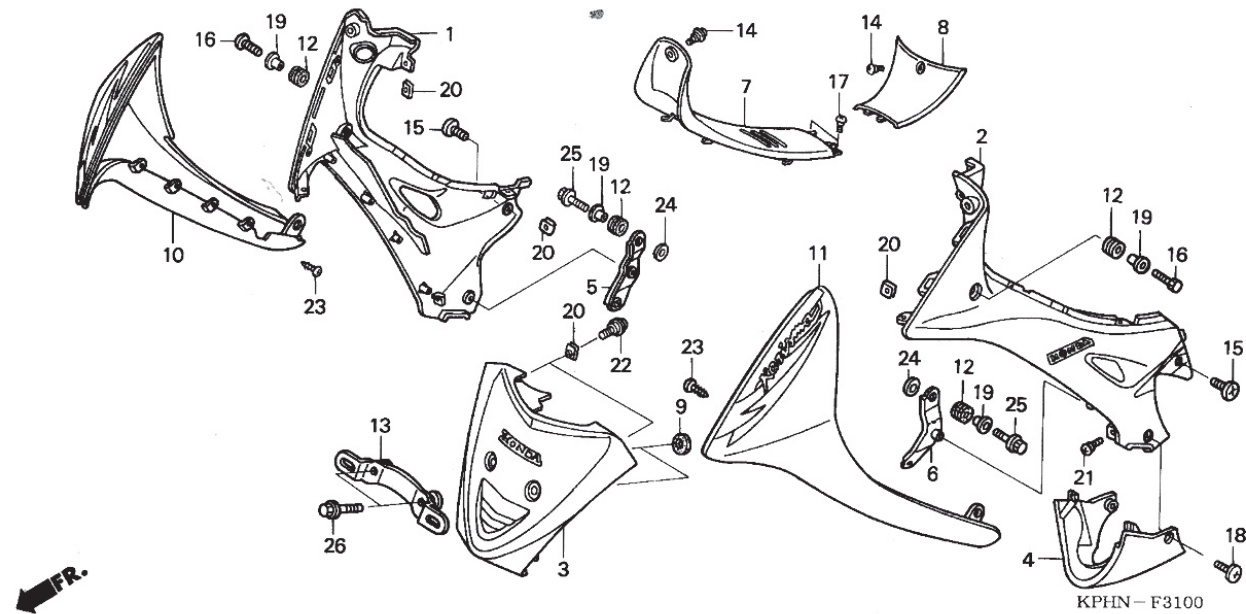
3

Service item	F.R.T.	No.	Part Number	Description	QTY	Notes
		4	64310-KPH-880FMO	COVER UNDER ORG	1	KARISMA
			64310-KPH-880FMI	COVER UNDER VIO	(1)	KARISMA
			64310-KPH-880FMH	COVER UNDER SLV	(1)	KARISMA
			64310-KPH-880FMP	COVER UNDER SH PRL BL	(1)	KARISMA
			64310-KPH-880FMB	COVER UNDER BLK	(1)	KARISMA
			64310-KPH-880FMW	COVER UNDER WHT MET	(1)	KARISMA
			64310-KPH-880FMK	COVER UNDER MRD	(1)	KARISMA
		5	64311-KPH-880	STAY, R. UNDER COWL	1	KARISMA
			64320-KPH-720	STAY, LEG SHIELD	1	KARISMA-X
		6	64312-KPH-880	STAY, L. UNDER COWL	1	KARISMA
			64320-KPH-720	STAY, LEG SHIELD	1	KARISMA-X
		7	64320-KPH-880	COVER, MAIN PIPE UPPER	1	
		8	64325-KPH-880	COVER, CENTER	1	
		9	64510-KEV-900	CUSHION, FR. TOP COVER	2	
		10	64430-KPH-880FMK	SHIELD, R. LEG MRD	1	
			64430-KPH-880FMO	SHIELD, R. LEG ORG	(1)	
			64430-KPH-880FMI	SHIELD, R. LEG VIO	(1)	
			64430-KPH-880FMP	SHIELD, R. LEG SH PRL BL	(1)	
			64430-KPH-880FMB	SHIELD, R. LEG BLK	(1)	
			64430-KPH-880FMH	SHIELD, R. LEG SLV	(1)	
			64430-KPH-880FMW	SHIELD, R. LEG WHT MET	(1)	
			64430-KPH-880FMT	SHIELD, R. LEG TPBL	(1)	
			64430-KPH-880FMG	SHIELD, R. LEG PRWH	(1)	

PC Karisma 10-07

# F - 31

## Main Pipe Cover / Leg Shield



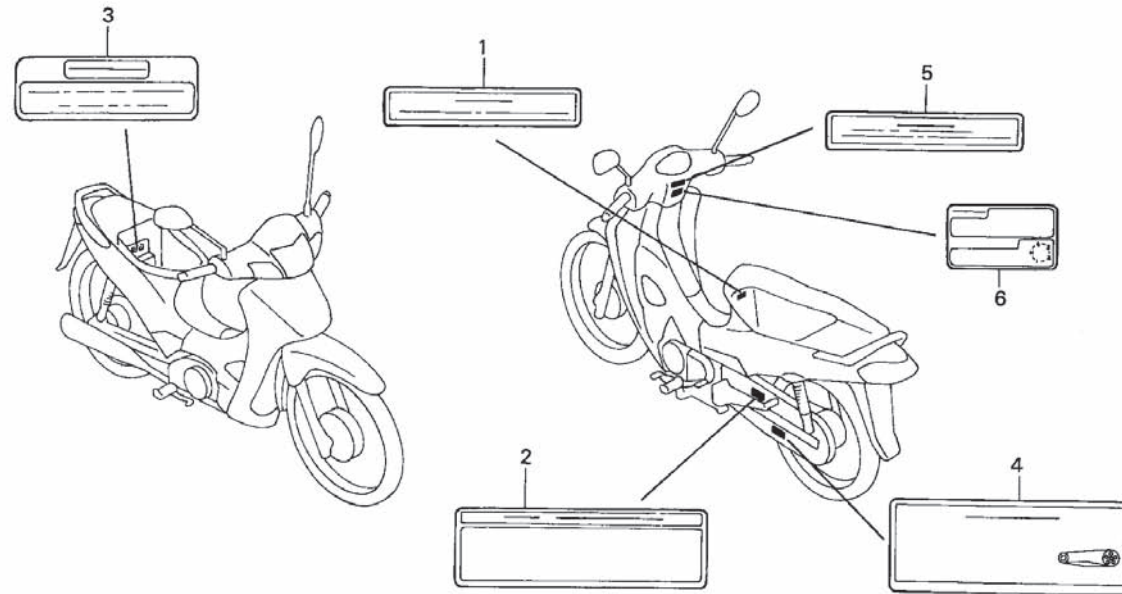
KPHIN - F3100

Service item	F.R.T.	No.	Part Number	Description	QTY	Notes
		11	64440-KPH-880FMK	SHIELD, L. LEG MRD	1	
			64440-KPH-880FMO	SHIELD, L. LEG ORG	(1)	
			64440-KPH-880FMI	SHIELD, L. LEG VIO	(1)	
			64440-KPH-880FMP	SHIELD, L. LEG SH PRL BL	(1)	
			64440-KPH-880FMB	SHIELD, L. LEG BLK	(1)	
			64440-KPH-880FMH	SHIELD, L. LEG SLV	(1)	
			64440-KPH-880FMW	SHIELD, L. LEG WHT MET	(1)	
			64440-KPH-880FMT	SHIELD, L. LEG TPBL	(1)	
			64440-KPH-880FMG	SHIELD, L. LEG PRWH	(1)	
		12	77228-GBG-850	RUBBER, SEAT LOCK	4	
		13	81110-KPH-880	BRACKET, FR. NUMBER PLATE	1	
		14	90104-KPH-900	SCREW, SPECIAL, 5MM	2	
		15	90108-KPH-880	BOLT, BODY COVER SETTING	4	
		16	90114-KPH-880	SCREW, 6x25	2	
		17	90115-KW7-900	SCREW, VISOR SPECIAL SETTING	2	
		18	90380-GM9-740	SCREW, SPECIAL, 6x15	2	
		19	90502-GG2-000	COLLAR, RR. FENDER	4	
		20	90677-KAN-T00	NUT, CLIP, 5MM	5	
		21	91509-GE2-760	SCREW, PAN, 5x11.5	2	
		22	91509-KPH-880	SCREW, PAN, 5x15	2	
		23	93903-25210	SCREW, TAPPING, 5x12	8	
		24	94103-06000	WASHER, PLAIN, 6MM	2	
		25	95701-06022-00	BOLT, FLANGE, 6x22	2	
		26	95701-06025-00	BOLT, FLANGE, 6x25	2	

PC Karisma 10-07

## F - 32

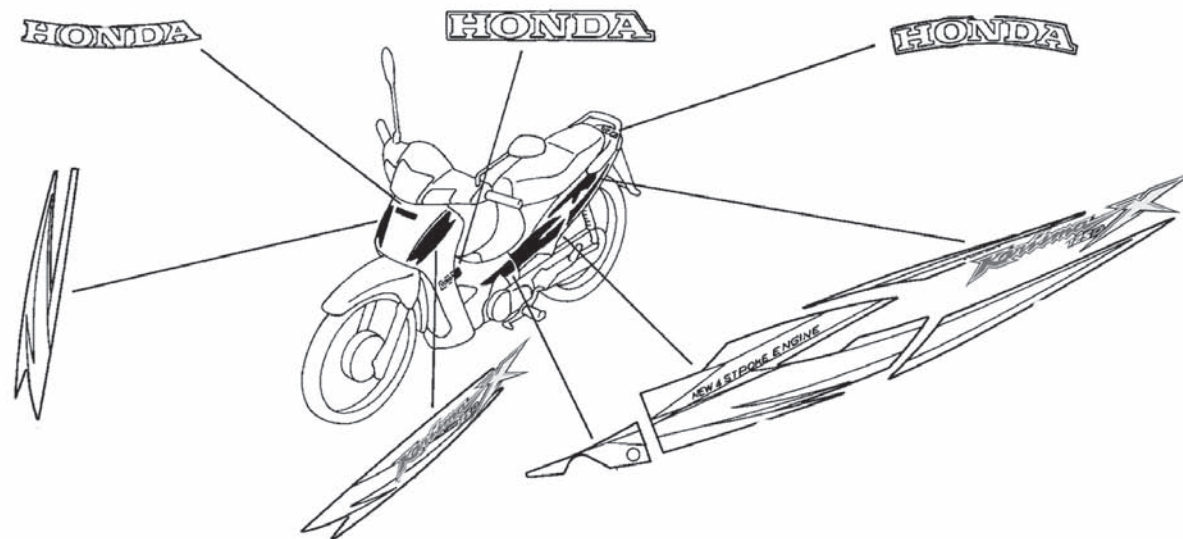
### Caution Label



Service item	F.R.T.	No.	Part Number	Description	QTY	Notes
NOT INFORMATION	-	1	81218-KPH-880	LABEL, CARGO LIMIT (5KG)	1	
		2	87505-KPH-880	LABEL, TIRE	1	
		3	87506-KPH-880	MARK, BATTERY CAUTION	1	
		4	87507-KPH-880	LABEL, DRIVE CHAIN	1	
		5	87513-KPH-880	LABEL, ENGINE STARTER *TBLACK*...BLACK	1	
		6	87513-KPH-880ZB	MARK, DRIVE CAUTION *TWHITE*..... WHITE	1	
		7	87560-KPH-880	MARK, DRIVE CAUTION TWHITE*..... WHITE	1	
		8	87560-KPH-880ZD	MARK, DRIVE CAUTION *TBLACK*..... BLACK	1	

# F - 33

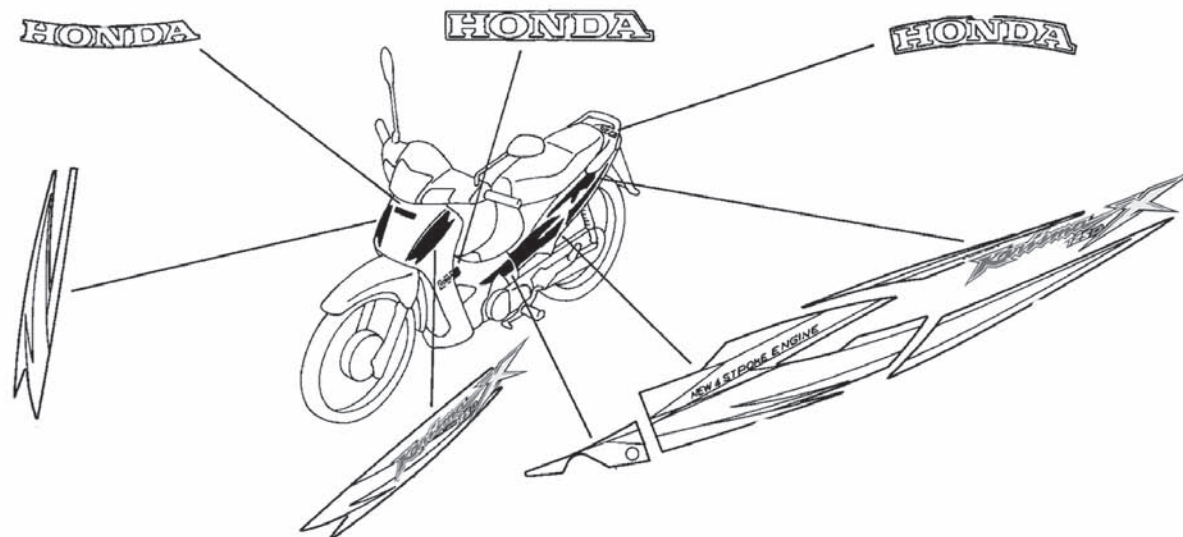
## Mark / Stripe



Service item	F.R.T.	No.	Part Number	Description	QTY	Notes
NOT INFORMATION	-		871XO-KTM-720ZA	STRIPE, SET #1 BLACK RED	1	KARISMA-X DISK 2005
			871XO-KTM-720ZB	STRIPE, SET #2 BLACK GREY	(1)	KARISMA-X DISK 2005
			871XO-KTM-720ZC	STRIPE, SET #3 SILVER HITAM	(1)	KARISMA-X DISK 2005
			871XO-KTM-720ZD	STRIPE, SET #4 SILVER BIRU	(1)	KARISMA-X DISK 2005
			871XO-KPH-720ZA	STRIPE, SET #1 BLACK RED	(1)	KARISMA-X DISK 2004
			871XO-KPH-720ZB	STRIPE, SET #2 BLACK VIOLET	(1)	KARISMA-X DISK 2004
			871XO-KPH-720ZC	STRIPE, SET #3 BLUE	(1)	KARISMA-X DISK 2004
			871XO-KPH-720ZD	STRIPE, SET #4 SILVER HITAM	(1)	KARISMA-X DISK 2004
			871XO-KPH-720ZE	STRIPE, SET #5 SILVER BIRU	(1)	KARISMA-X DISK 2004
			871XO-KPH-720ZF	STRIPE, SET #6 PUTIH MERAH	(1)	KARISMA-X DISK 2004
			871XO-KPH-730ZA	STRIPE, SET #1 BLACK	(1)	KARISMA-X DRUM 2004
			871XO-KPH-730ZB	STRIPE, SET #2 HITAM SILVER	(1)	KARISMA-X DRUM 2004
			871XO-KPH-730ZC	STRIPE, SET #3 HITAM BIRU	(1)	KARISMA-X DRUM 2004
			871XO-KPH-730ZD	STRIPE, SET #4 HITAM ORANGE	(1)	KARISMA-X DRUM 2004
			871XO-KPH-830ZA	STRIPE, SET #1 BLACK	(1)	KARISMA DISK 2004
			871XO-KPH-830ZB	STRIPE, SET #2 HITAM SILVER RED	(1)	KARISMA DISK 2004
			871XO-KPH-830ZC	STRIPE, SET #3 HITAM SILVER BL	(1)	KARISMA DISK 2004
			871XO-KPH-830ZD	STRIPE, SET #4 HITAM MERAH	(1)	KARISMA DISK 2004
			871XO-KPH-830ZE	STRIPE, SET #5 HITAM BIRU	(1)	KARISMA DISK 2004
			871XO-KPH-830ZF	STRIPE, SET #6 BLUE	(1)	KARISMA DISK 2004
			871XO-KPH-830ZG	STRIPE, SET #7 SILVER ORANGE	(1)	KARISMA DISK 2004

## F - 33

## Mark / Stripe



Service item	F.R.T.	No.	Part Number	Description	QTY	Notes
NOT INFORMATION	-		871XO-KPH-840ZA	STRIPE, SET #1 BLACK RED	(1)	KARISMA DRUM 2004
			871XO-KPH-840ZB	STRIPE, SET #2 HITAM SILVER	(1)	KARISMA DRUM 2004
			871XO-KPH-840ZC	STRIPE, SET #3 HITAM MERAH	(1)	KARISMA DRUM 2004
			871XO-KPH-840ZD	STRIPE, SET #4 RED	(1)	KARISMA DRUM 2004
			871XO-KPH-830ZA	STRIPE, SET #1 BLACK	(1)	KARISMA DISK 2003
			871XO-KPH-830ZB	STRIPE, SET #2 HITAM SILVER RED	(1)	KARISMA DISK 2003
			871XO-KPH-830ZC	STRIPE, SET #3 HITAM SILVER BL	(1)	KARISMA DISK 2003
			871XO-KPH-830ZD	STRIPE, SET #4 HITAM MERAH	(1)	KARISMA DISK 2003
			871XO-KPH-830ZE	STRIPE, SET #5 HITAM BIRU	(1)	KARISMA DISK 2003
			871XO-KPH-830ZF	STRIPE, SET #6 BLUE	(1)	KARISMA DISK 2003
			871XO-KPH-830ZG	STRIPE, SET #7 SILVER ORANGE	(1)	KARISMA DISK 2003
			871XO-KPH-840ZA	STRIPE, SET #1 BLACK RED	(1)	KARISMA DRUM 2003
			871XO-KPH-840ZB	STRIPE, SET #2 HITAM SILVER	(1)	KARISMA DRUM 2003
			871XO-KPH-840ZC	STRIPE, SET #3 HITAM MERAH	(1)	KARISMA DRUM 2003
			871XO-KPH-840ZD	STRIPE, SET #4 RED	(1)	KARISMA DRUM 2003

## INDEKS PART NUMBER

Part Number	Block No.								
<b>(06000)</b>		13051-KPH-880	E14	<b>(16000)</b>		17633-KPH-900	F14	22853-KPH-900	E5
06381-KPH-900	E14	13101-KPH-881	E14	16010-KPH-901	E18	1763D-KPH-720	F14	22860-HB3-000	E5
006381-KPH-900	E14	13102-KPH-881	E14	16012-KPH-901	E18	17910-KPH-880	F3	<b>(23000)</b>	
06410-KFL-850	F13	13103-KPH-881	E14	16013-KPG-901	E18	17910-KPH-880	F3-1	23120-KPH-880	E6
06430-KPH-900	F9	13104-KPH-881	E14	16014-KPH-901	E18	17950-KFL-D00	F3	23122-KPH-900	E6
06430-KPH-900	F12	13105-KPH-881	E14	16015-KPH-901	E18	17950-KFL-D00	F3-1	23123-KPH-900	E6
06451-GE2-405	F10	13111-087-000	E14	16016-KEV-831	E18	17961-KFM-900	F3	23124-KPH-900	E6
06455-KW6-841	F10	13115-GN5-910	E14	16022-KPH-901	E18	17961-KFM-900	F3-1	23125-KPH-900	E6
06530-GBG-B20	F6	13310-KPH-900	E14	16028-KPH-901	E18	17962-KFM-900	F3	23211-KPH-881	E15
06531-GBG-B20	F6	13321-KPH-900	E14	16037-KPH-901	E18	17962-KFM-900	F3-1	23221-KPH-881	E15
<b>(11000)</b>		<b>(14000)</b>		16048-KPH-901	E18	<b>(18000)</b>		23415-KPH-900	E15
11100-KPH-880	E13	14100-KPH-900	E2	16060-KPH-901	E18	18240-KPH-881	F18	23421-KPH-900	E15
11133-KPH-900	E13	14125-KPH-900	E1	16075-GHB-640	E18	18291-HB2-900	F18	23431-KPH-900	E15
11200-KPH-900	E13	14126-KPH-900	E1	16075-KPH-901	E18	18345-MBT-610	F18	23441-KPH-900	E15
11215-KPH-900	E13	14311-KPH-900	E14	16100-KPH-881	E18	18350-KPH-880	F18	23451-KPH-900	E15
11216-KPH-900	E13	14321-KPH-900	E3	16118-GB4-003	E18	18355-KPH-900	F18	23461-KPH-900	E15
11217-KPH-900	E13	14401-KPH-900	E3	16148-141-881	E18	18421-KBA-900	F20	23471-KPH-900	E15
11330-KPH-880	E5	14430-KPH-900	E2	16155-883-005	E18	18422-KPH-900	F20	23481-KPH-900	E15
11341-KPH-880	E9	14451-KPH-900	E2	16163-GBG-960	E18	<b>(22000)</b>		23801-KPH-900	E15
11360-KPH-720	E9	14452-KPH-900	E2	16165-KPH-901	E18	22100-KPH-880	E7	23802-GN5-910	E15
11370-KPH-880	E5	14510-KPH-880	E3	16199-GJ3-601	E18	22115-KPH-900	E7	23911-KPH-900	E15
11394-KPH-900	E5	14515-KGH-900	E3	16199-KPH-901	E18	22116-KPH-900	E7	<b>(24000)</b>	
11395-KPH-900	E9	14520-KPH-901	E3	16201-KCW-851	E1	22121-KPH-900	E7	24211-KPH-900	E16
<b>(12000)</b>		14560-KGH-900	E3	16211-KPH-900	E1	22201-KPH-900	E7	24212-KPH-900	E16
12100-KPH-900	E4	14610-KPH-900	E3	16236-GBG-900	E9	22321-KE8-000	E7	24241-KPH-900	E16
12191-KPH-900	E4	14711-KPH-900	E2	16910-KFM-902	F14	22350-KPH-900	E7	24301-KPH-900	E16
12195-KPH-900	E4	14721-KPH-880	E2	16970-KPH-901	F14	22361-KPH-900	E7	24305-KPH-900	E15
12196-KPH-900	E4	14751-KPH-900	E2	16980-KPH-900	F29	22401-KPH-900	E7	24306-KPH-900	E15
12197-KPH-900	E4	14771-GB4-680	E2	<b>(17000)</b>		22535-KPH-306	E6	24410-KPH-900	E16
12200-KPH-881	E1	14775-KFM-900	E2	17110-KPH-740	E1	22606-KPH-880	E6	24421-KPH-900	E16
12209-GB4-681	E2	14776-KPH-900	E2	17210-KPH-900	F17	22610-KPH-880	E6	24430-KPH-900	E16
12211-KFM-900	E1	14781-MA6-000	E2	17213-KPH-900	F17	22630-GB2-000	E6	24435-KPH-900	E16
12211-KPH-900	E1	<b>(15000)</b>		17225-KPH-880	F17	22641-KPH-900	E6	24610-KPH-900	E16
12237-KPH-900	E1	15100-KPH-900	E8	17227-HC0-000	F17	22642-KPH-900	E6	24630-KPH-900	E16
12251-KPH-901	E1	15133-KPH-900	E8	17234-KCW-870	F17	22643-KPH-900	E6	24641-KPH-900	E16
12341-KPH-900	E1	15331-GF6-000	E8	17235-KPH-900	F17	22644-KPH-900	E6	24651-KPH-900	E16
12361-KPH-900	E1	15332-GF6-000	E8	17253-KPH-900	F17	22660-KPH-880	E6	24652-KPH-900	E16
12395-KPH-900	E1	15341-KPH-900	E14	17255-KPH-880	F17	22804-KPH-880	E6	24701-KPH-900	F19
<b>(13000)</b>		15421-035-010	E8	17270-KPH-880	F29	22810-KPH-900	E5	<b>(28000)</b>	
13000-KPH-880	E14	15431-KPH-900	E6	17510-KPH-900	F14	22820-KPH-900	E5	28110-KPH-900	E11
13011-KPH-880	E14	15439-KPH-900	E6	17620-KEV-900	F14	22825-046-000	E5	28120-KPH-901	E11
13021-KPH-880	E14	15651-KPH-880	E5	17631-KEV-900	F14	22830-KPH-900	E5	28131-KPH-880	E11
13031-KPH-880	E14	15761-KPH-900	E13	17631-KPH-900	F14	22846-KPH-900	E5	28132-KPH-900	E11
13041-KPH-880	E14			17632-KPH-900	F14	22850-KPH-900	E5	28133-KPH-900	E11



## I N D E K S   P A R T   N U M B E R

Part Number	Block No.								
28211-KPH-900	E17	33700-KPH-881	F26	37211-KPH-900	F2	43141-GC5-000	F9	45435-121-010	F9
28221-KPH-900	E17	33701-KPH-881	F26	37211-KPH-901	F2	43141-GC5-000	F12	45450-KPH-730	F3
28251-KPH-900	E17	33702-KPH-881	F26	37212-KPH-901	F2	43352-568-003	F10	45450-KPH-890	F3
28262-KPH-900	E17	33703-KPH-881	F26	37212-KPH-902	F2	43353-461-771	F10	45465-KPH-890	F6
28265-KPH-900	E17	33705-KW7-900	F26	37213-KPH-901	F2	43410-KPH-900	F12	45504-410-003	F4
28271-KPH-900	E17	33710-KPH-881	F26	37700-KPH-901	E13	43451-KPH-880	F19	45510-KPH-881	F4
28281-KPH-900	E17	33714-KL3-620	F28	37801-GA7-700	F14			45512-MA6-006	F4
28282-KPH-900	E17	33741-KAN-961	F24	37802-GA7-700	F14			45513-GW0-911	F4
28300-KPH-880	F19	33753-KPH-881	F26					45517-GW0-751	F4
28311-342-000	F19							45520-GW0-911	F4
		<b>(34000)</b>		<b>(38000)</b>		<b>(44000)</b>		45521-GW0-911	F4
30410-KPH-881	F28	34901-KPH-881	F1	38110-KPH-881	F28	44301-KPH-900	F11	45530-471-831	F4
30500-KPH-900	F28	34905-KAN-W01	F25	38117-KPH-880	F28	44301-KPH-900	F11-1		
30700-KPH-881	F28	34905-KAN-W01	F26	38301-KPH-881	F28	44311-KPH-900	F11		
		34906-GB6-921	F26	38306-KK4-000	F28	44311-KPH-900	F11-1	<b>(46000)</b>	
		34908-GA7-701	F1	38501-KPH-901	F28	44601-KPH-900	F11	46500-KPH-880	F19
		34909-KPH-900	F2			44601-KPH-900	F11-1	46513-KBP-900	F19
31110-KPH-901	E10			<b>(40000)</b>		44620-400-000	F11	46514-MK4-000	F19
31120-KPH-881	E10			40510-KPH-720	F22-1	44620-KPH-950	F11-1		
31200-KPH-881	E12	<b>(35000)</b>		40510-KPH-881	F22	44701-KPH-880	F11		
31201-KPH-881	E12	35010-KPH-900	F29	40520-KPH-880	F22	44701-KPH-880	F11-1	<b>(50000)</b>	
31204-KG8-004	E12	35100-KPH-901	F29	40530-KPH-881	F22	44711-KPH-881	F11	50100-KPH-880	
31205-MBE-008	E12	35121-KV8-680	F29	40530-KPH-881	F22-1	44711-KPH-881	F11-1	50301-GN5-901	F6
31206-MBE-008	E12	35122-KV8-680	F29	40531-KPH-880	F22	44712-KPH-881	F11	50302-GN5-900	F6
31207-MBE-008	E12	35150-KPH-880	F5	40531-KPH-880	F22-1	44712-KPH-881	F11-1	50306-GN5-900	F6
31500-KPH-881	F27	35160-KPH-881	F5	40543-KEV-900	F12			50381-KPH-880	F27
31500-KPH-882	F27	35170-KPH-901	F5	40543-KEV-900	F13	<b>(45000)</b>		50500-KPH-880	F21
31600-KPH-881	F28	35180-KPH-881	F5	40545-001-000	F22	45100-KPH-900	F9	50512-KPH-900	F21
31916-KPH-901	E1	35200-KPH-901	F5	40591-KPH-900	F22	45107-MN5-006	F10	50523-KPH-900	F21
31917-KPH-900	E1	35340-KPH-900	F3	41201-KPH-720	F13	45108-ML4-006	F10	50524-397-000	F21
31926-KPH-901	E1	35340-MA5-671	F4			45126-KPH-720	F4	50530-KPH-720	F21
31927-KPH-901	E1	35350-KEV-920	F19	<b>(42000)</b>		45131-GZ0-006	F10	50530-KPH-720	F21
		35357-KCC-900	F19	42301-KPG-900	F12	45132-166-016	F10	50605-KPH-880	F20
		35750-KPH-900	E13	42303-KAN-400	F13	45133-028-000	F9	50610-KPH-900	F20
32100-KPH-880	F28	35751-KPH-900	E16	42304-KFM-900	F13	45133-028-000	F12	50612-KPH-900	F20
32101-KPH-880	F28	35752-KPH-900	E16	4261A-KPH-720	F13	45133-MA3-006	F10	50613-KFL-850	F5
32101-KPH-890	F28			42620-KFL-850	F13	45134-250-000	F9	50613-KFL-850	F20
32103-KPH-880	F28	<b>(37000)</b>		42635-KPH-900ZB	F13	45134-250-000	F12	50661-GN8-920	F20
32410-KPH-900	F28	37010-KPH-900	F14	42650-KPH-880ZB	F13	45145-KFM-900	F9	50710-GN5-830	F20
32961-KPH-900	E10	37109-KPH-901	F2	42653-001-004	F13	45145-KFM-900	F12	50711-GN5-730	F20
		37200-KPH-721	F2	42701-KEV-880	F13	45156-KPH-880	F4	50713-GN5-730	F20
		37200-KPH-880	F2	42711-KPH-881	F13	45157-KAN-850	F4	50714-GN5-830	F20
33100-KPH-881	F1	37200-KPH-881	F2	42712-KPH-881	F13	45203-MG3-016	F10	50715-KPH-900	F20
33120-KPH-881	F1	37200-KPH-882	F2	42713-GBG-881	F11	45215-KA3-732	F10	50716-KPH-900	F20
33130-KPH-881	F1	37210-KPH-721	F2	42713-GBG-881	F11-1	45216-166-006	F10		
33400-KPH-881	F25	37210-KPH-722	F2	42713-KPH-881	F13			<b>(51000)</b>	
33450-KPH-881	F25	37210-KPH-782	F2			45250-GT4-305	F10	51400-KPH-720	F8
33619-459-840	F18	37210-KPH-881	F2	<b>(43000)</b>		45251-KPH-880	F11-1	51400-KPH-730	F8
				43100-KPH-900	F12	45290-KEV-651	F10	51400-KPH-881	F8
						45410-KFM-900	F9	51400-KPH-891	F8

## I N D E X S P A R T N U M B E R

Part Number	Block No.								
51401-KPH-881	F8	53167-KFM-900	F3	64221-KPH-890	F29	64430-KPH-880FMB	F31	77236-GW0-000	F15
51410-KPH-901	F8	53167-KFM-900	F3-1	64310-KPH-880FMB	F31	64430-KPH-880FMG	F31	77240-KPH-901	F15
51412-GN5-901	F8	53168-KFM-900	F3	64310-KPH-880FMH	F31	64430-KPH-880FMH	F31	78135-S3N-003	F2
51420-KPH-881	F8	53168-KFM-900	F3-1	64310-KPH-880FMI	F31	64430-KPH-880FMI	F31	<b>(80000)</b>	
51420-KPH-891	F8	53171-KET-900	F3	64310-KPH-880FMK	F31	64430-KPH-880FMK	F31	80100-KPH-720	F24
51425-GN5-901	F8	53175-KET-900	F3	64310-KPH-880FMO	F31	64430-KPH-880FMO	F31	80100-KPH-881	F24
51437-KGH-901	F8	53175-KET-920	F4	64310-KPH-880FMP	F31	64430-KPH-880FMP	F31	81110-KPH-880	F31
51454-KEV-880	F8	53200-KPH-720	F6	64310-KPH-880FMW	F31	64430-KPH-880FMT	F31	81218-KPH-880	F32
51456-KPH-901	F8	53200-KPH-880	F6	64311-KPH-880	F31	64430-KPH-880FMW	F31	81250-KPH-880	F27
51466-065-901	F8	53205-KPH-720FKM	F5	64312-KPH-880	F31	64440-KPH-880FMB	F31	81253-KPH-900	F27
51470-KPH-901	F8	53205-KPH-720FMB	F5	64320-KPH-720	F31	64440-KPH-880FMG	F31	81257-KPH-900	F27
51490-KGH-901	F8	53205-KPH-720FMH	F5	64320-KPH-720	F31	64440-KPH-880FMH	F31	81312-KPH-900	F7
51500-KPH-720	F8	53205-KPH-720FMK	F5	64320-KPH-880	F31	64440-KPH-880FMI	F31	<b>(83000)</b>	
51500-KPH-730	F8	53205-KPH-720FMP	F5	64325-KPH-880	F31	64440-KPH-880FMK	F31	83510-KPH-720FMB	F16
51500-KPH-881	F8	53205-KPH-720FMT	F5	64400-KPH-880FMB	F31	64440-KPH-880FMO	F31	83510-KPH-720FMG	F16
51500-KPH-891	F8	53205-KPH-730FMB	F5	64400-KPH-880FMH	F31	64440-KPH-880FMP	F31	83510-KPH-720FMH	F16
51520-KPH-881	F8	53205-KPH-730FMH	F5	64400-KPH-880FMI	F31	64440-KPH-880FMT	F31	83510-KPH-720FMT	F16
51520-KPH-891	F8	53205-KPH-730FMK	F5	64400-KPH-880FMK	F31	64440-KPH-880FMW	F31	83510-KPH-880FKV	F16
<b>(52000)</b>		53205-KPH-730FMP	F5	64400-KPH-880FMO	F31	64450-KPH-880FMB	F31	83510-KPH-880FMB	F16
52100-KPH-720	F22-1	53206-KPH-880FKM	F5	64400-KPH-880FMP	F31	64450-KPH-880FMH	F31	83510-KPH-880FMH	F16
52100-KPH-880	F22	53206-KPH-880FMB	F5	64400-KPH-880FMT	F31	64450-KPH-880FMI	F31	83510-KPH-880FMK	F16
52170-KPH-720	F22-1	53206-KPH-880FMH	F5	64400-KPH-880FMW	F31	64450-KPH-880FMK	F31	83510-KPH-880FMP	F16
52400-KPH-720	F23	53206-KPH-880FMK	F5	64410-KPH-720FMB	F16	64450-KPH-880FMO	F31	83510-KPH-880FMT	F16
52485-088-901	F23	53206-KPH-880FMP	F5	64410-KPH-720FMG	F16	64450-KPH-880FMP	F31	83642-171-000	F30
52485-GA7-003	F23	53206-KPH-880FMT	F5	64410-KPH-720FMH	F16	64450-KPH-880FMT	F31	<b>(84000)</b>	
52486-GA7-003	F23	53206-KPH-890FMK	F5	64410-KPH-720FMT	F16	64450-KPH-880FMW	F31	84100-KPH-880	F15
<b>(53000)</b>		53211-GN5-900	F6	64410-KPH-880FKW	F16	64500-KPH-880FKM	F31	84601-HA7-670	F7
53100-KPH-720	F5	53212-GN5-900	F6	64410-KPH-880FMB	F16	64500-KPH-880FMB	F31	86150-KPG-900	F5
53100-KPH-880	F5	53214-GN5-900	F6	64410-KPH-880FMH	F16	64500-KPH-880FMH	F31	<b>(87000)</b>	
53104-KPH-730	F5	53216-GN5-830	F6	64410-KPH-880FMK	F16	64500-KPH-880FMK	F31	871XO-KPH-720ZA	F33
53104-KPH-880	F5	53220-GN5-900	F6	64410-KPH-880FMP	F16	64500-KPH-880FMP	F31	871XO-KPH-720ZB	F33
53105-KPH-720	F5	<b>(61000)</b>		64410-KPH-880FMT	F16	64500-KPH-880FMT	F31	871XO-KPH-720ZC	F33
53105-KPH-880	F5	61100-KPH-880FMB	F7	64415-KPH-900	F16	64510-KEV-900	F31	871XO-KPH-720ZD	F33
53106-KR3-000	F5	61100-KPH-880FMB	F7	64416-KPH-900	F16	64521-MN5-000	F5	871XO-KPH-720ZE	F33
53108-KR3-770	F5	61100-KPH-880FMH	F7	64420-KPH-720FMB	F16	<b>(77000)</b>		871XO-KPH-720ZF	F33
53109-KPH-900	F5	61100-KPH-880FMI	F7	64420-KPH-720FMG	F16	75581-GN8-920	F15	871XO-KPH-730ZA	F33
5310A-KPH-720	F5	61100-KPH-880FMK	F7	64420-KPH-720FMH	F16	77106-KPG-900	F27	871XO-KPH-730ZB	F33
5310A-KPH-730	F5	61100-KPH-880FMO	F7	64420-KPH-720FMT	F16	77115-KPH-900	F15	871XO-KPH-730ZC	F33
53120-KPH-880	F5	61100-KPH-880FMP	F7	64420-KPH-880FKW	F16	77200-KPH-720	F15	871XO-KPH-730ZD	F33
53120-KPH-890	F5	61100-KPH-880FMT	F7	64420-KPH-880FMB	F16	77201-KPH-880	F15	871XO-KPH-830ZA	F33
53140-KPH-880	F3	61100-KPH-880FMW	F7	64420-KPH-880FMH	F16	77214-KPH-900	F15	871XO-KPH-830ZA	F33
53140-KPH-880	F3-1	61200-KPH-880	F7	64420-KPH-880FMK	F16	77228-GBG-850	F31	871XO-KPH-830ZB	F33
53166-KET-900	F3	<b>(64000)</b>		64420-KPH-880FMP	F16	77230-KPH-880	F15	871XO-KPH-830ZB	F33
53166-KET-900	F3-1	64221-KPH-880	F29	64420-KPH-880FMT	F16	77234-GN2-000	F15	871XO-KPH-830ZC	F33



## I N D E X S   P A R T   N U M B E R

Part Number	Block No.								
871XO-KPH-830ZC	F33	89212-KGH-900	F30	90121-KPH-900	F22	90452-KPH-900	E17	91208-KPH-901	E13
871XO-KPH-830ZD	F33	89213-KGH-900	F30	90121-KPH-900	F22-1	90454-KPH-900	E17	91251-KPH-881	F11
871XO-KPH-830ZD	F33	89216-GBG-770	F30	90128-KFM-900	F13	90455-GB2-000	E6	91251-KPH-881	F11-1
871XO-KPH-830ZE	F33	89217-KGH-900	F30	90131-KPH-880	F10	90461-115-000	E15	91251-KPH-881	F13
871XO-KPH-830ZE	F33	89218-KGH-900	F30	90145-KM3-751	F4	90461-357-000	E1	91303-001-000	E5
871XO-KPH-830ZF	F33	89219-KGH-900	F30	90164-028-000	F29	90461-GB4-770	E15	91303-377-000	E9
871XO-KPH-830ZF	F33			90185-KPH-880	F15	90485-040-000	E5	91304-GB1-900	E1
871XO-KPH-830ZG	F33	<b>(90000)</b>		90186-KPH-880	F15	90501-GBL-730	E7	91305-KPH-900	E13
871XO-KPH-830ZG	F33	90004-GHB-610	E5	90191-KPP-900	F5	90501-GBY-910	F5	91306-MG3-000	E3
871XO-KPH-830ZG	F33	90004-GHB-670	E1	90206-001-000	E2	90502-GG2-000	F31	91307-035-000	E5
871XO-KPH-840ZA	F33	90005-KY7-000	E3	90231-087-010	E6	90502-KPH-900	F27	91309-425-003	E12
871XO-KPH-840ZA	F33	90010-KM1-000	E11	90231-KM7-700	E7	90505-GBY-910	F5	91320-MB0-000	E12
871XO-KPH-840ZB	F33	90012-333-000	E2	90301-KGH-901	F12	90544-283-000	F8	91356-GM0-003	F8
871XO-KPH-840ZB	F33	90022-MG8-000	E16	90302-KBP-900	F12	90545-300-000	F4	91356-KGH-901	E9
871XO-KPH-840ZC	F33	90031-KPH-900	E13	90302-KBP-900	F13	90563-KEV-500	F22-1	91372-KPH-900	E1
871XO-KPH-840ZC	F33	90032-KPH-900	E13	90304-KGH-901	F5	90601-001-000	E15	91509-GE2-760	F5
871XO-KPH-840ZD	F33	90033-KPH-900	E13	90304-KPH-900	F18	90603-KPH-900	E6	91509-GE2-760	F16
871XO-KPH-840ZD	F33	90050-KPH-900	E7	90306-KGH-901	F11	90605-166-720	E5	91509-GE2-760	F27
871XO-KTM-720ZA	F33	90071-MB0-000	E12	90306-KGH-901	F11-1	90605-166-720	E6	91509-GE2-760	F31
871XO-KTM-720ZB	F33	90083-GB6-911	E3	90306-KGH-901	F13	90605-200-000	E15	91509-KPH-880	F31
871XO-KTM-720ZC	F33	90083-KFL-850	E6	90309-357-000	F13	90605-200-000	E17		<b>(92000)</b>
871XO-KTM-720ZD	F33	90084-428-000	E9	90314-KFM-840	F3	90651-MA5-671	F4	92101-06010-0A	E15
87505-KPH-880	F32	90087-KGH-900	E9	90314-KFM-840	F3-1	90677-KAN-T00	F16	92101-06020-0A	F19
87506-KPH-880	F32	90101-GJ6-000	F1	90380-GM9-740	F31	90677-KAN-T00	F24	92101-08025-0A	F19
87507-KPH-880	F32	90101-KY6-008	F2	90401-GB2-000	E6	90677-KAN-T00	F27	92101-08025-0H	F5
87513-KPH-880	F32	90102-KGH-900	F4	90403-KPH-900	E7	90677-KAN-T00	F31	92800-12000	E13
87513-KPH-880ZB	F32	90103-KPH-720	F5	90407-259-000	E13	90702-KFM-900	E2	92900-08028-0E	E1
87560-KPH-880	F32	90104-KPH-900	F31	90412-187-000	E15	90702-KFM-900	E5		<b>(93000)</b>
87560-KPH-880ZD	F32	90105-KGH-900	F11-1	90412-KPH-900	E15	90702-KFM-900	E8	93301-05012-0J	E8
	<b>(88000)</b>	90105-KPH-900	F15	90431-GN5-910	E6	90702-KFM-900	E9	93401-06010-00	F22
88110-KPH-880	F3	90105-MN5-000	F24	90432-086-000	E6	90741-003-010	E14	93404-06012-00	F15
88110-KPH-880	F3-1	90106-GN5-900	F5	90435-HB3-000	E16			93500-05008-4J	F18
88113-KPH-880	F3	90107-KAN-900	F16	90439-SB2-010	E10	<b>(91000)</b>		93500-05012-0A	F3
88113-KPH-880	F3-1	90108-223-000	F21	90441-147-000	F3	91001-KPH-901	E14	93500-05012-0G	F3
88120-KPH-880	F3	90108-KPH-880	F18	90441-147-000	F3-1	91002-MG8-003	E7	93500-05012-0G	F3-1
88120-KPH-880	F3-1	90108-KPH-880	F31	90441-286-000	E1	91007-GBG-911	E5	93500-05012-0A	F3-1
88210-KPH-880	F3	90112-GK8-010	F28	90441-KA4-700	E15	91071-KPH-901	E11	93500-05025-0A	F17
88210-KPH-880	F3-1	90114-KGH-900	F4	90441-ME9-000	E1	91101-GB2-000	E6	93500-05028-0A	F3
88220-KPH-880	F3	90114-KPH-880	F31	90442-147-000	F3	91101-GF6-003	E14	93500-05028-0A	F3-1
88220-KPH-880	F3-1	90115-GEO-000	F3	90442-147-000	F3-1	91102-GF6-003	E14	93600-04012-1G	F4
	<b>(89000)</b>	90115-KW7-900	F16	90443-107-000	E1	91103-GF6-003	E14	93891-04016-07	F5
89010-KPH-880	F30	90115-KW7-900	F31	90443-844-000	E5	91111-KW7-900	E16	93891-04020-07	F5
89102-538-000	F30	90116-KV3-701	F8	90452-413-000	E15	91204-KPH-901	E15	93892-04010-10	E18
89103-538-000	F30	90116-ME9-000	F17	90452-KGH-900	E15	91204-MC7-003	E5	93892-04014-18	E18
89211-KGH-900	F30	90118-383-000	F22						

## I N D E K S   P A R T   N U M B E R

Part Number	Block No.				
93892-05010-18	E18	95002-02659	E18	96001-06016-00	F7
93893-04012-17	F4	95002-41300-08	F17	96001-06020-00	E1
93901-24480	F26	95002-70000	E13	96001-06022-00	E1
93903-24310	F5	95002-80000	F17	96001-06022-00	E3
93903-24310	F16	95011-40000	F19	96001-06022-00	E9
93903-25210	F31	95014-71102	F21	96001-06022-00	E10
93903-25310	F2	95014-72102	F21	96001-06025-00	F3
93903-25510	F17	95014-73100	F19	96001-06025-00	F7
93903-34480	F25	95015-32001	F9	96001-06028-00	E9
	<b>(94000)</b>	95015-32001	F19	96001-06030-00	F27
94001-05000-0S	F3	95015-42000	F9	96001-06035-00	E9
94001-06000-0S	F12	95015-42000	F19	96001-06040-00	E5
94001-06000-0S	F13	95015-83000	F20	96001-06045-00	E1
94001-06070-0S	F15	95701-06012-00	E1	96001-06060-00	E13
94002-10000-0S	F21	95701-06012-00	F14	96001-06095-00	E1
94021-10000-0S	F23	95701-06012-00	F24	96100-60010-00	E15
94030-08000	E5	95701-06012-00	F26	96100-62010-00	E15
94031-10000	F22	95701-06014-00	E3	96100-62030-00	E15
94031-10000	F22-1	95701-06014-00	E13	96140-62010-10	F11
94050-05000	F28	95701-06014-00	E15	96140-62010-10	F11-1
94050-06000	F4	95701-06016-00	E13	96140-62010-10	F13
94050-06000	F9	95701-06016-00	F14	96140-62030-10	F13
94050-08000	F18	95701-06016-00	F28	96140-63010-10	F13
94050-10000	F20	95701-06020-00	F28	96211-06000	F6
94050-10080	F29	95701-06022-00	F31	96220-30085	E16
94050-12000	E10	95701-06022-07	F4	96220-40238	E8
94101-05000	F18	95701-06025-00	E12	96700-06016-00	E16
94101-05000	F19	95701-06025-00	F31		<b>(97000)</b>
94101-06000	F20	95701-06028-00	F9	97258-31160-10	F11
94101-10000	F23	95701-06035-00	E8	97280-31207-10	F11-1
94103-06000	F26	95701-06035-00	F12	97282-41158-10	F13
94103-06000	F31	95701-06110-00	E1	97548-41157-10	F13
94103-08000	F18	95701-08012-00	F18	97550-31206-10	F11-1
94111-05000	F18	95701-08020-00	F20	97574-31157-10	F11
94201-16150	F20	95701-08025-00	F20		<b>(98000)</b>
94201-20150	F19	95701-08035-00	F20	98200-31000	F27
94201-30250	F21	95701-08035-00	F29	98200-31000	F28
94301-10120	E4	95701-08045-00	F18	98200-31500	F27
94301-10120	E13	95801-10035-00	F23	98200-31500	F28
94303-03050	E14	95801-10045-00	F6		<b>(99000)</b>
94540-06018	E8	95801-10110-08	F29	99101-KPH-075	E18
	<b>(95000)</b>		<b>(96000)</b>	99104-KPH-0350	E18
95002-02080	F14	96001-06014-00	E10		
95002-02100	F14	96001-06014-00	F7		



## INDEXS DESCRIPTION

Description	Block No.	Description	Block No.	Description	Block No.
BOOT, PIN BUSH	F10	CASE SUB ASSY., AIR CLEANER	F17	COLLAR, HORN SETTING	F28
BOX COMP., LUGGAGE	F27	CASE, DRIVE CHAIN	F22-1	COLLAR, KICK RETAINER	E17
BRACKET SUB ASSY., R. FR. CALIPER	F10	CASE, L. FR. BOTTOM	F8	COLLAR, KICK SPRING	E17
BRACKET, FR. NUMBER PLATE	F31	CASE, L. FR. BOTTOM	F8	COLLAR, LOCK PLATE	E15
BRACKET, MAIN STEP	F20	CASE, R. FR. BOTTOM	F8	COLLAR, MAIN STEP MOUNTING	F20
BRACKET, R. HANDLE LEVER	F3	CASE, R. FR. BOTTOM	F8	COLLAR, MUFFLER MOUNTING	F20
BRUSH SET, TERMINAL	E12	CASE, UNDER	F2	COLLAR, RR. AXLE DISTANCE	F13
BULB, HEADLIGHT (12V 32/32W)	F1	CASE, UNDER	F2	COLLAR, RR. FENDER	F31
BULB, TAILLIGHT (12V 18/5W)	F26	CASE, UNDER HALF DRIVE CHAIN	F22	COLLAR, RR. WHEEL SIDE	F13
BULB, WEDGE BASE (12V 1.12W)	F2	CASE, UPPER HALF DRIVE CHAIN	F22	COLLAR, RUBBER BUSH	F23
BULB, WEDGE BASE (T10) (12V 3.4W)	F1	CENTER, CLUTCH	E7	COLLAR, STARTER REDUCTION	E11
BULB, WINKER (12V 10W)	F25	CHAIN, CAM	E3	COLLAR, WINKER STAY	F18
BULB, WINKER (12V 10W)	F26	CHAIN, DRIVE (420-104 SB)	F22	COTTER, VALVE	E2
BUSH, 15MM	E15	CHAIN, DRIVE (420-104 SB)	F22-1	COUNTERSHAFT	E15
BUSH, RR. CUSHION RUBBER	F23	CHAMBER SET, FLOAT	E18	COVER COMP., L. RR.	E9
BUSH, RUBBER	F23	CIRCLIP	F4	COVER COMP., R. CRANKCASE	E5
		CIRCLIP, 7MM	E5	COVER SUB ASSY., AIR CLEANER	F17
<b>(C)</b>		CIRCLIP, 7MM	E6	COVER UNDER	F31
C.D.I. UNIT	F28	CIRCLIP, EXTERNAL, 17MM	E15	COVER, BATTERY	F27
CABLE COMP., CHOKE	F3	CIRCLIP, INTERNAL, 45MM	E6	COVER, CENTER	F31
CABLE COMP., CHOKE	F3-1	CLAMP, OVER FLOW PIPE	E9	COVER, EX. PIPE	F18
CABLE COMP., FR. BRAKE	F3	CLAMP, TUBE (D13)	F17	COVER, FR. TOP	F31
CABLE COMP., THROTTLE	F3	CLAMPER B, BRAKE HOSE	F4	COVER, HANDLE FR.	F5
CABLE COMP., THROTTLE	F3-1	CLAMPER, A.C. GENERATOR CORD	E10	COVER, L. BODY	F16
CABLE, STARTING MOTOR	F28	CLAMPER, BRAKE HOSE	F4	COVER, L. CRANKCASE	E9
CALIPER SUB ASSY., R. FR. BRAKE (NISSIN)	F10	CLIP, PISTON PIN, 13MM	E14	COVER, L. CYLINDER HEAD SIDE	E1
CAM, RR. BRAKE	F9	CLIP, TUBE (B10)	F14	COVER, L. MAIN PIPE SIDE	F31
CAM, RR. BRAKE	F12	CLIP, TUBE (B6.5)	E18	COVER, MAIN PIPE UPPER	F31
CAMSHAFT COMP.	E2	CLIP, TUBE (B8)	F14	COVER, MUFFLER	F18
CAP	F2	CLIP, TUBE (C11)	E13	COVER, OIL FILTER	E6
CAP ASSY., NOISE SUPPRESSOR	F28	CLIP, TUBE (C12)	F17	COVER, R. BODY	F16
CAP COMP., FUEL FILLER	F14	CLIP, VALVE GUIDE	E1	COVER, R. BODY	F16
CAP, 30MM	E9	CLUTCH ASSY., ONE WAY	E11	COVER, R. MAIN PIPE SIDE	F31
CAP, A.C. GENERATOR	E9	COCK, AUTO FUEL	F14	COVER, TAIL	F16
CAP, BLEEDER	F10	COIL ASSY., IGNITION	F28	COVER, TAPPET ADJUSTING HOLE	E1
CAP, CABLE SEALING	E18	COLLAR A, HANDLE SETTING	F5	CRANKCASE COMP., L.	E13
CAP, CHAIN CASE PEEP HOLE	F22	COLLAR B, HANDLE SETTING	F5	CRANKCASE COMP., R.	E13
CAP, CHANGE SWITCH CONTACT	E16	COLLAR, 6.2 x 20	F27	CRANKSHAFT COMP.	E14
CAP, CHOKE DUST	E18	COLLAR, CLUTCH OUTER	E7	CRANKSHAFT COMP., R.	E14
CAP, LOCK NUT	F3	COLLAR, FR. AXLE DISTANCE	F11	CRANKSHAFT, L.	E14
CAP, LOCK NUT	F3-1	COLLAR, FR. AXLE DISTANCE	F11-1	CUSHION ASSY., RR.	F23
CAP, MASTER CYLINDER	F4	COLLAR, FR. FENDER	F7	CUSHION, BATTERY	F27
CARBURETOR ASSY. (APBF3A A)	E18	COLLAR, FR. WHEEL SIDE	F11	CUSHION, FR. TOP COVER	F31
CASE COMP., UPPER	F2	COLLAR, FR. WHEEL SIDE	F11-1	CYLINDER COMP.	E4
CASE COMP., UPPER	F2	COLLAR, HANDLE MOUNTING	F5	CYLINDER SET, MASTER	F4

## INDEXS DESCRIPTION

Description	Block No.	Description	Block No.	Description	Block No.
CYLINDER SUB ASSY., FR. BRAKE MASTER	F4	FORK ASSY., L. FR.	F8	GRIP, L. HANDLE	F3-1
<b>(D)</b>		FORK ASSY., L. FR.	F8	GUIDE COMP., CAM CHAIN	E3
DAMPER SET, WHEEL	F13	FORK ASSY., L. FR.	F8	GUIDE, CLUTCH OUTER	E7
DIAPHRAGM	F4	FORK ASSY., L. FR.	F8	GUIDE, FR. BRAKE CABLE	F6
DISK, CLUTCH FRICTION	E7	FORK ASSY., R. FR.	F8	GUIDE, VALVE (O.S)	E1
DISK, FR. BRAKE	F11-1	FORK ASSY., R. FR.	F8	<b>(H)</b>	
DOWEL PIN, 10 x 12	E4	FORK ASSY., R. FR.	F8	HANDLE, EYE WRENCH	F30
DOWEL PIN, 10 x 12	E13	FORK ASSY., R. FR.	F8	HARNES, WIRE	F28
DOWEL PIN, 3 x 5	E14	FORK, L. GEARSHIFT	E16	HEAD COMP., CYLINDER	E1
DOWEL PIN, 8 x 12	E2	FORK, R. GEARSHIFT	E16	HEADLIGHT, ASSY	F1
DOWEL PIN, 8 x 12	E8	FUEL UNIT SET	F14	HEADLIGHT, UNIT	F1
DOWEL PIN, 8 x 12	E9	FUSE, BLADE (10A)	F27	HINGE, SEAT	F15
DOWEL PIN, 8x12	E5	FUSE, BLADE (10A)	F28	HOLDER, BRUS	E12
DRUM, GEARSHIFT	E16	FUSE, BLADE (15A)	F27	HOLDER, DRUM STOPPER	E16
DUST SEAL	F8	FUSE, BLADE (15A)	F28	HOLDER, L. PILLION STEP	F20
DUST SEAL, 21 x 37 x 7	F11	<b>(G)</b>		HOLDER, MASTER CYLINDER	F4
DUST SEAL, 21X37X7	F11-1	GASKET SET	E18	HOLDER, NEEDLE JET	E18
DUST SEAL, 27X40X4.5	F13	GASKET, CARBURETOR INSULATOR	E1	HOLDER, R. PILLION STEP	F20
DUST SEAL, BRAKE CAM	F9	GASKET, CYLINDER	E4	HOLDER, WINKER RELAY	F2
DUST SEAL, BRAKE CAM	F12	GASKET, CYLINDER HEAD	E1	HOOK, HELMET	F27
DUST SEAL, STEERING HEAD	F6	GASKET, EX. PIPE	F18	HOOK, MAIN STAND SPRING	F21
<b>(E)</b>		GASKET, FLOAT CHAMBER	E18	HORN COMP. (HIGH)	F28
ELEMENT COMP., AIR CLEANER	F17	GASKET, L. CRANKCASE COVER	E9	HOSE COMP., FR. BRAKE	F4
EMBLEM, WING MARK	F5	GASKET, L. CYLINDER HEAD SIDE COVER	E1	HOUSING, UNDER THROTTLE	F3
E-RING, 6MM	E8	GASKET, OIL FILTER	E6	HOUSING, UNDER THROTTLE	F3-1
<b>(F)</b>		GASKET, R. CRANKCASE COVER	E5	HOUSING, UPPER THROTTLE	F3
FENDER A, FR. BLACK	F7	GASKET, TENSIONER LIFTER	E3	HOUSING, UPPER THROTTLE	F3-1
FENDER A, FR. BLACK	F7	GAUGE, OIL LEVEL	E5	HUB SUB ASSY., FR.	F11-1
FENDER A, FR. MRD	F7	GEAR COMP., PRIMARY DRIVE	E6	HUB SUB ASSY., FR.	F11
FENDER A, FR. ORG	F7	GEAR COMP., STARTER DRIVEN (57T)	E11	HUB SUB ASSY., RR.	F13
FENDER A, FR. SH PRL BL	F7	GEAR, COUNTERSHAFT FIRST (35T)	E15	<b>(I)</b>	
FENDER A, FR. SILVER	F7	GEAR, COUNTERSHAFT FOURTH (24T)	E15	INDICATOR, FR. BRAKE	F9
FENDER A, FR. TPBL	F7	GEAR, COUNTERSHAFT SECOND (31T)	E15	INDICATOR, FR. BRAKE	F12
FENDER A, FR. VIO	F7	GEAR, COUNTERSHAFT THIRD (23T)	E15	INNER COMP., ONE-WAY CLUTCH	E6
FENDER A, FR. WHT MET	F7	GEAR, MAINSHAFT FOURTH (26T)	E15	INSULATOR, CARBURETOR	E1
FENDER B, FR.	F7	GEAR, MAINSHAFT SECOND (20T)	E15	<b>(J)</b>	
FENDER, RR.	F24	GEAR, MAINSHAFT THIRD (20T)	E15	JET, MAIN, #75	E18
FENDER, RR.	F24	GEAR, OIL PUMP DRIVE (19T)	E14	JET, OIL, 0.8MM	E13
FLANGE SUB ASSY., FINAL DRIVEN	F13	GEAR, OIL PUMP DRIVEN (30T)	E8	JET, SLOW, #35	E18
FLAP, TIRE	F11	GEAR, STARTER REDUCTION 17T/55T)	E11	JOINT B, BRAKE ARM	F9
FLAP, TIRE	F11-1	GRIP	F30	JOINT B, BRAKE ARM	F19
FLAP, TIRE	F13	GRIP COMP., THROTTLE	F3	JOINT, DRIVE CHAIN	F22
FLAT SET	E18	GRIP COMP., THROTTLE	F3-1	JOINT, DRIVE CHAIN	F22-1
FLYWHEEL COMP.	E10	GRIP, L. HANDLE	F3		

## INDEXS DESCRIPTION

Description	Block No.	Description	Block No.	Description	Block No.
KEY SET	F29	NUT, CAP, 10MM	F23	O-RING	F8
KEY, BLANK (TYPE 1) (KEY NO. AXX / BXX)	F29	NUT, CAP, 8MM	E1	O-RING, 1.3 x 4.3	E18
KEY, BLANK (TYPE 2) (KEY NO. CXX / DXX)	F29	NUT, CLIP, 4MM	F5	O-RING, 1.5 x 9.5	E3
KEY, WOODRUFF, 4MM	E14	NUT, CLIP, 5MM	F16	O-RING, 13.8 x 2.5	E9
		NUT, CLIP, 5MM	F24	O-RING, 18 x 3	E5
<b>(L)</b>		NUT, CLIP, 5MM	F27	O-RING, 21 x 2.3	E13
LABEL, CARGO LIMIT (5KG)	F32	NUT, CLIP, 5MM	F31	O-RING, 24.4 x 3.1(ARAI)	E12
LABEL, DRIVE CHAIN	F32	NUT, FENDER SETTING	F7	O-RING, 25 x 2.4	E1
LABEL, ENGINE STARTER *TBLACK*...BLACK	F32	NUT, FLANGE, 10MM	F20	O-RING, 30MM	E9
LABEL, TIRE	F32	NUT, FLANGE, 10MM	F29	O-RING, 40.5X3 (NIPPON DUST KEEPER)	F13
LENS, L. RR. WINKER	F26	NUT, FLANGE, 12MM	E10	O-RING, 8MM	E5
LENS, LICENSE LIGHT	F26	NUT, FLANGE, 5MM	F28	O-RING, TAPPET ADJUSTING HOLE CAP	E1
LENS, R. RR. WINKER	F26	NUT, FLANGE, 6MM	F4	OUTER ASSY., PRIMARY CLUTCH	E6
LENS, TAILLIGHT	F26	NUT, FLANGE, 6MM	F9	OUTER COMP., CLUTCH	E7
LEVER COMP., CLUTCH	E5	NUT, FLANGE, 8MM	F18		
LEVER, CHOKE	F3	NUT, HEX., 10MM	F21	<b>(P)</b>	
LEVER, CHOKE	F3-1	NUT, HEX., 10MM	F22	PACKING, BASE	F14
LEVER, R. STEERING HANDLE	F3	NUT, HEX., 10MM	F22-1	PACKING, DRAIN COCK, 12.5 x 20	E13
LEVER, R. STEERING HANDLE	F4	NUT, HEX., 5MM	F3	PACKING, DRIVE CHAIN CASE	F22
LIFTER ASSY., TENSIONER	E3	NUT, HEX., 6MM	F12	PACKING, FUEL FILLER CAP	F14
LIGHT ASSY., RR. COMBINATION	F26	NUT, HEX., 6MM	F13	PAD SET, FR.	F10
LOCK ASSY., SEAT	F15	NUT, HEX., 6MM	F15	PANEL COMP., FR. BRAKE	F9
LOCK COMP., SEAT	F15	NUT, HEX., 8MM	E5	PANEL COMP., RR. BRAKE	F12
		NUT, HEX., 8MM	F13	PEDAL COMP., BRAKE	F19
<b>(M)</b>		NUT, LOCK	F3	PEDAL, GEAR CHANGE	F19
MAINSHAFT (14T)	E15	NUT, LOCK	F3-1	PIN C, PILLION STEP	F20
MARK, BATTERY CAUTION	F32	NUT, LOCK, 14MM	E6	PIN, HANGER	F10
MARK, DRIVE CAUTION TWHITE*..... WHITE	F32	NUT, LOCK, 14MM	E7	PIN, PISTON	E14
MARK, DRIVE CAUTION *TBLACK*..... BLACK	F32	NUT, SPECIAL, 6MM	F12	PIN, SHIFT RETURN SPRING	E16
MARK, DRIVE CAUTION *TWHITE*..... WHITE	F32	NUT, SPECIAL, 6MM	F13	PIN, SPLIT, 1.6 x 15	F20
MIRROR ASSY L. BLACK	F3	NUT, STEERING STEM LOCK	F6	PIN, SPLIT, 2.0 x 15	F19
MIRROR ASSY R. BLACK	F3	NUT, TAPPET ADJUSTING	E2	PIN, SPLIT, 3.0 x 25	F21
MIRROR ASSY., L. BACK	F3-1	NUT, U, 10MM	F5	PIN, STOPPER	E6
MIRROR ASSY., R. BACK	F3-1	NUT, U, 12MM	F11	PINION, KICK STARTER (27T)	E17
MIRROR COMP., L.	F3	NUT, U, 12MM	F11-1	PIPE COMP., FR. FORK	F8
MIRROR COMP., L.	F3-1	NUT, U, 12MM	F13	PIPE COMP., IN.	E1
MIRROR COMP., R.	F3	NUT, U, 6MM	F12	PIPE COMP., STEERING HANDLE	F5
MIRROR COMP., R.	F3-1	NUT-WASHER, 6mm	E12	PIPE, OVERFLOW	E18
MOTOR ASSY., STARTER	E12			PIPE, SEAT	F8
MUFFLER COMP., EX...	F18			PISTON	E14
		<b>(O)</b>		PISTON	F10
		OIL SEAL, 11.6 x 24 x 10	E13	PISTON (0.25)	E14
<b>(N)</b>		OIL SEAL, 16 x 28 x 7	E5	PISTON (0.50)	E14
NEEDLE SET, JET	E18	OIL SEAL, 17 x 30 x 5	E15	PISTON (0.75)	E14
NUT B, BRAKE ROD ADJUSTING	F9	O-RING	E12	PISTON (1.00)	E14
NUT B, BRAKE ROD ADJUSTING	F19	O-RING	E18		
NUT, HEX. CAP, 8MM	F18				



## INDEXS DESCRIPTION

Description	Block No.	Description	Block No.	Description	Block No.
PIVOT, SHIFT DRUM STOPPER ARM	E16	RETAINER, KICK SPRING	E17	RUBBER, SEAT LOCK	F31
PLATE COMP., BRAKE	E5	RETAINER, SPRING	E6	RUBBER, STAND STOPPER	F21
PLATE COMP., CLUTCH CAM	E5	RETAINER, VALVE SPRING	E2	RUBBER, STEP	F20
PLATE COMP., CLUTCH LIFTER	E5	RIM, FR. WHEEL	F11-1	RUBBER, TAILLIGHT BRACKET	F28
PLATE COMP., GEARSHIFT DRUM STOPPER	E16	RIM, FR. WHEEL	F11		
PLATE COMP., PRIMARY DRIVE	E6	RIM, RR. WHEEL (1.60X17)	F13	<b>(S)</b>	
PLATE SET, VALVE	E18	RING	E12	SCREEN, OIL FILTER	E8
PLATE, BEARING	E13	RING SET, PISTON (0.25)	E14	SCREW SET	E18
PLATE, BEARING HOLDER	E15	RING SET, PISTON (0.50)	E14	SCREW SET	E18
PLATE, CLUTCH	E7	RING SET, PISTON (0.75)	E14	SCREW, 6x25	F31
PLATE, CLUTCH LIFTER	E7	RING SET, PISTON (1.00)	E14	SCREW, BLEEDER	F10
PLATE, CLUTCH PRESSURE	E7	RING SET, PISTON (STD.)	E14	SCREW, FLAT, 4x12	F4
PLATE, CLUTCH SIDE	E6	RING, HANDLE WEIGHT SNAP	F5	SCREW, INNER PANEL	F24
PLATE, DIAPHRAGM	F4	RING, OIL SEAL STOPPER	F8	SCREW, OVAL, 6x50	F5
PLATE, DRUM LOCK	E15	RING, PISTON	F8	SCREW, PAN, 5 x 11.5	F16
PLATE, FIXING	E15	RING, STOPPER	F8	SCREW, PAN, 5 x 11.5	F27
PLATE, PILLION STEP	F20	ROD COMP., RR. BRAKE	F19	SCREW, PAN, 5 x 12	F3
PLATE, STOPPER	E1	ROD KIT, CONNECTING	E14	SCREW, PAN, 5 x 12	F3-1
PLATE, TENSIONER SETTING	E3	ROLLER, 3x8.5	E16	SCREW, PAN, 5 x 25	F17
PLIERS, 135	F30	ROLLER, 4 x 23.8	E8	SCREW, PAN, 5 x 28	F3
PLUG, BEARING PUSH	E13	ROLLER, 4x10.8	E16	SCREW, PAN, 5 x 28	F3-1
PLUG, PIN	F10	ROLLER, 5 x 8	E6	SCREW, PAN, 5x11.5	F5
PLUG, SPARK (CPR6EA-9)(NGK)	E1	ROTOR, OIL PUMP INNER	E8	SCREW, PAN, 5x11.5	F31
PLUG, SPARK (CPR7EA-9)(NGK)	E1	ROTOR, OIL PUMP OUTER	E8	SCREW, PAN, 5x15	F31
PLUG, SPARK (U20EPR9)(DENSO)	E1	RUBBER A, HANDLE WEIGHT	F5	SCREW, PAN, 5x8	F18
PLUG, SPARK (U22EPR9)(DENSO)	E1	RUBBER A, INSERT	E4	SCREW, PAN, 6 x 6	E3
PLUNGER, CAM SETTING	E1	RUBBER A, TAILLIGHT MOUNTING	F26	SCREW, SIDE STAND PIVOT	F21
POST COMP., HANDLE	F5	RUBBER B, INSERT	E4	SCREW, SPECIAL, 5MM	F31
PROTECTOR	F4	RUBBER B, SEAT SETTING	F15	SCREW, SPECIAL, 6x15	F31
PROTECTOR COMP., R. COVER	E5	RUBBER C, INSERT	E4	SCREW, TAPPET ADJUSTING	E2
PUMP ASSY., OIL	E8	RUBBER, AIR CLEANER WATER GUARD	F29	SCREW, TAPPING, 3X14	F2
		RUBBER, BODY COVER MOUNTING	F16	SCREW, TAPPING, 4 x 12	F16
<b>(R)</b>		RUBBER, BODY COVER SETTING	F16	SCREW, TAPPING, 4 x 16	F25
RACE, STEERING BOTTOM BALL	F6	RUBBER, CHANGE PEDAL	F19	SCREW, TAPPING, 4x16	F26
RACE, STEERING BOTTOM CONE	F6	RUBBER, CLUTCH DAMPER	E6	SCREW, TAPPING, 4x12	F5
RACE, STEERING TOP BALL	F6	RUBBER, IGNITION COIL PROTECTOR	F29	SCREW, TAPPING, 5 x 25	F17
RACE, STEERING TOP CONE	F6	RUBBER, KICK STARTER	F19	SCREW, TAPPING, 5x12	F31
RAIL, RR. GRAB	F15	RUBBER, LUGGAGE BOX MOUNTING	F27	SCREW, TAPPING, 5X16	F2
RATCHET, STARTER DRIVE	E17	RUBBER, MAIN STEP MOUNTING	F5	SCREW, U-LOCK FLAT, 6 x 12	F29
RECTIFIER COMP., REGULATOR	F28	RUBBER, MAIN STEP MOUNTING	F20	SCREW, VISOR SPECIAL SETTING	F16
REFLECTOR, RR. REFLEX	F24	RUBBER, MUFFLER MOUNTING	F20	SCREW, VISOR SPECIAL SETTING	F31
RELAY COMP., STARTER	F28	RUBBER, PILLION STEP	F20	SCREW-WASHER, 4 x 10	E18
RELAY COMP., WINKER	F28	RUBBER, PROTECTOR MOUNTING	F18	SCREW-WASHER, 4 x 14	E18
RETAINER COMP., BALL	E5	RUBBER, SEAL	F15	SCREW-WASHER, 4x12	F4
RETAINER, FUEL UNIT	F14			SCREW-WASHER, 4x16	F5

## INDEXS DESCRIPTION

Description	Block No.	Description	Block No.	Description	Block No.
SCREW-WASHER, 4x20	F5	SPRING, BEARING PUSH	E13	STRIPE, SET #1 BLACK	F33
SCREW-WASHER, 5 x 10	E18	SPRING, BRAKE	E5	STRIPE, SET #1 BLACK	F33
SEAL SET, FR. FORK	F8	SPRING, BRAKE SHOE	F9	STRIPE, SET #1 BLACK	F33
SEAL SET, PISTON	F10	SPRING, BRAKE SHOE	F12	STRIPE, SET #1 BLACK RED	F33
SEAL, AIR CLEANER COVER	F17	SPRING, BRUSH	E12	STRIPE, SET #1 BLACK RED	F33
SEAL, VALVE STEM (NOK)	E2	SPRING, CAM PLATE SIDE	E5	STRIPE, SET #1 BLACK RED	F33
SEAT ASSY., DOUBLE	F15	SPRING, CHANGE FRICTION	E15	STRIPE, SET #1 BLACK RED	F33
SEAT B, SPRING	F8	SPRING, CHANGE SWITCH CONTACT	E16	STRIPE, SET #2 BLACK GREY	F33
SEAT, VALVE SPRING	E2	SPRING, CLUTCH	E7	STRIPE, SET #2 BLACK VIOLET	F33
SEAT, VALVE SPRING OUTER	E2	SPRING, FR. BRAKE ARM RETURN	F9	STRIPE, SET #2 HITAM SILVER	F33
SENSOR ASSY., SPEED	E13	SPRING, FR. FORK	F8	STRIPE, SET #2 HITAM SILVER	F33
SET RING, 20MM	E15	SPRING, GEARSHIFT ARM	E16	STRIPE, SET #2 HITAM SILVER	F33
SET RING, 20MM	E17	SPRING, GEARSHIFT RETURN	E16	STRIPE, SET #2 HITAM SILVER RED	F33
SET RING, 25MM	E6	SPRING, KICK RETURN	E17	STRIPE, SET #2 HITAM SILVER RED	F33
SHAFT, EX. ROCKER ARM	E2	SPRING, LOCK KEY SETTING	F15	STRIPE, SET #3 BLUE	F33
SHAFT, GEARSHIFT FORK	E16	SPRING, ONE WAY RETAINER	E6	STRIPE, SET #3 HITAM BIRU	F33
SHAFT, IN. ROCKER ARM	E2	SPRING, PAD	F10	STRIPE, SET #3 HITAM MERAH	F33
SHAFT, REDUCTION GEAR	E11	SPRING, PLUNGER	E1	STRIPE, SET #3 HITAM MERAH	F33
SHAFT, RR. BRAKE PIVOT	F21	SPRING, PRIMARY CLUTCH	E6	STRIPE, SET #3 HITAM SILVER BL	F33
SHAFT, SCREW DRIVER	F30	SPRING, REBOUND	F8	STRIPE, SET #3 HITAM SILVER BL	F33
SHIELD, L. LEG	F31	SPRING, SEAT LOCK	F15	STRIPE, SET #3 SILVER HITAM	F33
SHIELD, R. LEG	F31	SPRING, SHIFT DRUM STOPPER	E16	STRIPE, SET #4 HITAM MERAH	F33
SHOE SET, BRAKE	F9	SPRING, SIDE FRICTION	E6	STRIPE, SET #4 HITAM MERAH	F33
SHOE SET, BRAKE	F12	SPRING, STARTER PINION FRICTION	E17	STRIPE, SET #4 HITAM ORANGE	F33
SLEEVE, RR. WHEEL	F13	SPRING, STOP SWITCH	F19	STRIPE, SET #4 RED	F33
SLIDER CHAIN	F22-1	SPRING, SUB GEAR	E6	STRIPE, SET #4 RED	F33
SOCKET ASSY., BULB	F2	SPRING, VALVE	E2	STRIPE, SET #4 SILVER BIRU	F33
SOCKET COMP., HEADLIGHT	F1	SPROCKET, CAM (34T)	E3	STRIPE, SET #4 SILVER HITAM	F33
SPANNER, 10 x 12	F30	SPROCKET, DRIVE (14T)	E15	STRIPE, SET #5 HITAM BIRU	F33
SPANNER, 14 x 17	F30	SPROCKET, FINAL DRIVEN (35T)	F13	STRIPE, SET #5 HITAM BIRU	F33
SPEEDOMETER ASSY.	F2	SPROCKET, TIMING (17T)	E14	STRIPE, SET #5 SILVER BIRU	F33
SPEEDOMETER COMP.	F2	STAND COMP., MAIN	F21	STRIPE, SET #6 BLUE	F33
SPINDLE COMP., GEARSHIFT	E16	STATOR COMP.	E10	STRIPE, SET #6 BLUE	F33
SPINDLE, KICK STARTER	E17	STAY, FR. TOP COVER	F29	STRIPE, SET #6 PUTIH MERAH	F33
SPOKE SET (A11X183) (OUTSIDE)	F11-1	STAY, FR. TOP COVER	F29	STRIPE, SET #7 SILVER ORANGE	F33
SPOKE SET (A11X183.5) (INSIDE)	F11-1	STAY, L. UNDER COWL	F31	STRIPE, SET #7 SILVER ORANGE	F33
SPOKE SET A, 10X158.5 (OUTSIDE)	F13	STAY, LEG SHIELD	F31	SUB GEAR (20T)	E6
SPOKE SET A, 10X159 (INSIDE)	F13	STAY, R. UNDER COWL	F31	SUB HARNESS, BATTERY	F28
SPOKE SET A, 11x158.5 (OUTSIDE)	F11	STEM SUB ASSY., STEERING	F6	SUB HARNESS, SPEEDOMETER	F28
SPOKE SET A, 11x160 (INSIDE)	F11	STEM SUB ASSY., STEERING	F6	SUB HARNESS, SPEEDOMETER	F28
SPRING A, BRAKE ROD	F19	STOPPER COMP., GEARSHIFT DRUM	E16	SUSPENSION, WINKER RELAY (MITSUBA)	F28
SPRING A, MAIN STAND	F21	STOPPER, CABLE	F3	SWINGARM ASSY., RR.	F22-1
SPRING A, SIDE STAND	F21	STOPPER, CABLE	F3-1	SWINGARM SUB ASSY., RR.	F22
SPRING ASSY., RR. BRAKE RETURN	F19	STRAINER COMP., FUEL	F14	SWITCH ASSY., COMBINATION & LOCK	F29

## INDEXS DESCRIPTION

Description	Block No.	Description	Block No.	Description	Block No.
SWITCH ASSY., FR. STOP	F3	WASHER, 8MM	E5		
SWITCH ASSY., FR. STOP	F4	WASHER, CHAIN CASE SET	F22-1		
SWITCH ASSY., RR. STOP	F19	WASHER, CLUTCH SIDE	E6		
SWITCH ASSY., THROTTLE	E18	WASHER, LOCK	E6		
SWITCH SET, CHANGE	E13	WASHER, OIL BOLT	F4		
SWITCH UNIT, DIMMER	F5	WASHER, PLAIN	F3-1		
SWITCH UNIT, HORN	F5	WASHER, PLAIN	F3		
SWITCH UNIT, LIGHTING	F5	WASHER, PLAIN, 10MM	F23		
SWITCH UNIT, STARTING	F5	WASHER, PLAIN, 5MM	F18		
SWITCH UNIT, WINKER	F5	WASHER, PLAIN, 5MM	F19		
		WASHER, PLAIN, 6MM	F20		
<b>(T)</b>		WASHER, PLAIN, 6MM	F26		
TANK COMP., FUEL	F14	WASHER, PLAIN, 6MM	F31		
TENSIONER ASSY., CAM CHAIN	E3	WASHER, PLAIN, 8MM	F18		
THREAD COMP., STEERING HEAD TOP	F6	WASHER, SEALING, 6.5 x 12	E1		
TIRE, FR. (2.50-17) FF 135	F11	WASHER, SEALING, 8MM	E1		
TIRE, FR. (2.50-17) FF135	F11-1	WASHER, SEALING, 8MM	E1		
TIRE, RR. (2.75-17) FR135	F13	WASHER, SEAT LOCK	F15		
TOOL SET	F30	WASHER, SPECIAL, 12 x 23	E15		
TOP SET	E18	WASHER, SPECIAL, 12MM	E15		
TUBE A, FUEL	F14	WASHER, SPECIAL, 24 x 12 x 2.3	E10		
TUBE, AIR CLEANER CONNECTING	F17	WASHER, SPECIAL, 8MM	F8		
TUBE, AIR CLEANER DRAIN	F17	WASHER, SPLINE, 17MM	E15		
TUBE, AIR VENT	E18	WASHER, SPLINE, 20 x 1.2	E15		
TUBE, BRAKE PEDAL SPRING	F19	WASHER, SPRING, 5MM	F18		
TUBE, BREATHER	E13	WASHER, STEERING STEM NUT	F6		
TUBE, FUEL (5.3 x 230)	F14	WASHER, THRUST, 15.5MM	E17		
TUBE, FUEL, 5.3 x 370	F14	WASHER, THRUST, 15MM	E15		
TUBE, PRESSURE BOOST, 3.5 x 340	F14	WASHER, THRUST, 17MM	E7		
TUBE, TIRE (2.25/2.50-17)	F11	WASHER, THRUST, 20MM	E15		
TUBE, TIRE (2.25/2.50-17)	F11-1	WASHER, THRUST, 8MM	E5		
TUBE, TIRE (2.75-17) FR135	F13	WASHER, WAVE	F3-1		
TUBE, VINYL, 11 x 15 x 45	F17	WASHER, WAVE	F3		
		WASHER, WAVE	F10		
<b>(V)</b>		WEIGHT A, STEERING HANDLE	F5		
VALVE COMP., FLOAT	E18	WEIGHT A, STEERING HANDLE	F5		
VALVE SET, AIR CUT	E18	WEIGHT B, STEERING HANDLE	F5		
VALVE SET, THROTTLE	E18	WEIGHT B, STEERING HANDLE	F5		
VALVE, EX.	E2	WEIGHT SET, PRIMARY CLUTCH	E6		
VALVE, IN.	E2	WHEEL SUB ASSY., RR.	F13		
		WINKER ASSY., L. FR.	F25		
<b>(W)</b>		WINKER ASSY., R. FR.	F25		
WASHER B, LOCK	E6	WRENCH, EYE, 19	F30		
WASHER, 14MM	E7	WRENCH, SPARK PLUG	F30		
WASHER, 25 x 20.2 x 1	E17				
WASHER, 30 x 45 x 0.8	E6				
WASHER, 6.1MM	E16				

## Free Manuals Download Website

<http://myh66.com>

<http://usermanuals.us>

<http://www.somanuals.com>

<http://www.4manuals.cc>

<http://www.manual-lib.com>

<http://www.404manual.com>

<http://www.luxmanual.com>

<http://aubethermostatmanual.com>

Golf course search by state

<http://golfingnear.com>

Email search by domain

<http://emailbydomain.com>

Auto manuals search

<http://auto.somanuals.com>

TV manuals search

<http://tv.somanuals.com>