
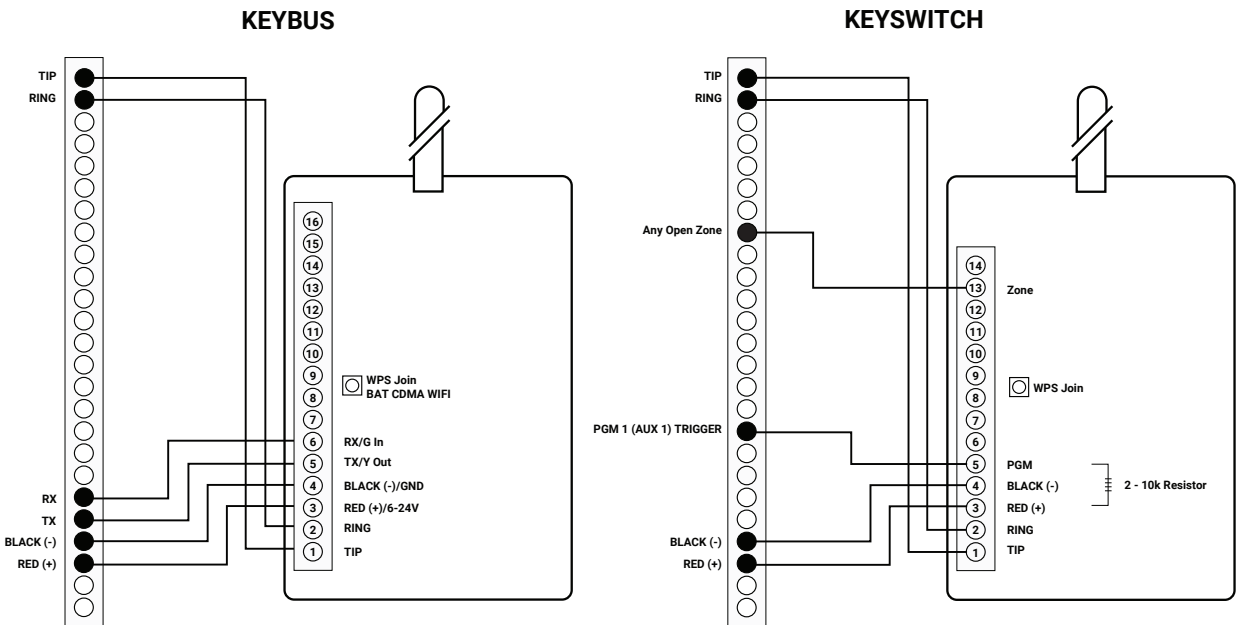


Quick Start Guide

BAT-CDMA • BAT-CDMA-WIFI • BAT-WIFI

-  You must be a registered dealer with ipDatatel in order to begin registering devices at www.alarmdealer.com with the MAC ID listed on the product packaging. If you are not a registered dealer with ipDatatel, please visit www.ipdatatel.com/newdealer to register now, or call 1.866.896.2944 ext. 1

- Attach your new ipDatatel device using the wiring diagram shown below.




NOTES: IPD-BAT-CDMA | IPD-BAT-WIFI | IPD-BAT-CDMA-WIFI

- GE Caddx (Nx4/6/8v2) - The GE Panel only uses 3 wires (Red, Black, Green) for Keybus Connections.
- GE Caddx (Nx4/6/8v2) - A 3.3k Resistor from terminals 3 and 5 on the BAT unit for Key Switch.
- DSC PowerSeries - A 5.6k Resistor from terminals 3 and 5 on the BAT unit for Key Switch.
- Honeywell - A 2k Resistor from terminals 3 and 5 on the BAT unit for Key Switch.
- WPS (WiFi Boards Only) - Press the SW1 button one time on the WiFi device. Press and hold the WPS button on the WIFI Router. LED 6 on the BAT will go solid when Router is found.
- For non-WPS Routers please visit our website to join via AP Configuration Tool.

- Need More Help? Scan this QR Code** 

For full product manuals, installation guides, and other resources visit us at www.ipdatatel.com/quickstart or call 1.866.896.2944 ext. 3



Limited Warranty Information

LIMITED WARRANTY

ipDatatel, LLC (hereinafter referred to as "Seller"), Located at 13110 Southwest Freeway, Sugar Land Texas 77478, warrants its "Product" to be in conformance with the product specification, and to be free from defects in materials and workmanship under normal use and service for a period of twelve (12) months from the date of original purchase. Seller's sole obligation shall be limited to repairing or replacing, at its option, free of charge for materials or labor, any product which is proved not to be within Seller's specifications of the Product, or proves defective in materials or workmanship under normal use and service. Any device manufactured that includes the Product mounted in a plastic enclosure must remain in the plastic enclosure for installation and regular use. At no point should the Product be removed and/or mounted without the plastic enclosure, and any non-compliance shall be deemed an alteration and void the Product Limited Warranty.

LIMITED LIABILITY

Seller shall have no liability or obligation under this Limited Warranty or otherwise for merchantability or fitness for any particular use; nor shall it extend its Limited Warranty, if the product is altered, or improperly installed, repaired, or serviced. There are no warranties, express or implied, that extend beyond those contained within this document. In no case shall Seller be liable to person or entity for any consequential, or any other basis of law or liability whatsoever, whether or not such loss or damage is caused by Seller's own negligence or fault. Seller does not represent that the Product may not be compromised or circumvented, or that it will provide the service intended; or that the Product will prevent any personal injury or property loss by burglary, robbery, or otherwise; or that the Product in all cases will provide adequate warning or detection. Customer understands that a properly installed and maintained alarm system may only reduce the risk of burglary, robbery, or other such events occurring without providing an alarm, but is not insurance or guarantee that such will not occur or that there will be no personal injury or property loss as a result.

Consequently, Seller shall have no liability for any personal injury, property damage or any other loss based on a claim that the Product or services therefrom, failed to give warning. However, if seller is held liable, directly or indirectly, for any loss or damage arising under this Limited Warranty or otherwise regardless of cause or origin, Seller maximum liability shall not in any case exceed the purchase price of the Product, which shall be the complete and exclusive remedy against Seller. This Limited Warranty replaces any previous warranty, and is the only warranty made by Seller for this Product. No increase or alteration, written or verbal.

FCC and Industry Canada Regulatory Compliance

FCC Warning / IC Statement

This device complies with Part 15 of the FCC Rules and with ICES-003, Issue 4 of Industry Canada. Operation is subject to the following two conditions:

- (1) This device may not cause harmful interference, and
- (2) This device must accept any interference received, including interference that may cause undesired operation.

Note:

This equipment has been tested and found to comply with the limits for a Class B digital device, pursuant to Part 15 of the FCC Rules. These limits are designed to provide reasonable protection against harmful interference in a residential installation. This equipment generates, uses and can radiate radio frequency energy and, if not installed and used in accordance with the instructions, may cause harmful interference to radio communications. However, there is no guarantee that interference will not occur in a particular installation. If this equipment does cause harmful interference to radio or television reception, which can be determined by turning the equipment off and on, the user is encouraged to try to correct the interference by one or more of the following measures:

- Reorient or relocate the receiving antenna.
- Increase the separation between the equipment and receiver.
- Connect the equipment into an outlet on a circuit different from that to which the receiver is connected.
- Consult the dealer or an experienced radio/TV technician for help.

Canada Avertissement de la FCC / IC Déclaration

Cet appareil est conforme à la Partie 15 des règlements de la FCC et ICES-003, 4 e édition d'Industrie Canada. Son fonctionnement est soumis aux deux conditions suivantes:

- (1) Cet appareil ne doit pas causer d'interférences nuisibles et
- (2) Cet appareil doit accepter toute interférence reçue, y compris les interférences qui peuvent perturber le fonctionnement.

Note:

Cet équipement a été testé et trouvé conforme aux limites pour un dispositif numérique de classe B, conformément à la Partie 15 des règlements de la FCC. Ces limites sont conçues pour fournir une protection raisonnable contre les interférences nuisibles dans une installation résidentielle. Cet équipement génère, utilise et peut émettre des fréquences radio et, s'il n'est pas installé et utilise en conformité avec les instructions, peut causer des interférences nuisibles aux communications radio. Cependant, il n'existe aucune garantie que des interférences ne se produiront pas dans une installation particulière. Si cet équipement provoque des interférences nuisibles à la réception radio ou de télévision, qui peut être déterminé en mettant l'équipement hors tension, l'utilisateur est encouragé à essayer de corriger l'interférence par un ou plusieurs des mesures suivantes:

- Réorienter ou déplacer l'antenne de réception.
- Augmenter la distance entre l'équipement et le récepteur.
- Branchez l'appareil dans une prise sur un circuit différent de celui auquel le récepteur est connecté.
- Consulter le revendeur ou un technicien radio / TV

Free Manuals Download Website

<http://myh66.com>

<http://usermanuals.us>

<http://www.somanuals.com>

<http://www.4manuals.cc>

<http://www.manual-lib.com>

<http://www.404manual.com>

<http://www.luxmanual.com>

<http://aubethermostatmanual.com>

Golf course search by state

<http://golfingnear.com>

Email search by domain

<http://emailbydomain.com>

Auto manuals search

<http://auto.somanuals.com>

TV manuals search

<http://tv.somanuals.com>