

GET BLENDING



DISCOVER MORE AT [KITCHENAID.COM/QUICKSTART](https://www.kitchenaid.com/quickstart)

For exciting recipes, demo videos, product registration, and more — our quick start page has what you need to help you get the most from your new product.

RECIPES



GUIDES



VIDEOS



SUPPORT



REGISTER



[KitchenAid.com](https://www.kitchenaid.com) | [KitchenAid.ca](https://www.kitchenaid.ca) | USA: 1.800.541.6390 | Canada: 1.800.807.6777

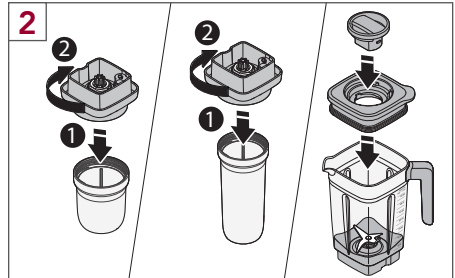
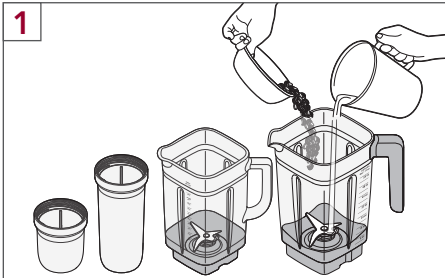
W11333855B
KSB40**, 7KSB40**
05/2019

®/™ ©2019 KitchenAid. All rights reserved. Used under license in Canada.

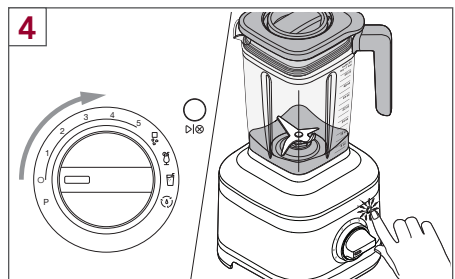
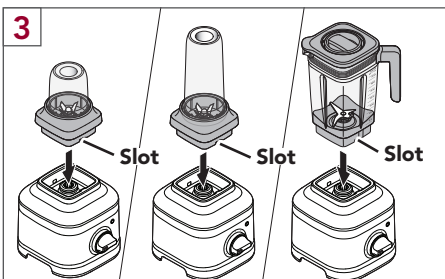
GET STARTED

QUICK START GUIDE

The KitchenAid® K400 Blender allows you to customize your blend with multiple jar options and a variable speed dial. For complete instructions and videos, go to www.KitchenAid.com/Quickstart.

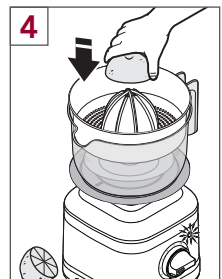
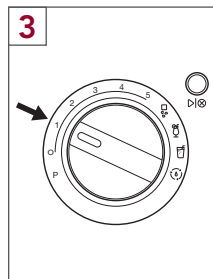
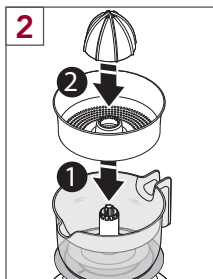
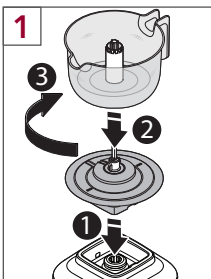


NOTE: Do not fill jars past the maximum capacity (8 oz, 16 oz, 48 oz and 56 oz).



ICON	DESCRIPTION
	Pulse.
	Manual variable speed control.
	Ice Crush.
	Icy Drink.
	Smoothie.
	Self-clean cycle.

Citrus Press (Maximum capacity: 32 oz)



NOTE: Please refer to your Use and Care Guide for detailed instructions.

PRÊT? MÉLANGEZ!



DÉCOUVREZ PLUS VISITEZ [KITCHENAID.COM/QUICKSTART](https://www.kitchenaid.com/quickstart)

Pour découvrir de nouvelles recettes, voir des vidéos de démonstration, l'enregistrement du produit, et plus – notre page de démarrage rapide comprend tout ce dont vous avez besoin pour vous aider à profiter de votre nouveau produit.

RECETTES



GUIDES



VIDEOS



ASSISTANCE



ENREGISTRER



[KitchenAid.com](https://www.kitchenaid.com) | [KitchenAid.ca](https://www.kitchenaid.ca) | USA: 1.800.541.6390 | Canada: 1.800.807.6777

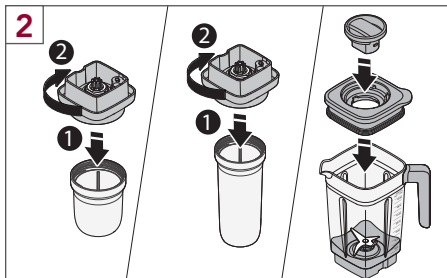
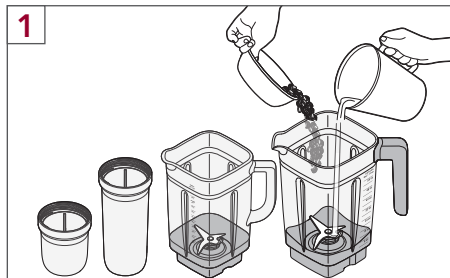
W11333855B
KSB40**, 7KSB40**
05/2019

®/™ ©2019 KitchenAid. Tous droits réservés. Utilisé sous licence au Canada.

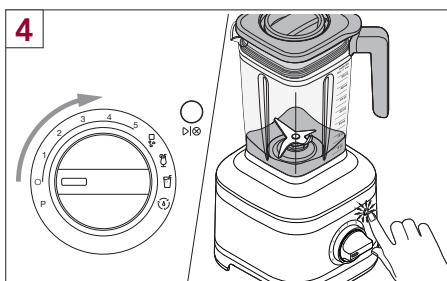
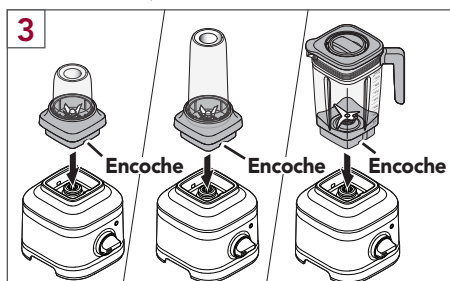
PREMIERS PAS

GUIDE DE DÉMARRAGE RAPIDE

Le mélangeur KitchenAid® K400 vous permet de personnaliser votre mélange avec les options de pichets multiples et le bouton de vitesse variable. Rendez-vous sur www.KitchenAid.com/Quickstart pour obtenir des instructions complètes et voir des vidéos de démonstration.

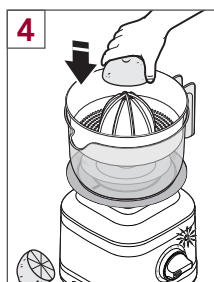
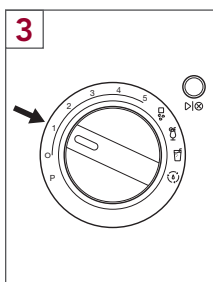
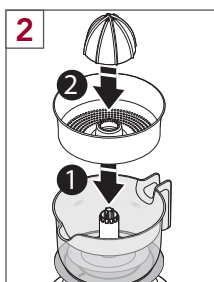
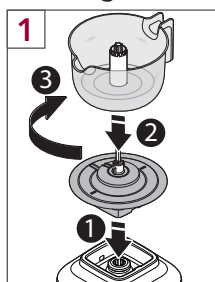


REMARQUE : Ne pas remplir les pots au-delà de leur capacité maximale (8 oz, 16 oz, 48 oz et 56 oz).



ICÔNE	DESCRIPTION
	Pulsation.
	Commande manuelle de vitesse variable.
	Broyage de glace.
	Boissons glacées.
	Smoothies.
	Programme d'autonettoyage.

Presse-agrumes (Capacité maximale : 32 oz)



REMARQUE : Veuillez consulter le Guide d'utilisation et d'entretien pour des instructions détaillées.

PREPÁRESE



DESCUBRA MÁS EN [KITCHENAID.COM/QUICKSTART](https://www.kitchenaid.com/quickstart)

Para ver recetas interesantes, videos con demostraciones o para registrar productos y más, consulte nuestra página de guía rápida para comenzar que tiene todo lo necesario para ayudarlo a sacar el máximo provecho de su nuevo producto.

RECETAS



GUÍAS



VIDEOS



SOPORTE
TÉCNICO



REGISTRO



[KitchenAid.com](https://www.kitchenaid.com) | [KitchenAid.ca](https://www.kitchenaid.ca) | USA: 1.800.541.6390 | Canada: 1.800.807.6777

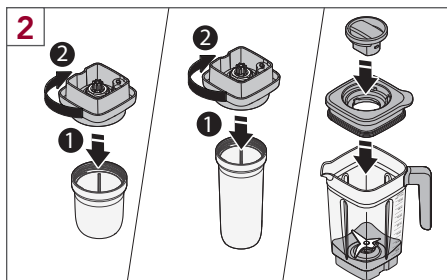
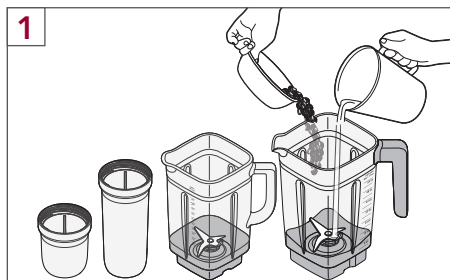
W11333855B
KSB40**, 7KSB40**
05/2019

®/™ ©2019 KitchenAid. Todos los derechos reservados. Usado en Canadá bajo licencia.

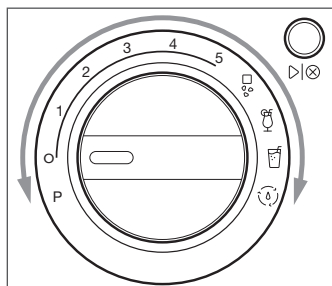
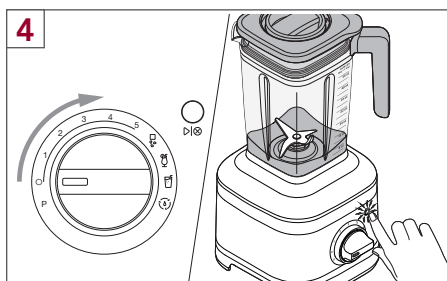
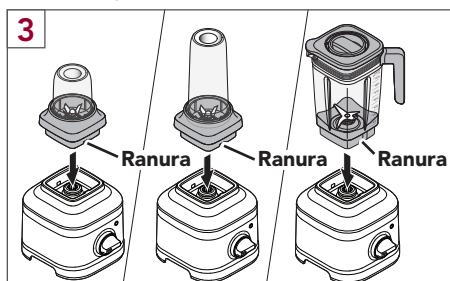
PARA COMENZAR

GUÍA RÁPIDA PARA COMENZAR

La licuadora KitchenAid® K400 le permite personalizar sus licuados en diferentes opciones de jarras y con diferentes velocidades. Para ver videos e instrucciones completas, visite www.KitchenAid.com/Quickstart.

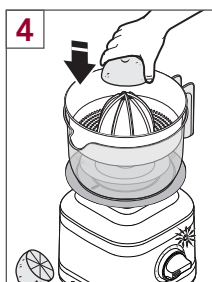
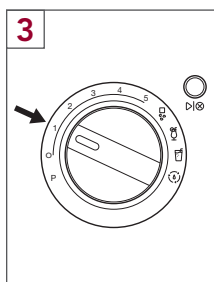
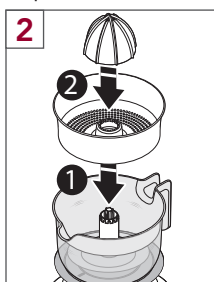
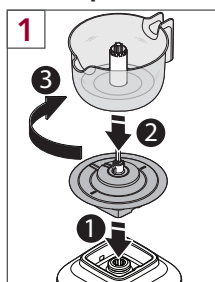


NOTA: No sobrepase la capacidad máxima de las jarras (8 onzas, 16 onzas, 48 onzas o 56 onzas).



ÍCONO	DESCRIPCIÓN
P	Pulsador.
1 A 5	Control manual de variación de velocidad.
	Hielo picado.
	Bebida helada.
	Licuada.
	Ciclo de autolimpieza.

Presna para cítricos (Capacidad máxima: 32 onzas)



NOTA: Consulte el Manual de uso y cuidado para ver instrucciones en más detalle.

Free Manuals Download Website

<http://myh66.com>

<http://usermanuals.us>

<http://www.somanuals.com>

<http://www.4manuals.cc>

<http://www.manual-lib.com>

<http://www.404manual.com>

<http://www.luxmanual.com>

<http://aubethermostatmanual.com>

Golf course search by state

<http://golfingnear.com>

Email search by domain

<http://emailbydomain.com>

Auto manuals search

<http://auto.somanuals.com>

TV manuals search

<http://tv.somanuals.com>