







Calculation Examples / 计算例子

CALCULATION / 计算 	OPERATION / 按键 	DISPLAY / 显示 
▼ Mixed / 混合运算		(0.)
2x3=6	2 \times 3 =	(6.)
123+456=579	123 $+$ 457 \rightarrow 6 =	(579.)
-7x9=-63	7 \rightarrow \times 9 =	(- 63.)
9+5x3.2+7-1=11.76	9 $+$ 5 \times 3 \rightarrow 2 $+$ 7 $-$ 1 =	(11.76)
(2+4)÷3x8.1=16.2	2 $+$ 4 \rightarrow 3 \times 8 \rightarrow 1 =	(16.2)
▼ Constant / 常数运算		
5x3=15	5 \times 3 =	(15.)
5x4=20	4 =	(20.)
6÷3=2	6 \div 3 =	(2.)
9÷3=3	9 =	(3.)
▼ Power / 次引运算		
4 ² = 16	4 \times^2 =	(16.)
▼ 1/n Reciprocal / 倒数运算		
$\frac{1}{2}$ = 0.5	2 \div =	(0.5)
▼ Percent / 百分比运算		
300x $\frac{27}{100}$ =81	300 \times 27 $\%$ =	(81.)
$\frac{11.2}{56}$ x100=20	11 \rightarrow 2 \div 56 $\%$ =	(20.)
120+(\$120x17.5%) =141	120 $+$ 17 \rightarrow 5 $\%$ =	(141.)
120-(\$120x17.5%) =99	120 $-$ 17 \rightarrow 5 $\%$ =	(99.)

▼ Memory / 记忆运算		(0.)
3x4= 12	3 \times 4 $\text{M} \text{B}$ =	(M 12.)
-) 6÷0.2= 30	6 \div 0.2 $\text{M} \text{B}$ =	(M 30.)
-18	$\text{M} \text{B}$ =	(M 18.)
+)	200 $\text{M} \text{B}$ =	(M 200.)
182	$\text{M} \text{B}$ (Recall Memory)	(M 182.)
	$\text{M} \text{B}$ (Clear Memory)	(182.)
▼ Overflow / 溢出运算		
12345678x7890	12345678 \times 7890 $\text{M} \text{B}$ =	(E 9.740739942)
= 97407399420	$\text{M} \text{B}$ =	(9.740739942)
(ERROR / 溢出)		
6 ÷ 0 = 0	6 \div 0 $\text{M} \text{B}$ =	(E 0.)
(ERROR / 溢出)	$\text{M} \text{B}$ =	(0.)
9999999999 (Add to memory/ 记忆加算)	9999999999 $\text{M} \text{B}$ =	(M 9'999'999'999)
123 (Add to memory/ 记忆加算)	123 $\text{M} \text{B}$ =	(M 0.)
	$\text{M} \text{B}$ =	(M 0.)
	$\text{M} \text{B}$ =	('999'999'999)

Taking Care Of Your Calculator 操作注意事项



佳能电产香港有限公司

香港新界葵涌货柜码头路八十二至一百号
永得利广场第一期十七楼

北京博怡嘉华科贸有限公司

北京西城区西直门外大街1号院T2号11层C11-C12

POWER SUPPLY

This calculator comes with a dual power source. The duration of alkaline battery depends entirely on individual usage. When the battery is exhausted, you can still use the solar cell to power the calculator.

(**Note:** Do not attempt to change the battery by yourself. Have a Canon Service Center change the battery for you).

AUTOMATIC POWER-OFF FUNCTION

When the power is turned "ON" and none of the keys are pressed for more than

10 minutes, the calculator turns off automatically to save power. Press $\frac{\text{ON}}{\text{C/CE}}$ key to re-start the calculator. "0" will appear in the display.

- Electromagnetic interference or electrostatic discharge may cause the display to malfunction or the contents of the memory to be lost or altered. Should this occur, press the $\frac{\text{ON}}{\text{C/CE}}$ and $\frac{\text{RM}}{\text{CM}}$ (twice) key and restart your calculation from the beginning.

CANCELLING THE ENTRIES

Press $\frac{\text{ON}}{\text{C/CE}}$ key to clear mis-entered number and re-enter correctly. Press $\frac{\text{ON}}{\text{C/CE}}$ successively to clear all registered calculation except memory. For shifting and correcting an entered number, press the $\frac{\text{ON}}{\text{C/CE}}$ key. The right most digit of a number will be deleted.

OVERFLOW FUNCTIONS

In the following cases, "ERROR" will be shown on the display. The keyboard is electronically locked, and further operation is impossible. Press $\frac{\text{ON}}{\text{C/CE}}$ key to clear the overflow. The overflow occurs when:

1. The result or the memory content exceeds 12 digits.
2. Dividing by "0".

SPECIFICATION

Power Source: Solar Cell and Alkaline battery (LR1130 X 1)

Usable Temperature: 0°C to 40°C (32°F to 104°F)

Dimensions: 106mm (W) x 132mm (L) x 31mm (H)
4-11/64" (W) x 5-13/64" (L) x 1-7/32" (H)

Weight: 100g (3.5 oz)

(Subject to change without notice)

- 在使用本产品前, 请务必先仔细阅读本使用说明书。

供电电源

本计算器配有两种电源。硷性电池的使用时间完全取决于个别的使用情况。电池耗尽后, 您仍然可使用太阳能电池给计算器供电。

(**注:** 不要试图自行更换电池, 请到佳能维修服务中心, 专业人员为您更换电池。)

自动关闭电源功能

当本机开关处于“ON”(意“开启”)状态时, 在**10分钟**以上的情况下不按任何键, 计算器将会自动关闭电源以节电。欲重启计算器请按 $\frac{\text{ON}}{\text{C/CE}}$ 键。此时显示幕上显示“0”字样。

- 电磁干扰或静电放电可引起显示故障或内存中的内容丢失或改变。如果发生这种情况, 请按 $\frac{\text{ON}}{\text{C/CE}}$ 或 $\frac{\text{RM}}{\text{CM}}$ (两次) 键重新开始计算。

取消款项

按 $\frac{\text{ON}}{\text{C/CE}}$ 键来取消错误输入的款项, 再输入正确的款项。再按 $\frac{\text{ON}}{\text{C/CE}}$ 键可清除所有运算记录除了记忆运算。要转移或改正已输入的款项, 可按 $\frac{\text{ON}}{\text{C/CE}}$ 键, 最右边的数字会被除。

溢出功能

出现下述情况时, 显示幕上将显示出"ERROR"字样。键盘被以电子方式锁定, 无法进一步进行计算。按下 $\frac{\text{ON}}{\text{C/CE}}$ 键可清除溢出。可导致溢出的情况如下:

1. 计算结果或存储内容超过12位元。
2. 进行除以“0”的计算。

规格

电源: 太阳能电池及硷性电池(LR1130 X 1)

工作温度范围: 0°C - 40°C (32°F - 104°F)

尺寸: 106毫米(宽) x 132毫米(长) x 31毫米(高)

重量: 100克

(规格如有改动恕不另行通知)

Free Manuals Download Website

<http://myh66.com>

<http://usermanuals.us>

<http://www.somanuals.com>

<http://www.4manuals.cc>

<http://www.manual-lib.com>

<http://www.404manual.com>

<http://www.luxmanual.com>

<http://aubethermostatmanual.com>

Golf course search by state

<http://golfingnear.com>

Email search by domain

<http://emailbydomain.com>

Auto manuals search

<http://auto.somanuals.com>

TV manuals search

<http://tv.somanuals.com>