

AM CARD RADIO & SOLAR CALCULATOR

英 西 125-B MA Printed in Japan

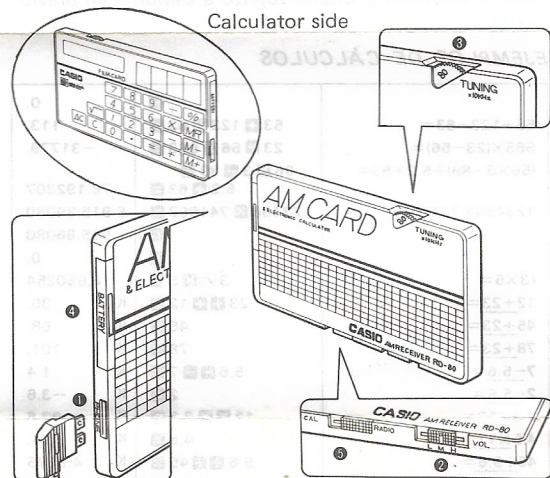
English

Dear Customer,
Thank you very much for purchasing a CASIO card radio with calculator. We hope it will provide you with hours of enjoyment. To use this marvel of electronic technology to its full potential, we recommend you spend some time reading the information given here. We should also like to suggest you take note of the following guidelines to keep the unit in good working order.

- Special care should be taken not to damage the unit by bending or dropping it. Do not, for example, carry it in your hip pocket.
- This unit is composed of precision electronic parts. Therefore, never touch the components inside of the case.
- Avoid exposing the unit to temperatures below 32°F (0°C) or above 104°F (40°C).
- Protect the unit from extremely dusty or humid conditions.
- Use care not to put excessive pressure on the *display* or *solar battery*.
- Avoid pushing the keyboard with a sharp, pointed object such as a pencil or knife.
- Clean only with a soft, dry cloth. Never use volatile liquids such as thinner or benzine.
- If servicing is required, contact the nearest dealer.

GENERAL GUIDE

Calculator side



1 EARPHONE JACK (POWER JACK)

Radio power is turned ON when the earphone is inserted. Turned OFF when removed.

* Refer to the illustration shown above for proper connection of the Earphone plug.

2 VOLUME CONTROL

Set to one of three positions (Low, Medium, High).

3 TUNING CONTROL

Rotate to tune in the desired frequency (525 ~ 1,605 kHz).

- BATTERY HOLDER (See BATTERY MAINTENANCE)**
Pull to remove and change the battery.

- CAL/RADIO SWITCH**
Set to "CAL" when using the calculator and to "RADIO" when using the radio. Even when set to radio, power is turned OFF when the earphone is removed.

ANTENNA

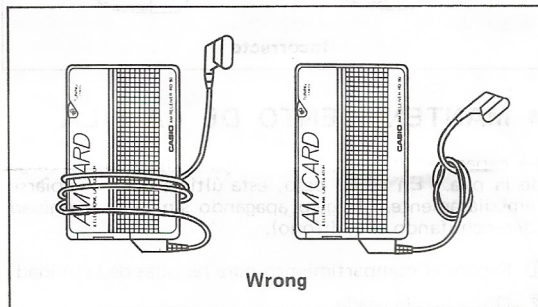
The unit is provided with a built-in ferrite bar antenna.

* Reception will sometimes be weak when the unit is used inside of a vehicle or a building. In this case, the unit should be placed as near to a window as possible.

EARPHONE

Only the earphone that came with the unit can be used.

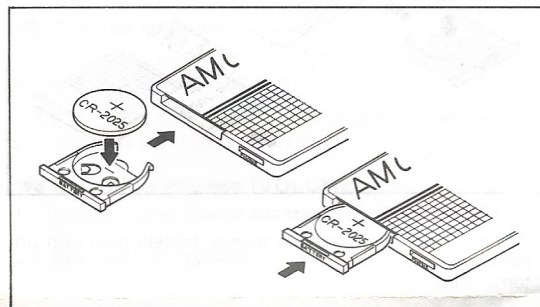
NOTE: Wrapping the earphone wire around the unit or otherwise coiling the wire can damage the wire and lead to malfunction.



BATTERY MAINTENANCE

As the power of the battery weakens, reception will be poor and the battery should be replaced. Be sure to turn the power of the unit OFF (remove the Earphone plug) before changing the battery.

- ① Pull the battery holder from the unit.
- ② Remove the old battery.
- ③ Place a new battery on the holder.
- ④ Ensure that the plus terminal (flat side) of the battery is facing up.
- ⑤ Replace the battery holder with the new battery into the unit.



* Before inserting a new battery, be sure to thoroughly wipe it off with a dry cloth to maintain good contact.

* Do not leave a dead battery in the unit since it may leak and cause malfunction.

* Remove the battery when the unit is not used for extended periods.


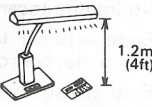
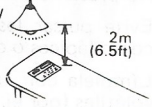
* Keep the battery away from children. If swallowed, consult a doctor immediately.

NOTE:

To conserve battery power, be sure to remove the Earphone plug when not listening to the radio.

■ SOLAR BATTERY (Calculator)

The solar battery converts light into electrical energy. When there is insufficient light or when the light source is temporarily blocked, the display may blank out or show irregular figures. If this happens, place the unit where there is sufficient light, press the **AC** key and restart your calculation.

Outdoors, near a window or in an office	
Fluorescent lighting	15W 
Incandescent lighting	100W 

■ SPECIFICATIONS

● RADIO

Frequencies	: AM: 525 ~ 1,605 kHz
Antenna	: Ferrite bar antenna (built-in)
Output jack	: Earphone (micro jack)
Power consumption	: 12mW
Power supply	: DC3V CR-2025 battery
Battery life	: Approx. 30 hours

● CALCULATOR

Capacity	: 8 digits
Power source	: Amorphous silicon solar battery
Operating brightness	: Over 80 Lux

Dimensions : 5.8 (H) x 85.5 (W) x 54 (D) mm
(7/32"H x 3-3/8"W x 2-1/8"D)

Weight : 38g (1.3 oz) including battery

Accessories : Lithium CR-2025 battery
Earphone 32Ω

*Specifications and design are subject to change without notice.

CALCULATION EXAMPLES

	AC	0.
53+123-63=	53 + 123 = 63 =	113.
963×(23-56)=	23 = 56 × 963 =	-31779.
(56×3-89)÷5.2+63=	56 × 3 = 89 ÷ 5.2 + 63 =	78.192307
123456×741852=	123456 × 741852 =	E 915.86080
	C	915.86080
	AC	0.
$\sqrt{3} \times 5 =$	3 √ × 5 =	8.660254
12+23=	23 + 12 =	K 35.
45+23=	45 +	K 68.
78+23=	78 +	K 101.
7-5.6=	5.6 - 7 =	K 1.4
2-5.6=	2 -	K -3.6
2.3×12=	12 × 2.3 =	K 27.6
4.5×12=	4.5 ×	K 54.
45÷9.6=	9.6 ÷ 45 =	K 4.6875
78÷9.6=	78 ÷	K 8.125
1500×26÷100=	1500 × 26 ÷	390.
3620+(3620×15÷100)=	3620 × 15 ÷ 100 +	4163.
4750-(4750×4÷100)=	4750 × 4 ÷	4560.
75÷250×100=	75 ÷ 250 ×	30.
(141-120)÷120×100=	141 - 120 ÷	17.5
753÷(1-0.25)=	753 ÷ 25 ÷	1004.
1004-753=		251.
80×9=720	80 × 9 =	M 720.
-)50×6=300	50 × 6 =	M 300.
20×3= 60	20 × 3 =	M 60.
480	480	M 480.

Free Manuals Download Website

<http://myh66.com>

<http://usermanuals.us>

<http://www.somanuals.com>

<http://www.4manuals.cc>

<http://www.manual-lib.com>

<http://www.404manual.com>

<http://www.luxmanual.com>

<http://aubethermostatmanual.com>

Golf course search by state

<http://golfingnear.com>

Email search by domain

<http://emailbydomain.com>

Auto manuals search

<http://auto.somanuals.com>

TV manuals search

<http://tv.somanuals.com>