





Cisco Unified Wireless IP Phone 7921G User Quick Reference Guide

Service Features	Access
Power <ul style="list-style-type: none"> • Turn On • Turn Off 	Press and hold until phone powers on. Press and hold until phone powers off.
Place a call <ul style="list-style-type: none"> • Internal Call • Local call 	Dial Ext. No. (4 digits) + Dial 0 + Tel. No. +
Answer a call Disconnect a call	Press , Answer or button. Press or EndCall .
Speakerphone	Press and hold . To use the handset, press and hold button again.
Mute	Press . To cancel, press button again.
Redial	Press <i>twice</i> or Options > Redial .
Call Hold <ul style="list-style-type: none"> • Put a line on hold • Reconnect 	Press Hold . Press Resume .
Call Transfer <ul style="list-style-type: none"> • Transfer • Reconnect 	Choose Options > transfer , enter a target No., then press Options > transfer again. Press EndCall to cancel.
Call Conference <ul style="list-style-type: none"> • Set conference • Remove any conference participant 	Choose Options > Confm , enter the participant Tel. No., then press Options > Confm again to join. (<i>repeat to add additional participants</i>) Choose Options > Conflist , then choose Options > Remove to remove.
Access Voicemail System	Press Message or press and hold (<i>1key</i>).
Call Log (<i>each stores up to 100 records</i>) <ul style="list-style-type: none"> • Dial from call log • Display details for a single call record 	Press (<i>Directory</i>) Choose Missed Calls / Received Calls / Placed Calls . Scroll to a phone No. Press Dial or Press Details . (<i>Display: called number, calling number, day & time</i>)
Keypad Lock <ul style="list-style-type: none"> • Set Lock • Unlock 	Press (<i># key</i>). Press any key and Yes .
Toggle ringer to Vibrate <ul style="list-style-type: none"> • Turn On • Turn Off 	Press and hold (<i>* key</i>). To activate ring, press (<i>* key</i>).













City University VoIP Quick Reference
Cisco IP Phone 7921

<p>Volume</p> <ul style="list-style-type: none">• Adjust ring volume • Adjust handset or speaker volume	<p>Press  up or down when idle.</p> <p>Press  up or down during a call.</p>
---	---




Cisco Unified Wireless IP Phone 7921G User Quick Reference Guide

Phone Screen Icons


















Line and Call States

	Incoming call		Busy line in a speed-dial, call log, or directory listing (BLF)
	Call on hold		Idle line in a speed-dial, call log, or directory listing (BLF)
	Connected call		Speed-dial, call log, or directory listing (BLF status unknown)
	Off hook		Intercom line in idle state
	Shared line in use		Intercom line in one-way audio
	Call Forwarding enabled		Intercom line in two-way audio

Line Features

	Phone line		Service URL		Voice message
---	------------	---	-------------	---	---------------

Other Features

	Mute on		Battery charge status
	Headset active		Docked in desktop charger
	Speaker mode active		Docked in desktop charger with ringer off (silent mode)
	Ringer off (silent mode)		Keypad locked
	Ring and vibrate on		Business number for a contact
	Vibrate only on		Home number for a contact
	Application active		Mobile number for a contact
	Radio signal status		Other number for a contact
	No radio signal		

Free Manuals Download Website

<http://myh66.com>

<http://usermanuals.us>

<http://www.somanuals.com>

<http://www.4manuals.cc>

<http://www.manual-lib.com>

<http://www.404manual.com>

<http://www.luxmanual.com>

<http://aubethermostatmanual.com>

Golf course search by state

<http://golfingnear.com>

Email search by domain

<http://emailbydomain.com>

Auto manuals search

<http://auto.somanuals.com>

TV manuals search

<http://tv.somanuals.com>