

PRODUCT FEATURES:

- Retains select factory features in select Subaru vehicles while functioning with an aftermarket radio.
- Pre-programmed to retain factory Steering Wheel Controls.
- Retains StarLink functionality.
- Retains factory Auxiliary Input.
- Retains factory backup camera (see note on diagram below).
- Includes antenna adapter.

PARTS INCLUDED:



SWRSU-38C Module



SU-38C Harness

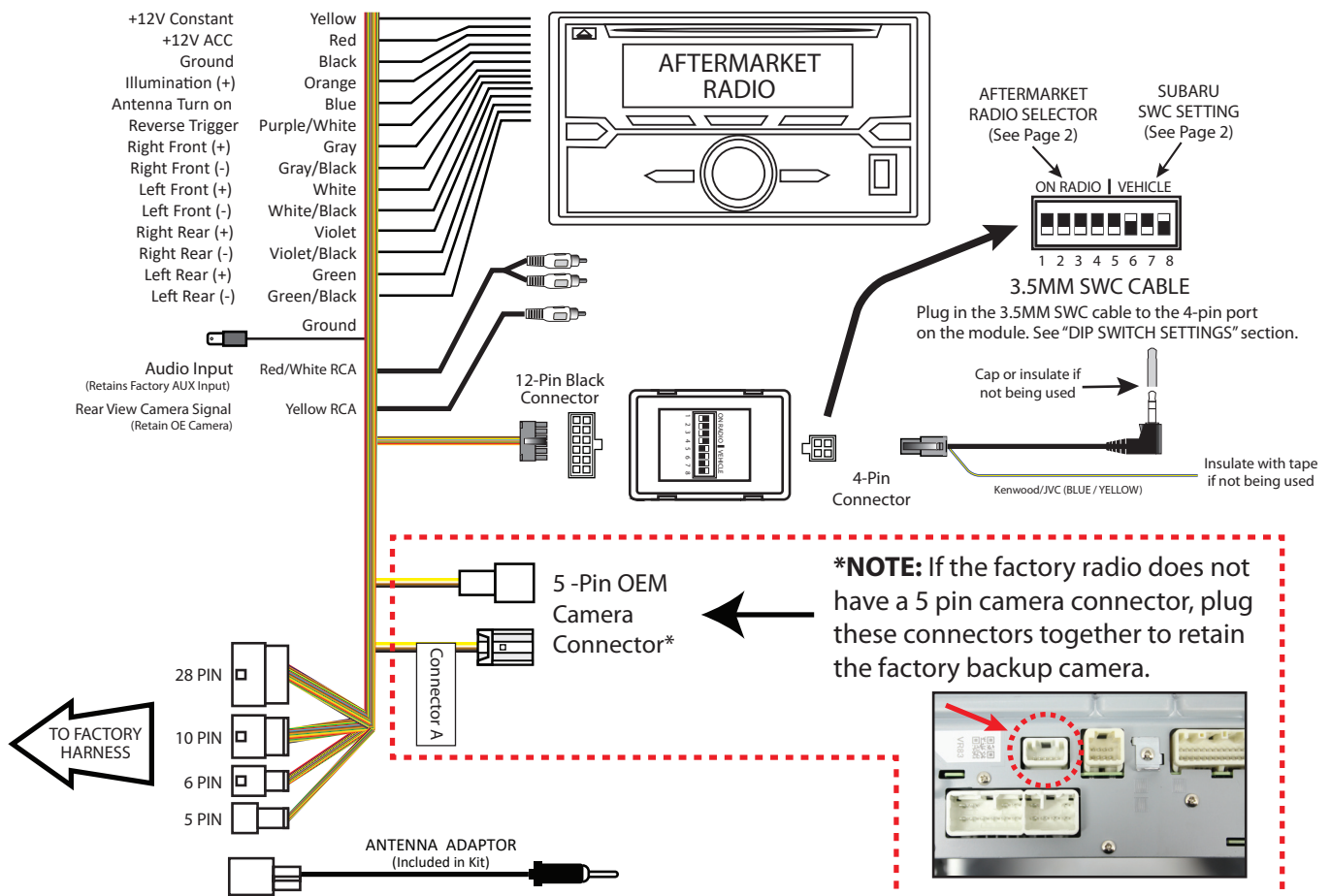


Antenna Adapter



SWC Cable

INSTALLATION DIAGRAM:



STARLINK RETENTION:

To retain Starlink, separate the Starlink module from the radio and reconnect the harness and antenna connectors to the module. Stuff the Starlink module back into the dash and secure it with zip ties or tape to prevent it from rattling.

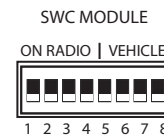
NOTE: The front speaker audio will be lost if the StarLink module is removed from the system.



DIP SWITCH SETTINGS:

AFTERMARKET RADIO DIP SWITCH SETTINGS:

RADIO BRAND:	DIP:	1	2	3	4
Atoto, Dual, Farenheit, Jensen, Pioneer		OFF	OFF	ON	ON
Power Acoustik, Soundstream		OFF	OFF	ON	ON
Blaupunkt, Most off-brand Radios		OFF	OFF	ON	ON
Alpine		OFF	OFF	OFF	OFF
Clarion		OFF	ON	ON	OFF
Kenwood		OFF	ON	ON	ON
JVC		OFF	ON	OFF	ON
Boss, Old Sony		OFF	ON	OFF	OFF
New Sony		OFF	OFF	ON	OFF

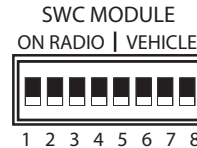


NOTE: For Atoto, Blaupunkt, Dual, Farenheit, Power Acoustik, Soundstream, and most off-brand radios, check the aftermarket radio's manual to see if the SWC buttons need to be programmed.

SUBARU STEERING WHEEL CONTROL DIP SWITCH SETTING:

There are 2 possible DIP switch settings for the Subaru SWC as follows. Try the one that matches your vehicle.

Subaru	DIP:	5	6	7	8
#1		ON	OFF	OFF	ON
#2		OFF	ON	OFF	ON



3.5MM SWC CABLE

Plug in the 3.5MM to 4-Pin SWC cable to the SWC module and the 3.5mm plug to the aftermarket radio SWC port.

NOTE: Insulate the Blue/Yellow wire or 3.5mm plug if not being used.

For aftermarket radios that have wires for SWC connections, cut off the 3.5mm plug on the Crux SWC Cable and connect the SWC wires as follows:

Note that there are some radios that only have SWC1 and SWC2, in this case "shield" does not need to be connected.



VEHICLE APPLICATIONS:

SUBARU

2017 - 2020	BRZ	2016 - 2020	Impreza
2015	XV Crosstrek	2015 - 2020	Outback
2016 - 2020	Crosstrek	2016 - 2020	WRX
2015 - 2020	Forester		

NOTE:

For non-amplified systems only.



Free Manuals Download Website

<http://myh66.com>

<http://usermanuals.us>

<http://www.somanuals.com>

<http://www.4manuals.cc>

<http://www.manual-lib.com>

<http://www.404manual.com>

<http://www.luxmanual.com>

<http://aubethermostatmanual.com>

Golf course search by state

<http://golfingnear.com>

Email search by domain

<http://emailbydomain.com>

Auto manuals search

<http://auto.somanuals.com>

TV manuals search

<http://tv.somanuals.com>