

## PRODUCT FEATURES:

- Retains factory features in select Toyota vehicles while functioning with an aftermarket radio.
- Pre-programmed to retain factory Steering Wheel Controls.
- iPhone Voice Recognition (VR) feature from SWC on select radios.
- Retains OE Rear View Camera.
- Supports BT-HF/A2DP/AVRCP profile on select aftermarket radio models.
- Supports Pick Up/End Call, Pick up and Toggle between 1st and 2nd incoming call, AVRCP Track, Seek.
- EIA color coded wiring for easy installation.

## PARTS INCLUDED:



SWRTY-61N MODULE



SWRTY-61N HARNESS



USB Retention Cable

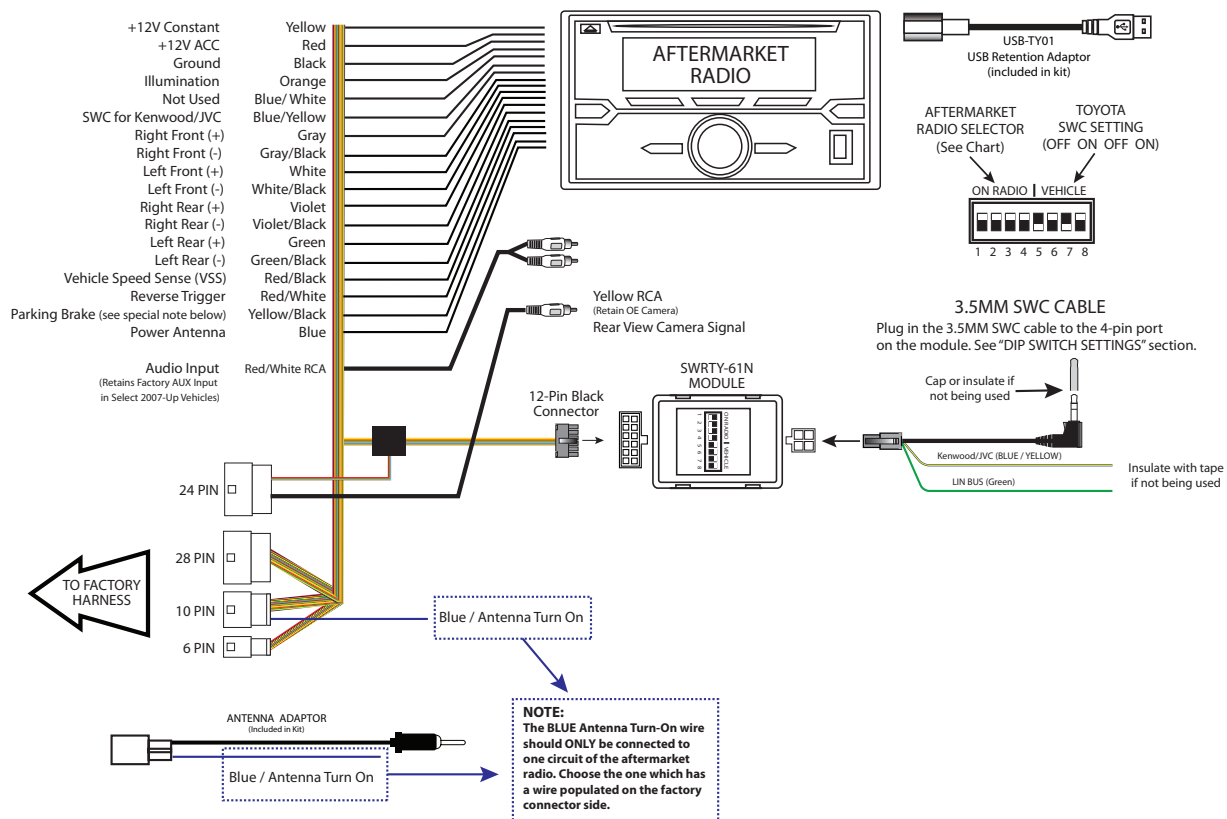


SWC CABLES



SWC 3.5MM PLUG ADAPTER

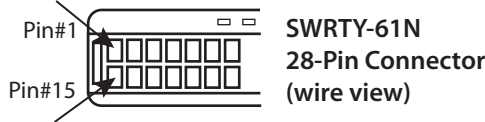
## INSTALLATION DIAGRAM:



**SPECIAL NOTE:**

On 2013 Toyota Sequoia and Tundra, the parking brake wire (RED wire) is in position#1 on the OEM 28-pin connector. Please insert the YELLOW/BLACK wire on the SWRTY-61N harness into position#1. For all other models, please insert into position# 15. Please check that you are inserting the pin into the correct location as it is difficult to remove it again. The locking tab of the pin should be facing UP when it is inserted into the connector.

**For 2013 Sequoia & Tundra**

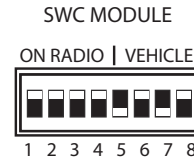


**For all other models**

**DIP SWITCH SETTINGS:**

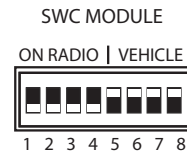
**TOYOTA STEERING WHEEL CONTROL DIP SWITCH SETTING:**

DIP:	5	6	7	8
Toyota	OFF	ON	OFF	ON



**AFTERMARKET RADIO DIP SWITCH SETTINGS:**

RADIO BRAND:	DIP:	1	2	3	4
Dual, Fahrenheit, Jensen, Pioneer		OFF	OFF	ON	ON
Power Acoustik, Soundstream		OFF	OFF	ON	ON
Alpine		OFF	OFF	OFF	OFF
Clarion		OFF	ON	ON	OFF
Kenwood		OFF	ON	ON	ON
JVC		OFF	ON	OFF	ON
Boss, Old Sony		OFF	ON	OFF	OFF
New Sony		OFF	OFF	ON	OFF



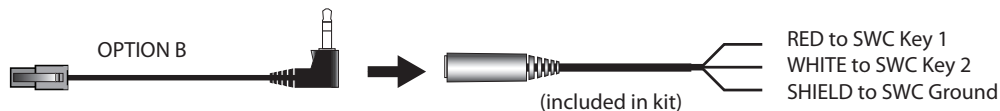
**3.5MM SWC CABLE**

Plug in the 3.5MM to 4-Pin SWC cable to the SWC module.

NOTE: Insulate the Blue/Yellow and Green wires if not being used.

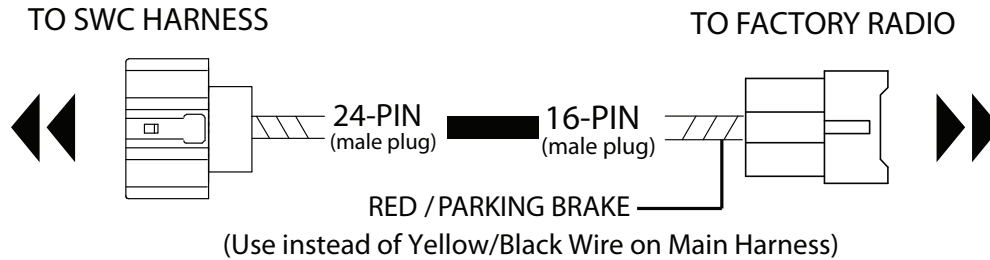
**SWC 3.5MM PLUG ADAPTER:**

Use the supplied 3.5MM SWC Plug adapter for aftermarket radios that do not have a 3.5mm SWC jack.



**24 TO 16 PIN ADAPTER:**

Some vehicles do not have the 24-Pin Video Input connector. Instead, they have a 16-Pin connector that controls the video input for the camera. Use the optional adaptor and connect to the T-harness to convert the harness to work with the 16-Pin connector style.



**VEHICLE APPLICATIONS:**

**TOYOTA**

2012 - 2017	4Runner	2012 – 2017	RAV4
2012 - 2017	Avalon	2012 - 2017	Sequoia**
2012 - 2017	Camry	2012 - 2017	Tacoma
2012 - 2016	Corolla	2014 - 2017	Tundra**
2013 - 2017	Highlander*	2012 - 2015	Venza

\*Note: 2013-2017 Highlander vehicles without OEM Navigation radio will NOT retain the factory back up camera.

\*\* See Special Note on page 2.



## Free Manuals Download Website

<http://myh66.com>

<http://usermanuals.us>

<http://www.somanuals.com>

<http://www.4manuals.cc>

<http://www.manual-lib.com>

<http://www.404manual.com>

<http://www.luxmanual.com>

<http://aubethermostatmanual.com>

Golf course search by state

<http://golfingnear.com>

Email search by domain

<http://emailbydomain.com>

Auto manuals search

<http://auto.somanuals.com>

TV manuals search

<http://tv.somanuals.com>