



## Additional Handset for Emerson Digital Cordless Phone models:

EM7000, EM7120, EM7120-2



## User Guide EM7HS

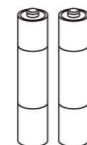
### In the box



Handset

Base

Line Cord



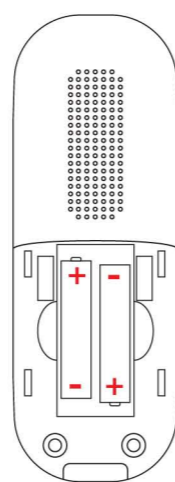
2 AAA Rechargeable Ni-MH Batteries



User Guide

### Installing the batteries

1. Open the battery cover on the back of the handset.
2. Insert the two (2) AAA rechargeable batteries with the (+) and (-) poles correctly aligned into the battery compartment.
3. Close the battery cover.
4. Place the handset on the base to charge.



Before using for the first time, charge the handset for 12-16 hours

### Adding Additional Handsets

Follow the instructions below to add this additional handset to your Emerson Digital Cordless Phone.

**NOTE:** It is possible to register up to 4 additional handsets to the base unit for a total of 5 handsets. If you would like to purchase additional handsets, please contact our Customer Service department at:

1-877-768-8481 (Toll Free)  
Monday – Friday: 8AM-10PM (EST)

#### Registering Your Handset

1. Locate the Paging [ ] button located on the base of your Emerson Digital Cordless Phone. Press and hold the Paging [ ] button.
2. While holding the Paging [ ] button on the base, press the [menu OK] button on your Handset.
3. When the display shows PIN, enter the base PIN and press [menu OK]. When the handset registers with the base, it is assigned a handset number.
4. Press [menu OK] to confirm.

Release the Paging [ ] button on the base.

**NOTE:** The Master PIN is required before you can register or unregister handsets. The PIN is 0000.

#### De-Register a Handset

1. Press [menu OK], scroll using the [ ] key to Services and press [menu OK].
2. Scroll down to **UNREGISTER** and press [menu OK].
3. Enter the 4 digit master PIN and press [menu OK]. Display shows the first registered handset number.
4. Scroll [ ] or [ ] to select the handset you want to delete and press [menu OK].

**UNREGISTERED** is displayed on the handset screen.

**NOTE:** You must use one handset to delete another. You cannot delete the handset that is currently in use.

### LOCATION:

You need to place your Emerson Digital Cordless Phone base within 3.5 feet of a socket outlet and telephone wall socket so that the cables will reach. The socket-outlet should be installed near the equipment and should be easily accessible. Make sure that it is at least 3 feet away from other electrical appliances to avoid distortion or interference. Your Emerson Digital Cordless Phone works by sending radio signals between the handset and base. The strength of the signal depends on where you place the base. Placing it as high as possible ensures the best signal.

### HANDSET RANGE

The unit has a range of up to 200 yards outdoors when there is a clear line of sight between the base and handset. Any obstruction between the base and handset will reduce the range significantly. With the base indoors and the handset either indoors or outdoors, the range will normally be up to 100 feet. Thick concrete and stone walls can severely affect the range.

### SIGNAL STRENGTH

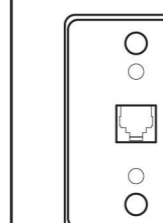
The [ ] icon on your handset indicates that you are within range of the base. When out of range of the base, the [ ] icon disappears. If you are on a call, you will hear a warning beep.

The line will hang up if the handset moves out of range of the base. Move closer to the base. The handset will automatically reconnect to the base.

### Rechargeable battery warning

- This equipment contains a rechargeable battery.
- Rechargeable batteries are known to the State of California to cause cancer.
- Do not short-circuit the battery.
- The rechargeable batteries contained in this equipment may explode if disposed of in a fire.
- Do not charge the battery used in this equipment in any charger other than the one designed to charge this battery as specified in the owner's manual. Using another charger may damage the battery or cause it to explode.

### Telephone jack requirements



Modular Telephone Line Jack

To use this phone, you must have an RJ11C modular telephone jack. If you do not have a modular jack, please call your local telephone company to find out how to get one installed.

### Important installation information

- Never install telephone wiring during a lightning storm.
- Never touch uninsulated telephone wires or terminals, unless the telephone line has been disconnected at the network interface.
- Use caution when installing or modifying telephone lines.
- Never install telephone jacks in wet locations unless the jack is specifically designed for wet locations.
- Temporarily disconnect any equipment connected to the phone, such as faxes, other phones, or modems.



**CAUTION: Disconnect the phone cord from the wall outlet before installing or replacing the batteries. (Only for telephones which require batteries)**

### Important safety instructions

When using your telephone equipment, basic safety precautions should always be followed to reduce the risk of fire, electric shock and injury to persons, including the following:

1. Do not use this product near water, for example, near a bath tub, wash bowl, kitchen sink or laundry tub, in a wet basement or near a swimming pool.
2. Avoid using a telephone (other than a cordless type) during an electrical storm. There may be a remote risk of electric shock from lightning.
3. Do not use the telephone to report a gas leak in the vicinity of the leak.
4. Use only the power cord and batteries indicated in this manual. Do not dispose of batteries in a fire. They may explode. Check with local codes for possible special disposal instructions.

Warning! The cords on this product and / or accessories contain lead, a chemical known to the State of California to cause birth defects or other reproductive harm. Wash hands after handling.



**CAUTION: RISK OF EXPLOSION IF BATTERY IS REPLACED BY AN INCORRECT TYPE. DISPOSE OF USED BATTERIES ACCORDING TO THE INSTRUCTIONS. USE ONLY WITH EMERSON MODEL NO.EM6120-2**

## SAVE THESE INSTRUCTIONS

#### WARNING:

TO PREVENT FIRE OR ELECTRICAL SHOCK HAZARD, DO NOT EXPOSE THIS PRODUCT TO RAIN OR MOISTURE.



The lightning flash with arrowhead symbol, within an equilateral triangle, is intended to alert the user to the presence of uninsulated "dangerous voltage" within the product's enclosure that may be of sufficient magnitude to constitute a risk of electric shock to persons.



**CAUTION**  
RISK OF ELECTRIC SHOCK  
DO NOT OPEN  
WARNING: TO REDUCE THE RISK OF ELECTRIC SHOCK, DO NOT REMOVE COVER (OR BACK). NO USER-SERVICEABLE PARTS INSIDE. REFER SERVICING TO QUALIFIED SERVICE PERSONNEL.



The exclamation point within the equilateral triangle is intended to alert the user to the presence of important operating and maintenance (servicing) instructions in the literature accompanying the product.

See marking on bottom / back of product.

### Compliance information

Your telephone equipment is approved for connection to the Public Switched Telephone Network and is in compliance with parts 15 and 68, FCC Rules and Regulations and the Technical Requirements for Telephone Terminal Equipment published by ACTA.

#### FCC Part 68 information

##### 1. Notification to the Local Telephone Company

On the bottom of this equipment is a label indicating, among other information, the US number and Ringer Equivalence Number (REN) for the equipment. You must, upon request, provide this information to your telephone company. The REN is useful in determining the number of devices you may connect to your telephone line and still have all of these devices ring when your telephone number is called. In most (but not all) areas, the sum of the RENs of all devices connected to one line should not exceed 5. To be certain of the number of devices you may connect to your line as determined by the REN, you should contact your local telephone company.

A plug and jack used to connect this equipment to the premises wiring by the ACTA. A compliant telephone cord and modular plug is provided with this product. It is designed to be connected to a compatible modular jack that is also compliant. See installation instructions for details.

#### Notes

- This equipment may not be used on coin service provided by the telephone company.
- Party lines are subject to state tariffs, and therefore, you may not be able to use your own telephone equipment if you are on a party line. Check with your local telephone company.
- Notice must be given to the telephone company upon permanent disconnection of your telephone from your line.
- If your home has specially wired alarm equipment connected to the telephone line, ensure the installation of this product does not disable your alarm equipment. If you have questions about what will disable alarm equipment, consult your telephone company or a qualified installer.

**US Number is located on the cabinet bottom.  
REN Number is located on the cabinet bottom.**

#### 2. Rights of the Telephone Company

Should your equipment cause trouble on your line which may harm the telephone network, the telephone company shall, where practicable, notify you that temporary discontinuance of service may be required. Where prior notice is not practicable and the circumstances warrant such action, the telephone company may temporarily discontinue service immediately. In case of such temporary discontinuance, the telephone company must: (1) promptly notify you of such temporary discontinuance; (2) afford you the opportunity to correct the situation; and (3) inform you of your right to bring a complaint to the Commission pursuant to procedures set forth in Subpart E of Part 68, FCC Rules and Regulations.

The telephone company may make changes in its communications facilities, equipment, operations or procedures where such action is required in the operation of its business and not inconsistent with FCC Rules and Regulations. If these changes are expected to affect the use or performance of your telephone equipment, the telephone company must give you adequate notice, in writing, to allow you to maintain uninterrupted service.

#### FCC Part 15 information

This device complies with Part 15 of the FCC Rules. Operation is subject to the following two conditions: (1) This device may not cause harmful interference; and (2) This device must accept any interference received, including interference that may cause undesired operation.

This equipment has been tested and found to comply with the limits for a Class B digital device, pursuant to Part 15 of the FCC Rules. These limits are designed to provide reasonable protection against harmful interference in a residential installation.

Privacy of Communications may not be ensured when using this product.

This equipment generates, uses, and can radiate radio frequency energy and, if not installed and used in accordance with the instructions, may cause harmful interference to radio communications. However, there is no guarantee that interference will not occur in a particular installation. If this equipment does cause harmful interference to radio or television reception, which can be determined by turning the equipment off and on, the user is encouraged to try to correct the interference by one or more of the following measures:

- Reorient or relocate the receiving antenna (that is, the antenna for radio or television that is "receiving" the interference).
- Reorient or relocate and increase the separation between the telecommunications equipment and receiving antenna.
- Connect the telecommunications equipment into an outlet on a circuit different from that to which the receiving antenna is connected.

If these measures do not eliminate the interference, please consult your dealer or an experienced radio/television technician for additional suggestions. Also, the Federal Communications Commission has prepared a helpful booklet, "How To Identify and Resolve Radio/TV Interference Problems."

This booklet is available from the U.S. Government Printing Office, Washington, D.C. 20402. Please specify stock number 004-000-00345-4 when ordering copies.

**Notice: The changes or modifications not expressly approved by the party responsible for compliance could void the user's authority to operate the equipment.**

#### FCC RF exposure information

This product complies with FCC radiation exposure limits under the following conditions:

- The base must be placed to allow a minimum of 20cm (8 inches) between the antenna and all persons during normal operation.
- The base must not be collocated or operated in conjunction with any other antenna or transmitter.
- The handset is designed for body-worn operation and meets FCC RF exposure guidelines when used with any belt clip, carrying case, or other accessory supplied with this product. (All necessary accessories are included in the package; any additional or optional accessories are not required for compliance with the guidelines.) Third party accessories (unless approved by the manufacturer) should be avoided as these might not comply with FCC RF exposure guidelines.

#### Hearing Aid Compatibility

This telephone meets FCC standards for Hearing Aid Compatibility.

### Limited Warranty

#### 90 Days Limited Warranty

In the unlikely event that this product is defective, or does not perform properly, you may within ninety (90) days from your original date of purchase return it to the authorized service center for repair or exchange.

#### TO OBTAIN WARRANTY SERVICE:

- Call the Customer Support number located below, or go to our website portal to receive an SRO number.
- Provide proof of the date of purchase within the package (Dated bill of sale).
- Prepay all shipping costs to the authorized service center, and remember to insure your return.
- Include a return shipping address (no P.O. Boxes), a telephone contact number, and the defective unit within the package.
- Describe the defect or reason you are returning the product.

Your product will be repaired or replaced, at our option, for the same or similar model of equal value if examination by the service center determines this product is defective. Products received damaged as a result of shipping will require you to file a claim with the carrier.



The shipping address of the authorized service center is:

**Southern Telecom Inc.  
Attention: Returns Department  
14-C 53rd Street  
Brooklyn, NY 11232**

Should you have any questions or problems concerning this product, please contact our customer service department at:

☎ **1-877-768-8481 (Toll Free)**  
Monday - Friday: 8AM - 10PM (EST)  
✉ [www.southern telecom.com](http://www.southern telecom.com)  
Click on "Product Support"

#### Warranty service not provided

This warranty does not cover damage resulting from accident, misuse, abuse, improper installation or operation, lack of reasonable care, and unauthorized modification. This warranty is voided in the event any unauthorized person opens, alters or repairs this product. All products being returned to the authorized service center for repair must be suitably packaged.

#### Limitation of Warranty:

THE WARRANTY STATED ABOVE IS THE ONLY WARRANTY APPLICABLE TO THIS PRODUCT. ALL OTHER WARRANTIES, EXPRESS OR IMPLIED (INCLUDING ALL IMPLIED WARRANTIES OF MERCHANTABILITY OR FITNESS FOR A PARTICULAR PURPOSE) ARE HEREBY DISCLAIMED. REPAIR OR REPLACEMENT AS PROVIDED UNDER THIS WARRANTY IS THE EXCLUSIVE REMEDY OF THE CONSUMER. SOUTHERN TELECOM INC. SHALL NOT BE LIABLE FOR INCIDENTAL OR CONSEQUENTIAL DAMAGES RESULTING FROM THE USE OF THIS PRODUCT OR ARISING OUT OF ANY BREACH OF ANY EXPRESS OR IMPLIED WARRANTY ON THIS PRODUCT. THIS DISCLAIMER OF WARRANTIES AND LIMITED WARRANTY ARE GOVERNED BY THE LAWS OF THE STATE OF NEW YORK. EXCEPT TO THE EXTENT PROHIBITED BY APPLICABLE LAW, ANY IMPLIED WARRANTY OF MERCHANTABILITY OR FITNESS FOR A PARTICULAR PURPOSE ON THIS PRODUCT IS LIMITED TO THE APPLICABLE WARRANTY PERIOD SET FORTH ABOVE.

Some states do not allow the exclusion nor limitation of incidental or consequential damages, or limitations on how long an implied warranty lasts so the above limitations or exclusions may not apply to you. This warranty gives you specific legal rights, and you also may have other rights that vary from state to state.



Distributed by: AIT, Inc. Brooklyn NY 11232  
© 2010 All rights reserved

Emerson and the G-Clef logo are registered trademarks of Emerson Radio Corp. Parsippany, New Jersey USA

#### Information for DECT products

This telephone is compliant with the DECT 6.0 standard which operates in the 1.92GHz to 1.93GHz frequency range.

Installation of this equipment is subject to notification and coordination with UTAM.

Any relocation of this equipment must be coordinated through and approved by UTAM.

UTAM may be contacted at 1-800-429-8826.





## Free Manuals Download Website

<http://myh66.com>

<http://usermanuals.us>

<http://www.somanuals.com>

<http://www.4manuals.cc>

<http://www.manual-lib.com>

<http://www.404manual.com>

<http://www.luxmanual.com>

<http://aubethermostatmanual.com>

Golf course search by state

<http://golfingnear.com>

Email search by domain

<http://emailbydomain.com>

Auto manuals search

<http://auto.somanuals.com>

TV manuals search

<http://tv.somanuals.com>