

KONICA MINOLTA

PARTS GUIDE MANUAL

AUGUST 2006

magicolor 2550DN
A00V014

KONICA MINOLTA BUSINESS TECHNOLOGIES, INC.

INFORMATION FOR PARTS GUIDE MANUAL

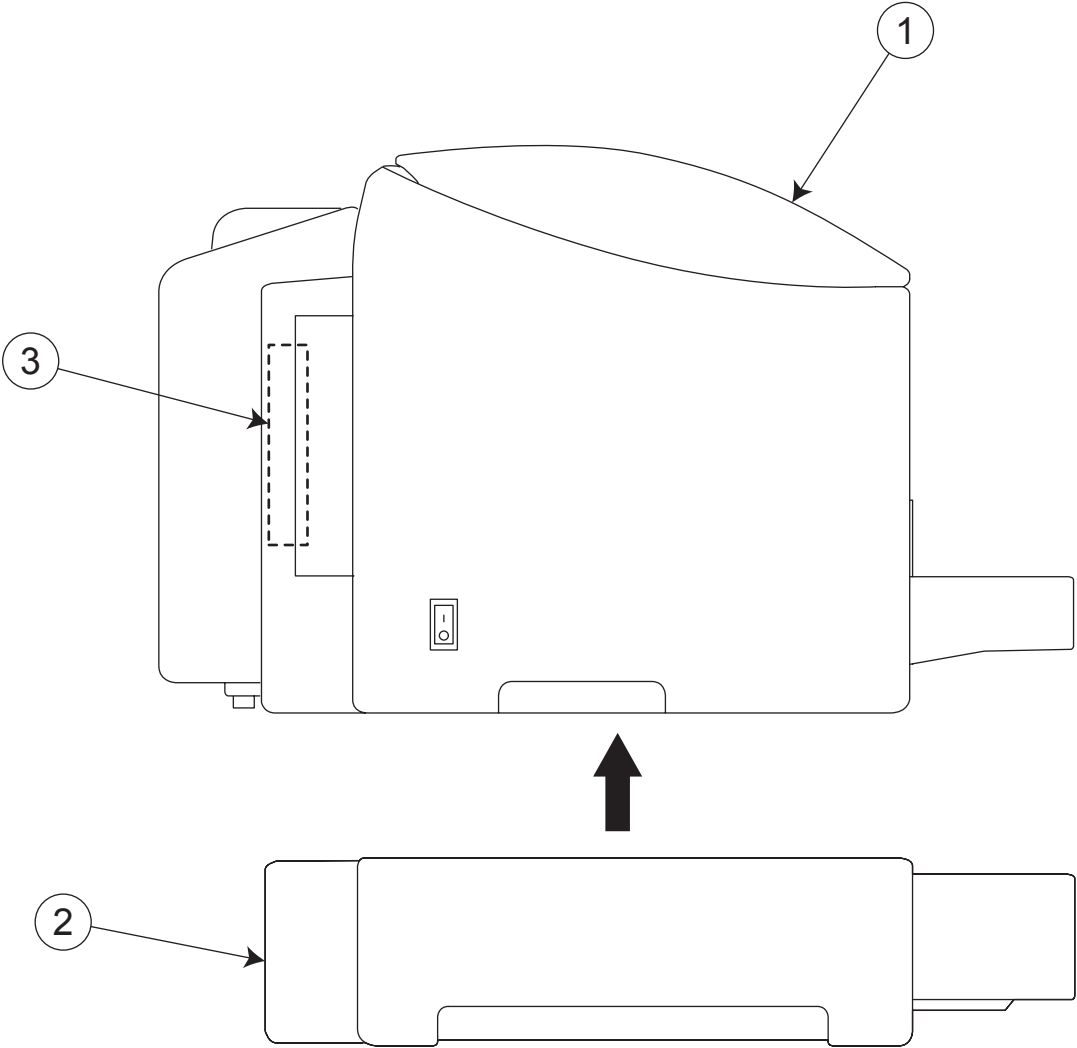
To find correct Parts No., refer to the "HOW TO MAKE THE BEST USE OF THIS MANUAL" in the following page.

HOW TO MAKE THE BEST USE OF THIS MANUAL

- 1 When you order, please check the proper figures beforehand that are on Our Parts Guide Manual, and order with the appropriate figures.
- 2 For screws, Nuts, Washers, retaining rings and Pins which are used in this model, one letter is shown on the Standard parts column of Parts list and exploded diagrams.
- 3 In order to maintain safety of the product, some specific parts composed of this product are set up as "essential safety parts".
- 4 The assigned parts number for the "essential safety parts" is indicated as "SP00-****".
When replacing these parts, follow precautions for disassembling and installing which are listed in the Service Manual.
Do not use any parts that are not set up as
- 5 ♣ means that there are exclusive parts for each destination.
Please check the appropriate destination when you order.
- 6 Revision Mark
Marked as ▲ on the illustration shows that the revision has been made.
- 7 All rights reserved. (any reprints or quotations are prohibited.)
Use of this parts guide manual should be strictly supervised to avoid disclosure of confidential information.

08/31/2006

SYSTEM OUTLINE

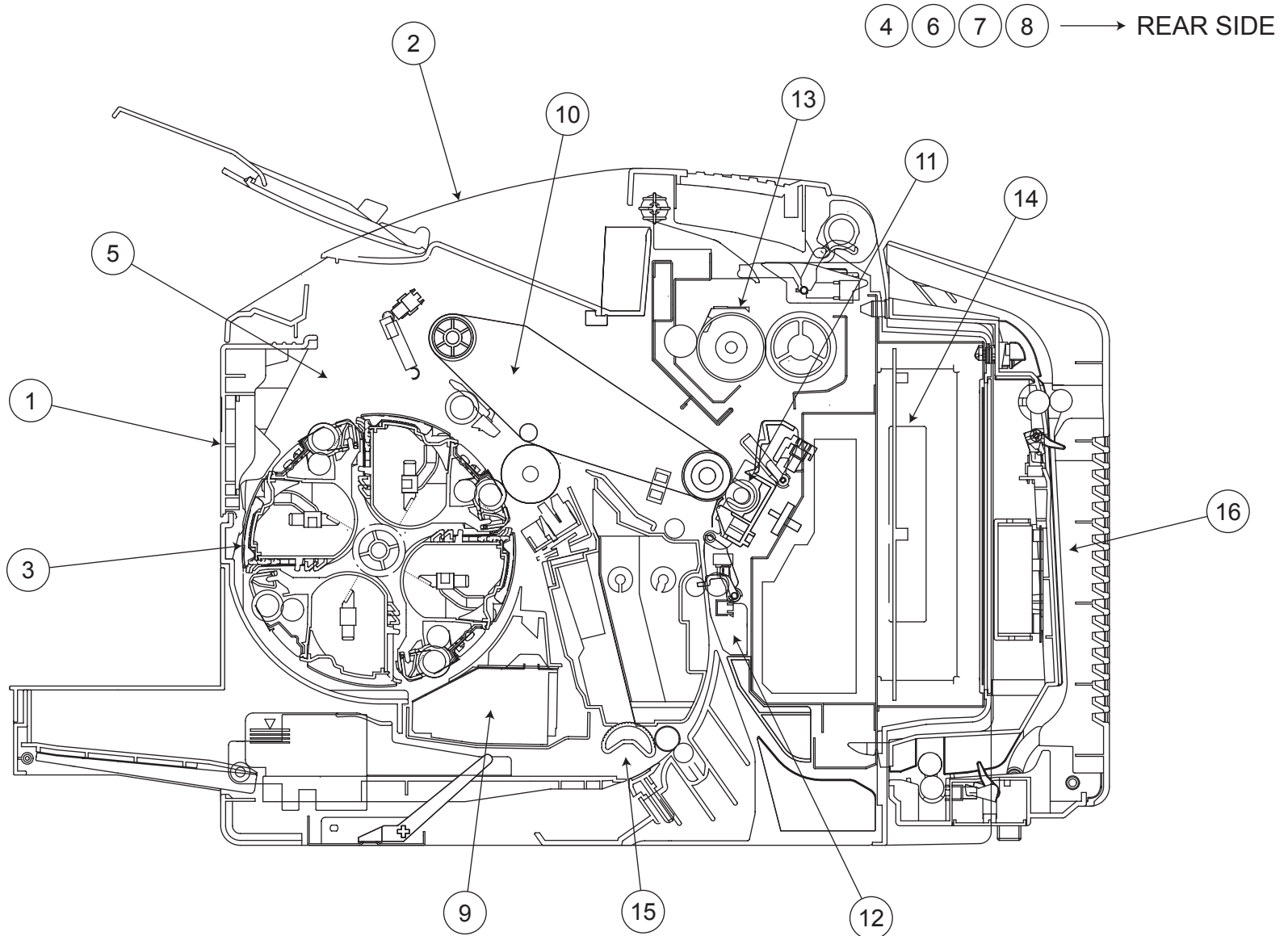


magicolor 2550DN

GENERAL CONTENTS

No.	Description	Model
1	PRINTER COLOR	magicolor 2550DN
2	PAPER FEEDER	Lower Feeder Unit
3	OTHER OPTION	Hard Disk Kit

DIAGRAM OF MAIN PARTS SECTION



magicolor 2550DN

CONTENTS

No.	DESCRIPTION	PAGE No.
1	EXTERNAL PARTS	P1
2	TOP COVER SECTION	P2
3	MAIN FRAME SECTION	P3
4	LEFT FRAME SECTION	P4
5	RIGHT FRAME SECTION	P5 P6 P7
6	FUSING DRIVE SECTION	P8
7	PAPER TRANSPORT DRIVE SECTION	P9
8	RACK DRIVE SECTION	P10
9	PRINT HEAD SECTION	P11
10	TRANSFER SECTION	P12
11	2ND TRANSFER SECTION	P13
12	VERTICAL TRANSPORT SECTION	P14
13	FUSING SECTION	P15
14	ELECTRICAL COMPONENTS	P16
15	PAPER TAKE-UP SECTION	P17 P18 P19
16	DUPLEX UNIT	P20 P21 P22
17	WIRING	P23 P24 P25
18	WIRING FOR DUPLEX UNIT	P26
19	WIRING ACCESSORIES AND JIGS	P27
20	ACCESSORY PARTS	P28

INDEX

Parts No.	Page No.
0990 2064 02	20-14
1075 1411 01	12-5
1500 2620 07	1-11
4004 2222 01	18-18
4030 3093 01	22-1
4036 2549 01	15-14
4057 0101 15	20-19
4057 0201 01	20-11
4057 3701 04	20-24
4057 3702 02	20-1
4057 3703 03	20-22
4057 3704 04	20-13
4057 3705 02	20-15
4057 3706 03	20-21
4057 3709 02	20-23
4057 3710 02	20-2
4057 3711 01	20-3
4057 3712 01	22-14
4057 3713 02	20-18
4057 3715 01	21-7
4057 3716 01	21-2
4057 3717 01	21-1
4057 3718 01	21-3
4057 3720 01	22-19
4057 3722 02	22-2
4057 3725 01	22-4
4057 3726 01	22-18
4057 3730 03	20-12
4057 3734 01	22-9
4057 3735 01	22-7
4057 3737 01	20-7
4057 3740 01	22-5
4057 3742 03	20-9
4057 3745 01	20-4
4057 3745 01	22-8
4057 3747 01	20-20
4057 3748 01	20-25
4057 3749 01	20-26
4057 3750 01	21-6
4057 3751 01	21-4

Parts No.	Page No.
4057 3752 00	20-27
4057 3753 00	22-23
4057 6801 01	26-1
4057 6802 01	26-2
4057 6803 03	26-3
4057 6804 02	26-4
4057 6805 01	26-5
4127 3104 01	19-8
4128 2019 01	3-8
4131 2621 01	10-7
4131 2984 01	5-5
4131 2984 01	11-2
4131 3042 06	17-12
4131 3514 02	13-1
4136 0151 02	17-5
4136 3006 01	17-2
4136 3009 02	17-3
4136 3014 02	18-22
4136 3018 01	17-4
4136 3022 01	17-7
4136 3027 01	17-9
4136 3035 01	18-17
4136 3037 01	18-16
4136 3038 01	18-15
4136 3043 01	18-7
4136 3044 01	18-10
4136 3045 01	18-5
4136 3047 01	18-9
4136 3048 01	18-11
4136 3049 01	6-16
4136 3101 01	19-7
4136 7500 01	1-4
4136 N300 00	28-1
4139 0156 01	3-12
4139 0201 02	10-5
4139 0206 02	7-17
4139 0207 02	18-21
4139 1003 02	1-8
4139 1006 01	2-21
4139 1008 01	12-11

Parts No.	Page No.
4139 1010 01	2-1
4139 1011 02	2-3
4139 1012 02	12-1
4139 1013 01	1-12
4139 1014 01	3-10
4139 1102 01	2-6
4139 1105 01	2-8
4139 1106 02	2-9
4139 1107 01	2-7
4139 1108 02	2-14
4139 2023 02	11-10
4139 2024 01	11-9
4139 2025 01	11-6
4139 2026 01	11-8
4139 2027 01	11-7
4139 2040 01	14-6
4139 2041 02	14-3
4139 2042 02	14-5
4139 2043 02	14-4
4139 2105 01	12-4
4139 2111 01	2-23
4139 2112 01	2-20
4139 2116 01	12-3
4139 2117 01	12-2
4139 2118 02	12-12
4139 2121 01	7-16
4139 2122 01	4-9
4139 2123 01	7-15
4139 2124 01	4-8
4139 2125 02	6-5
4139 2126 02	4-7
4139 2127 01	6-6
4139 2128 01	4-6
4139 2131 01	6-3
4139 2132 01	4-2
4139 2133 01	4-1
4139 2133 01	6-4
4139 2135 01	2-18
4139 2136 01	2-24
4139 2137 01	2-17

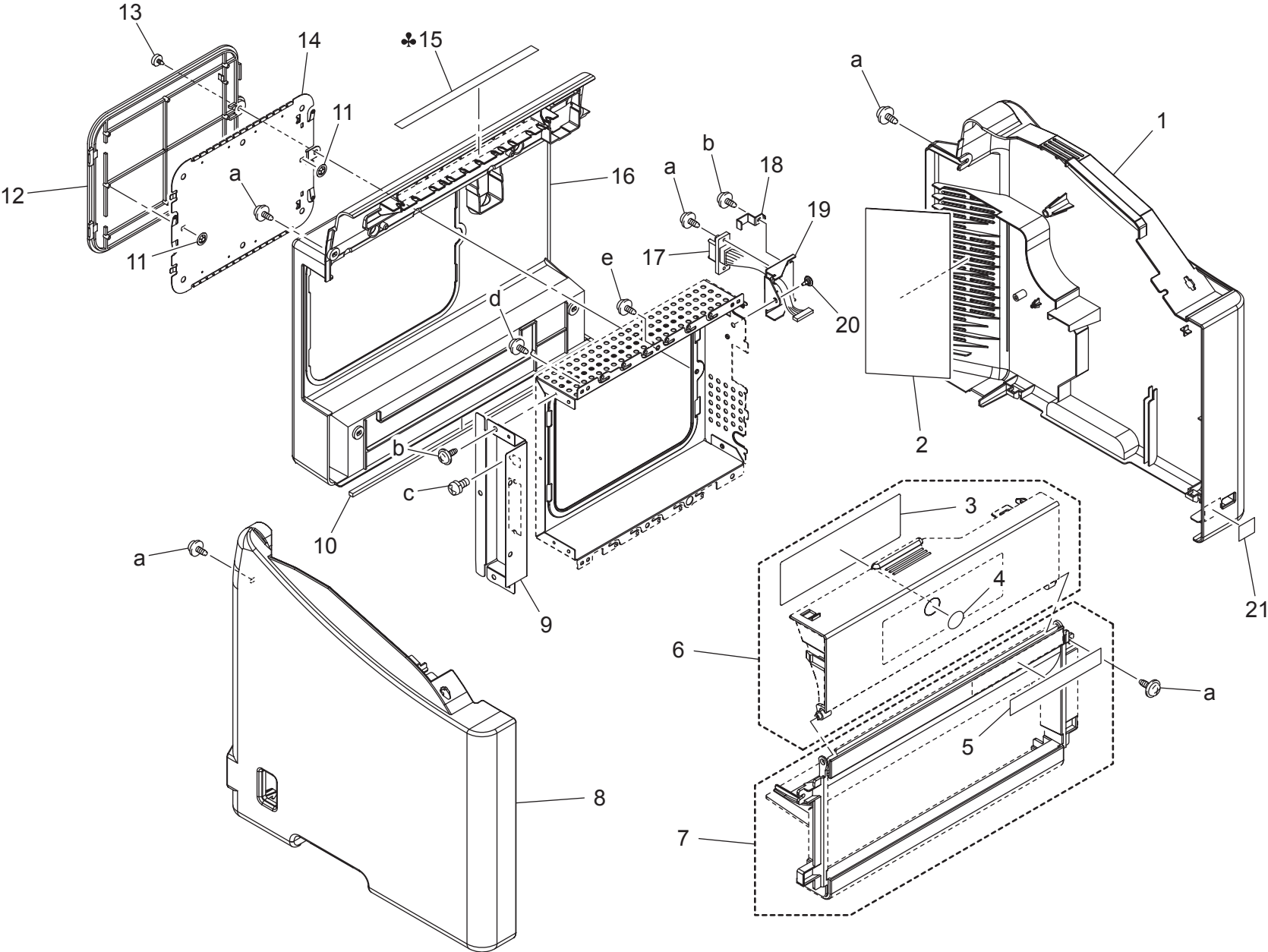
Parts No.	Page No.
4139 2138 01	2-19
4139 2301 02	17-16
4139 2302 02	1-19
4139 2303 01	11-11
4139 2305 02	11-5
4139 2306 02	6-7
4139 2307 02	6-10
4139 2308 03	16-11
4139 2313 02	1-14
4139 2316 01	3-17
4139 2317 01	5-10
4139 2318 02	6-11
4139 2319 01	1-20
4139 2323 01	1-9
4139 2325 01	3-3
4139 2326 02	16-8
4139 2328 01	1-13
4139 2329 02	14-19
4139 2330 01	3-14
4139 2335 01	1-18
4139 2336 02	3-15
4139 2337 01	6-8
4139 2344 01	16-1
4139 2345 01	16-5
4139 2504 01	9-6
4139 2505 01	9-2
4139 2506 01	9-3
4139 2508 01	7-9
4139 2509 01	7-10
4139 2510 01	9-13
4139 2511 01	9-10
4139 2512 01	9-7
4139 2513 01	9-9
4139 2516 01	9-11
4139 2517 01	7-8
4139 2518 01	7-7
4139 2519 01	9-4
4139 2520 01	7-13
4139 2521 01	7-11
4139 2523 02	6-15

Parts No.	Page No.
4139 2524 02	9-12
4139 2530 01	7-6
4139 2539 01	7-2
4139 2540 01	7-1
4139 2552 01	8-5
4139 2553 01	6-2
4139 2565 02	6-14
4139 2566 02	6-13
4139 2581 02	4-5
4139 2582 01	4-4
4139 2583 01	4-3
4139 2586 01	4-11
4139 2587 02	4-12
4139 2588 01	4-10
4139 2597 02	8-4
4139 2598 03	7-3
4139 2602 01	10-9
4139 2603 02	10-8
4139 2604 01	10-11
4139 2606 01	10-12
4139 2622 01	10-6
4139 2704 01	3-4
4139 2705 02	3-5
4139 2731 01	11-3
4139 2741 02	5-7
4139 2742 01	5-4
4139 2751 02	3-6
4139 3002 02	18-1
4139 3003 01	18-2
4139 3011 02	18-3
4139 3012 02	18-20
4139 3013 02	18-25
4139 3014 02	18-23
4139 3015 12	18-24
4139 3018 03	18-14
4139 3022 01	19-6
4139 3023 01	19-11
4139 3024 01	17-10
4139 3025 02	19-10
4139 3027 01	19-2

Parts No.	Page No.	Parts No.	Page No.	Parts No.	Page No.	Parts No.	Page No.	Parts No.	Page No.
4139 3028 02	17-15	4139 4105 03	7-12	4139 6801 01	16-12	4168 3586 01	22-11	9384 1921 01	27-4
4139 3029 01	17-13	4139 4106 24	7-4	4139 6803 02	23-1	4168 3587 01	22-12	9384 1921 31	27-8
4139 3031 02	28-3	4139 4112 01	13-10	4139 6805 02	23-6	4517 2101 00	22-17	9384 2010 21	27-9
4139 3032 02	28-4	4139 4113 01	14-17	4139 6807 02	23-2	4517 3840 01	22-10	A00V 1001 00	2-5
4139 3033 02	28-2	4139 4122 01	13-12	4139 6808 01	23-3	4517 3841 01	22-13	A00V 1002 02	1-1
4139 3041 01	19-4	4139 4553 01	12-6	4139 6809 02	23-4	4517 3857 03	22-21	A00V 1007 02	2-2
4139 3042 02	19-3	4139 4592 15	12-8	4139 6810 03	23-5	4517 3858 02	22-22	A00V 1015 00	2-16
4139 3043 01	19-5	4139 4594 01	12-7	4139 6811 01	24-1	4575 3706 01	20-17	A00V 1085 00	1-16
4139 3052 03	18-4	4139 4673 03	6-12	4139 6813 02	24-3	4575 3750 01	20-5	A00V 1101 00	2-4
4139 3053 02	17-8	4139 4694 01	5-2	4139 6814 03	24-4	4575 3752 01	20-8	A00V 1104 02	2-15
4139 3062 01	18-8	4139 4697 03	3-13	4139 6815 01	1-17	9313 1400 51	5-1	A00V 1251 00	6-9
4139 3091 01	18-19	4139 4700 01	14-15	4139 6816 02	24-2	9313 1400 51	21-5	A00V 1253 00	3-9
4139 3092 01	18-12	4139 4713 01	3-1	4139 6817 02	24-7	9314 1400 11	10-4	A00V 1254 00	1-10
4139 3501 13	14-10	4139 5513 02	15-10	4139 6818 02	2-13	9314 1400 41	20-6	A00V 2113 00	2-22
4139 3502 02	14-9	4139 5516 02	15-11	4139 6819 02	24-5	9321 2400 11	7-18	A00V 2143 00	12-10
4139 3505 02	14-16	4139 5518 12	15-18	4139 6821 03	24-6	9321 2400 11	8-2	A00V 2144 00	6-1
4139 3506 01	14-11	4139 5524 03	15-16	4139 6822 02	25-1	9321 2400 11	18-13	A00V 2402 00	10-2
4139 3507 01	14-8	4139 5525 02	15-15	4139 6824 02	25-2	9321 2400 21	22-15	A00V 2405 00	8-7
4139 3508 01	3-11	4139 5534 01	15-7	4139 6825 02	25-3	9326 1810 51	16-2	A00V 2406 00	10-10
4139 3509 01	14-18	4139 5535 01	15-1	4139 6852 02	2-12	9326 1910 21	16-3	A00V 2514 00	9-8
4139 3511 01	14-1	4139 5557 02	15-2	4139 6853 04	25-4	9331 2200 21	5-9	A00V 2596 00	8-6
4139 3512 03	14-14	4139 5558 02	15-13	4139 7200 00	15-12	9332 1710 41	16-13	A00V 2607 00	10-13
4139 3514 01	14-12	4139 5576 03	15-9	4139 7325 01	1-21	9332 5400 11	16-10	A00V 3034 00	19-9
4139 3901 03	2-31	4139 5577 01	15-5	4139 7332 01	3-2	9335 1300 61	3-7	A00V 3912 00	15-20
4139 3906 01	2-27	4139 5578 02	15-8	4139 7333 01	3-2	9335 1300 61	14-2	A00V 4632 00	5-8
4139 3907 01	2-30	4139 5579 01	1-15	4139 7334 01	3-2	9335 1300 61	15-17	A00V 4671 01	5-6
4139 3910 01	15-3	4139 5586 02	15-4	4139 7335 01	3-2	9335 1300 61	17-11	A00V 4692 00	1-2
4139 3911 01	22-6	4139 5589 01	1-15	4139 7411 01	1-3	9335 1300 61	20-10	A00V 4800 00	2-29
4139 4002 02	13-3	4139 5590 01	1-15	4139 9450 00	28-5	9335 1400 11	14-13	A00V 5002 00	13-9
4139 4003 02	13-4	4139 5593 02	2-25	4139 M100 00	5-3	9372 5400 11	17-14	A00V 5700 00	17-6
4139 4004 01	13-7	4139 5594 01	2-26	4139 M101 00	9-1	9381 4100 91	28-1	A00V 9409 00	1-5
4139 4005 01	13-2	4139 5595 01	2-28	4139 N300 00	28-1	9381 4200 21	28-1	A00V H002 03	16-4
4139 4006 02	13-5	4139 6055 03	2-11	4139 R703 00	11-1	9381 4300 31	28-1	A00V H006 01	16-14
4139 4007 01	13-6	4139 6056 03	3-16	4139 R705 00	16-7	9383 2400 11	20-28	A00V M100 00	8-1
4139 4008 01	13-11	4139 6210 05	16-6	4139 R706 00	19-1	9384 1100 91	27-1	A00V M101 00	10-3
4139 4009 01	13-8	4139 6211 05	16-6	4139 R711 00	12-9	9384 1310 11	27-2	A00V M200 00	9-5
4139 4019 02	13-13	4139 6215 02	16-9	4143 3707 03	20-16	9384 1310 91	27-3	A00V R705 00	15-19
4139 4102 04	14-7	4139 6306 02	11-4	4143 3720 01	22-3	9384 1311 11	27-6	A00V R706 00	15-19
4139 4103 13	7-14	4139 6701 03	15-6	4143 3721 01	22-20	9384 1820 31	27-5	A00V R707 00	17-1
4139 4104 03	7-5	4139 6751 01	2-10	4168 3585 01	22-16	9384 1911 11	27-7	A00V R710 00	2-32

Parts No.	Page No.
A00V R713 00	13-14
A00V R714 00	1-6
A00V R716 00	18-6
A00V R717 00	10-1
A00V R721 00	8-3
A00V R725 00	15-19
A00V R726 00	1-7

EXTERNAL PARTS

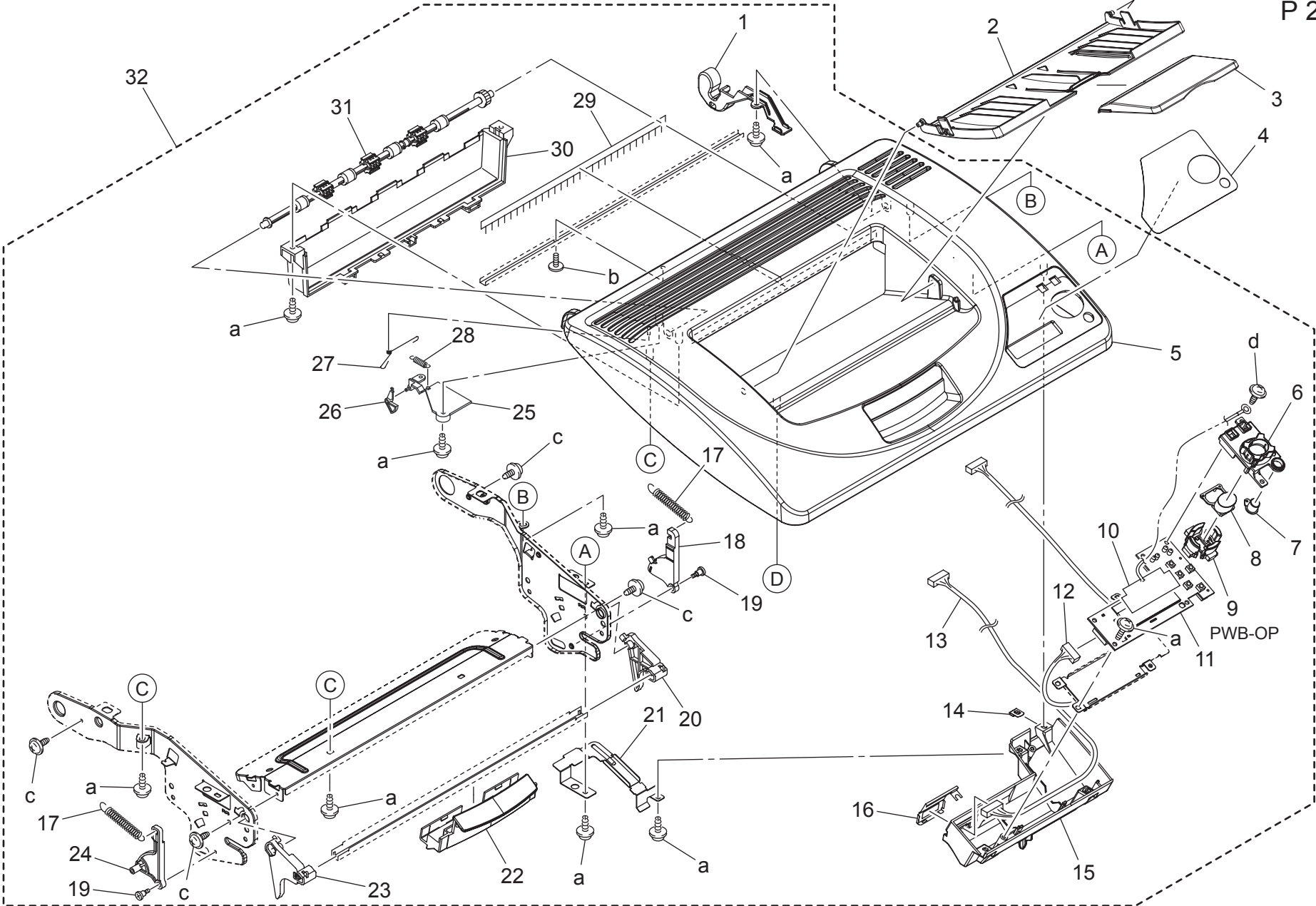


EXTERNAL PARTS

Key	Part No.	Description	Destinations	Class	QTY	Standard parts
1	A00V 1002 02	RIGHT COVER		C	1	a-9735 0308 14 b-9735 0306 14 c-9644 0308 14 d-4106 2063 01 e-9743 0306 14
2	A00V 4692 00	Filter		C	1	
3	4139 7411 01	INSTRUCTIONS		C	1	
4	4136 7500 01	LABEL KM		C	1	
5	A00V 9409 00	LABEL magicolor2550DN		D	1	
6	A00V R714 00	FRONT UPPER COVER ASSY		C	1	
7	A00V R726 00	FRONT LOWER COVER ASSY		C	1	
8	4139 1003 02	LEFT COVER		C	1	
9	4139 2323 01	BRACKET		D	1	
10	A00V 1254 00	Seal		C	1	
11	1500 2620 07	RETAINING RING		C	2	
12	4139 1013 01	COVER		C	1	
13	4139 2328 01	SHOULDER SCREW		C	1	
14	4139 2313 02	SHIELD		D	1	
15	4139 5579 01	LABEL CAUTION	C	C	1	
15	4139 5589 01	LABEL CAUTION	B	C	1	
15	4139 5590 01	LABEL CAUTION	D1,D3,J,K	C	1	
16	A00V 1085 00	REAR COVER		C	1	
17	4139 6815 01	WIRE HARNESS ASSY		D	1	
18	4139 2335 01	REGULATING PLATE		D	1	
19	4139 2302 02	BRACKET		D	1	
20	4139 2319 01	SHOULDER SCREW		C	1	
21	4139 7325 01	LABEL PICTBRIDGE		C	1	

magicolor 2550DN

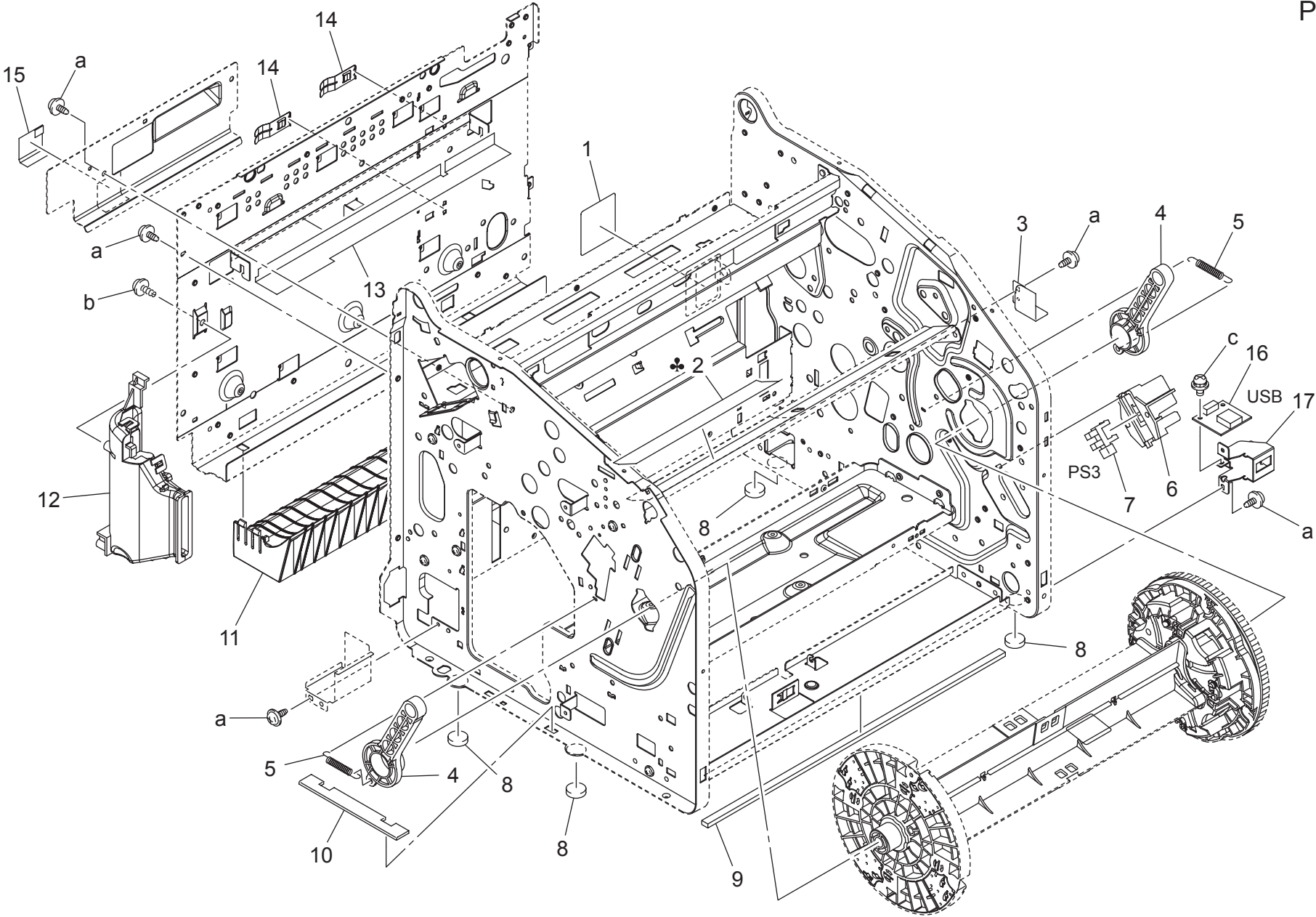
TOP COVER SECTION



TOP COVER SECTION

Key	Part No.	Description	Destinations	Class	QTY	Standard parts
1	4139 1010 01	COVER		C	1	a-9739 0308 14 b-9748 2060 07 c-9735 0306 14 d-9735 0308 14
2	A00V 1007 02	TRAY		C	1	
3	4139 1011 02	TRAY		C	1	
4	A00V 1101 00	Sheet		C	1	
5	A00V 1001 00	TOP COVER		C	1	
6	4139 1102 01	HOLDER		D	1	
7	4139 1107 01	BUTTON		C	1	
8	4139 1105 01	BUTTON		C	1	
9	4139 1106 02	BUTTON		C	1	
10	4139 6751 01	ELECTRICALLY CONDUCTIVE MATERIAL		C	1	
11	4139 6055 03	PWB-OP		I	1	
12	4139 6852 02	WIRE HARNESS ASSY		D	1	
13	4139 6818 02	WIRE HARNESS ASSY		D	1	
14	4139 1108 02	EARTH GROUND		D	1	
15	A00V 1104 02	COVER		D	1	
16	A00V 1015 00	EARTH GROUND		D	1	
17	4139 2137 01	TENSION SPRING		C	2	
18	4139 2135 01	ARM		C	1	
19	4139 2138 01	SHOULDER SCREW		C	2	
20	4139 2112 01	ARM		C	1	
21	4139 1006 01	COVER		C	1	
22	A00V 2113 00	Handle		C	1	
23	4139 2111 01	ARM		C	1	
24	4139 2136 01	ARM		C	1	
25	4139 5593 02	HOLDER		C	1	
26	4139 5594 01	LEVER		C	1	
27	4139 3906 01	CONTACT		C	1	
28	4139 5595 01	TENSION SPRING		C	1	
29	A00V 4800 00	NEUTRALIZING BRUSH		D	1	
30	4139 3907 01	HOLDER		D	1	
31	4139 3901 03	ROLLER		C	1	
32	A00V R710 00	TOP COVER ASSY		S	1	

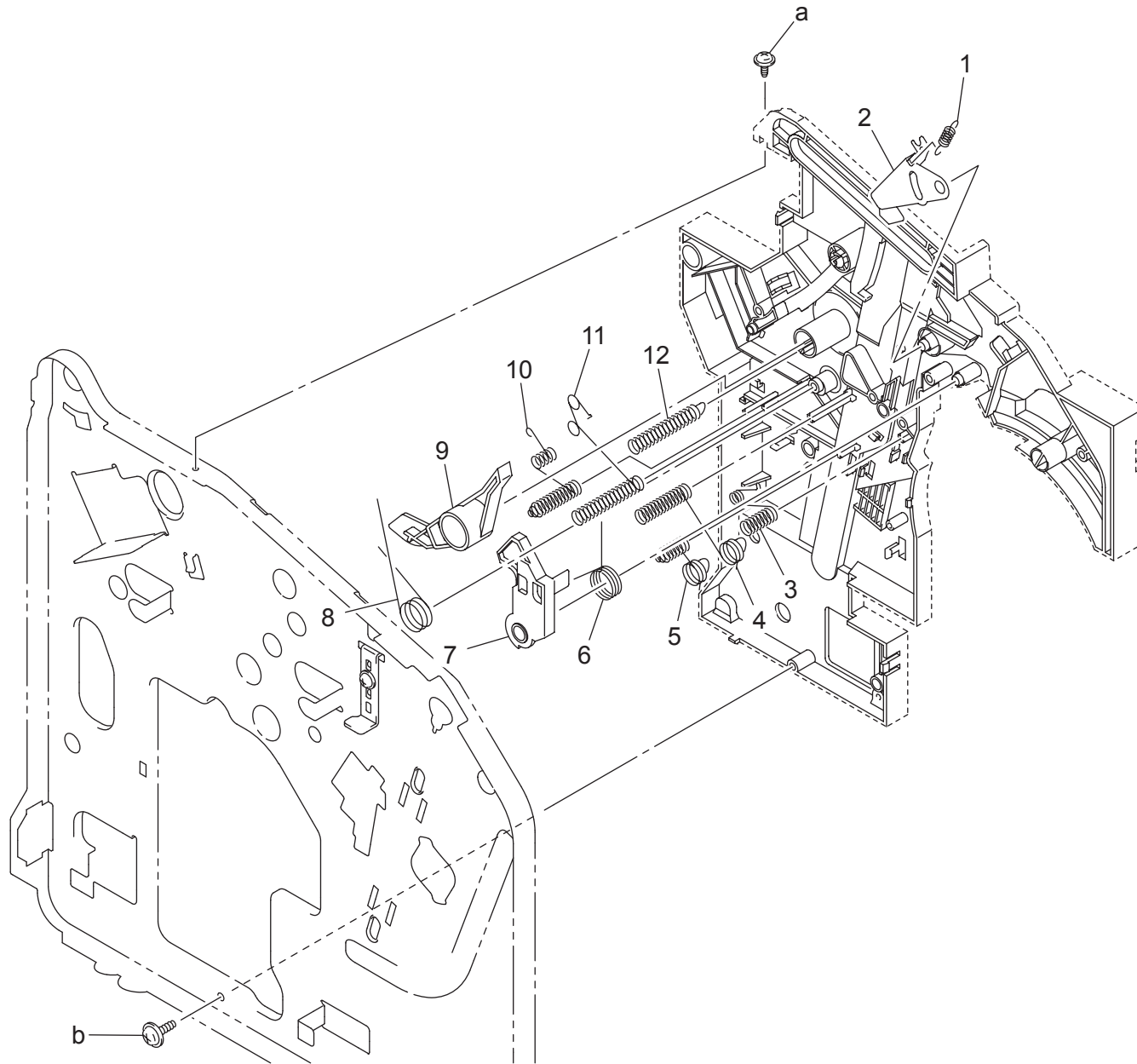
MAIN FRAME SECTION



MAIN FRAME SECTION

Key	Part No.	Description	Destinations	Class	QTY	Standard parts
1	4139 4713 01	SEAL		C	1	a-9735 0306 14 b-9739 0308 14 c-9646 0308 14
2	4139 7332 01	LABEL CONSUMABLES REODER	C	D	1	
2	4139 7333 01	LABEL CONSUMABLES REODER	D1,D3,K	D	1	
2	4139 7334 01	LABEL CONSUMABLES REODER	B	D	1	
2	4139 7335 01	LABEL CONSUMABLES REODER	J	D	1	
3	4139 2325 01	COVER		D	1	
4	4139 2704 01	LEVER		C	2	
5	4139 2705 02	TENSION SPRING		C	2	
6	4139 2751 02	HOLDER		D	1	
7	9335 1300 61	PHOTO INTERRUPTER		B	1	
8	4128 2019 01	RUBBER FOOT		D	4	
9	A00V 1253 00	Seal		C	1	
10	4139 1014 01	COVER		C	1	
11	4139 3508 01	GUIDE		D	1	
12	4139 0156 01	DUCT ASSY		D	1	
13	4139 4697 03	SEAL		C	1	
14	4139 2330 01	EARTH GROUND		D	2	
15	4139 2336 02	SEAL		C	1	
16	4139 6056 03	PWB ASSY		C	1	
17	4139 2316 01	BRACKET		D	1	

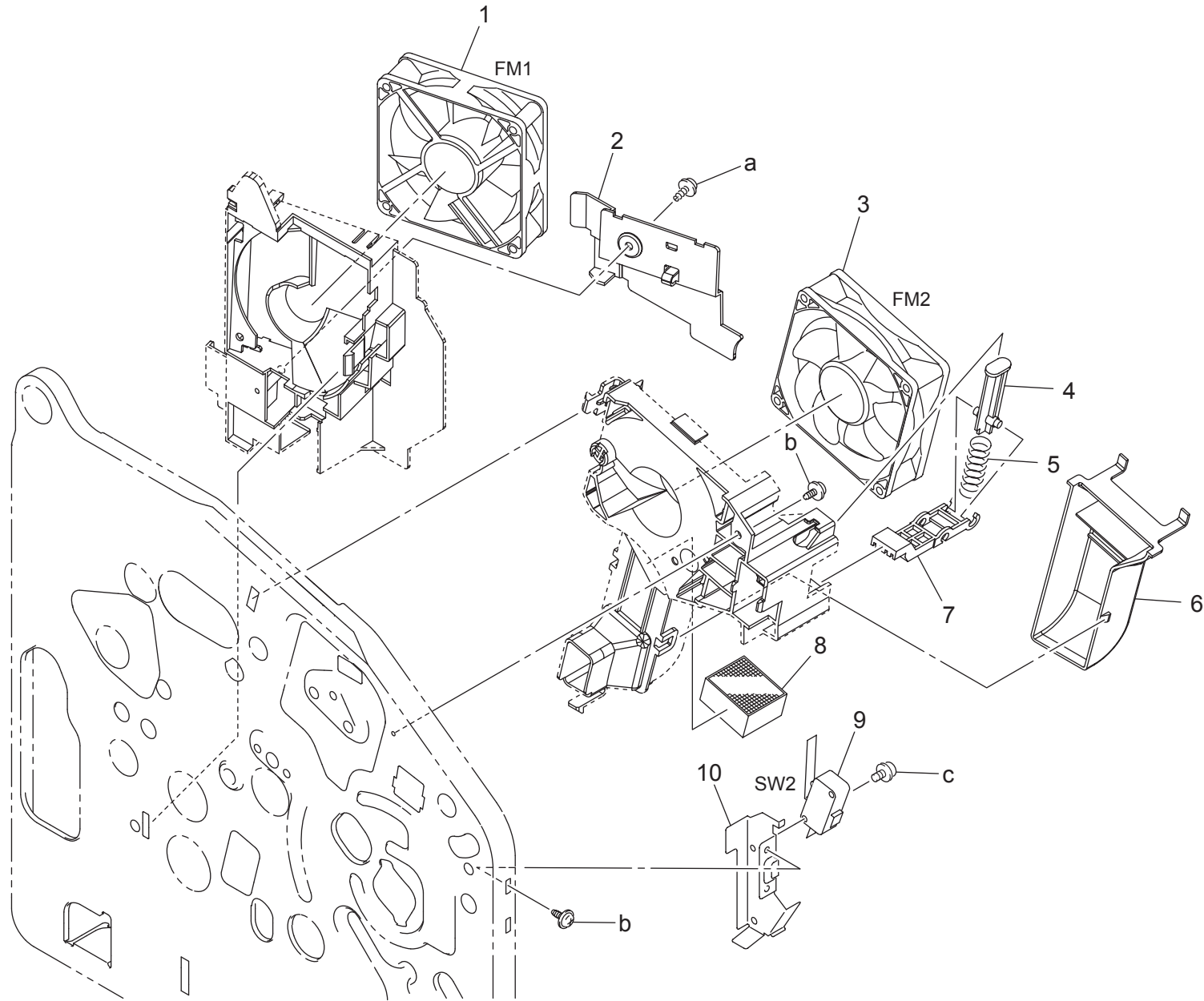
LEFT FRAME SECTION



LEFT FRAME SECTION

Key	Part No.	Description	Destinations	Class	QTY	Standard parts
1	4139 2133 01	TENSION SPRING		C	1	a-9735 0308 14 b-9739 0308 14
2	4139 2132 01	LEVER		C	1	
3	4139 2583 01	EARTH GROUND		C	1	
4	4139 2582 01	CONTACT		C	1	
5	4139 2581 02	CONTACT		C	1	
6	4139 2128 01	TORSION SPRING		C	1	
7	4139 2126 02	PAWL		C	1	
8	4139 2124 01	TORSION SPRING		C	1	
9	4139 2122 01	LEVER		C	1	
10	4139 2588 01	CONTACT		C	1	
11	4139 2586 01	CONTACT		C	1	
12	4139 2587 02	CONTACT		C	1	

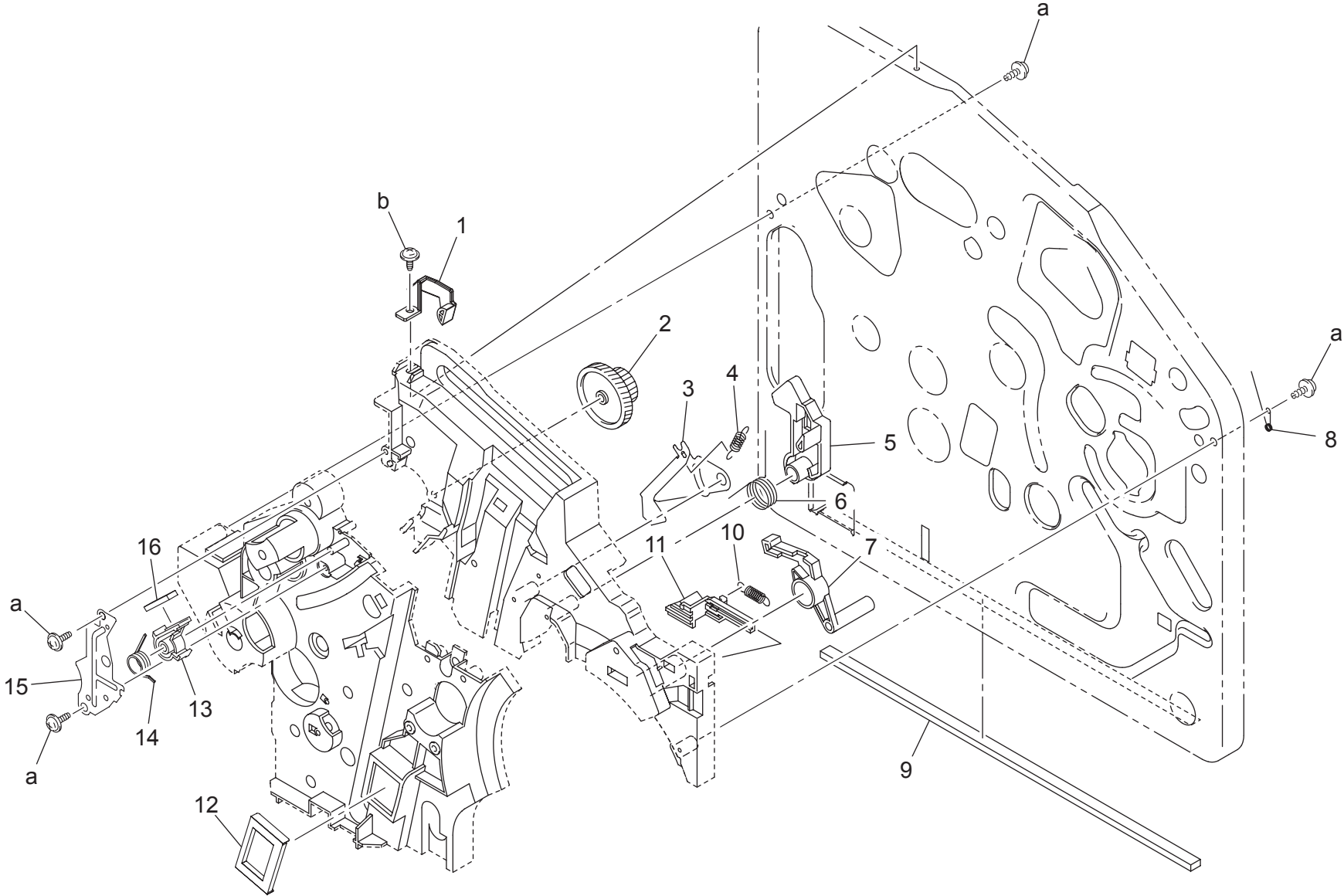
RIGHT FRAME SECTION



RIGHT FRAME SECTION

Key	Part No.	Description	Destinations	Class	QTY	Standard parts
1	9313 1400 51	FAN MOTOR		B	1	a-9739 0310 14 b-9735 0306 14 c-9646 0316 14
2	4139 4694 01	COVER		C	1	
3	4139 M100 00	FAN MOTOR		B	1	
4	4139 2742 01	LEVER		C	1	
5	4131 2984 01	PRESSURE SPRING		C	1	
6	A00V 4671 01	DUCT		D	1	
7	4139 2741 02	PAWL		C	1	
8	A00V 4632 00	Filter		C	1	
9	9331 2200 21	MICRO-SWITCH		C	1	
10	4139 2317 01	BRACKET		D	1	

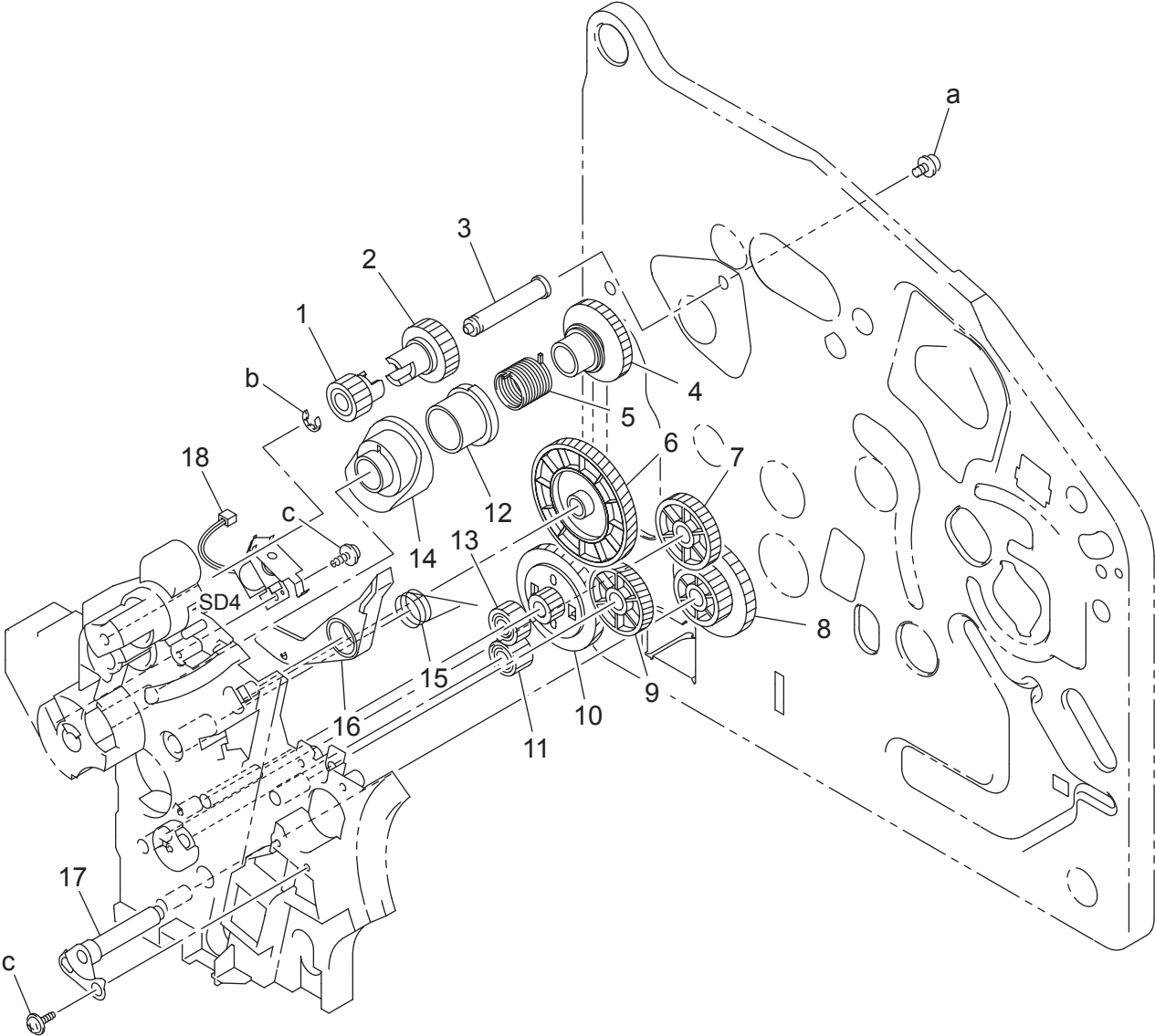
RIGHT FRAME SECTION



RIGHT FRAME SECTION

Key	Part No.	Description	Destinations	Class	QTY	Standard parts
1	A00V 2144 00	HOLDER		D	1	a-9739 0308 14 b-9735 0308 14
2	4139 2553 01	GEAR 22/64T		C	1	
3	4139 2131 01	LEVER		C	1	
4	4139 2133 01	TENSION SPRING		C	1	
5	4139 2125 02	PAWL		C	1	
6	4139 2127 01	TORSION SPRING		C	1	
7	4139 2306 02	LEVER		C	1	
8	4139 2337 01	TORSION SPRING		C	1	
9	A00V 1251 00	Seal		C	1	
10	4139 2307 02	TENSION SPRING		C	1	
11	4139 2318 02	LEVER		C	1	
12	4139 4673 03	SEAL		C	1	
13	4139 2566 02	HOLDER		C	1	
14	4139 2565 02	TORSION SPRING		C	1	
15	4139 2523 02	REINFORCE PLATE		D	1	
16	4136 3049 01	FRICITION SHEET		C	1	

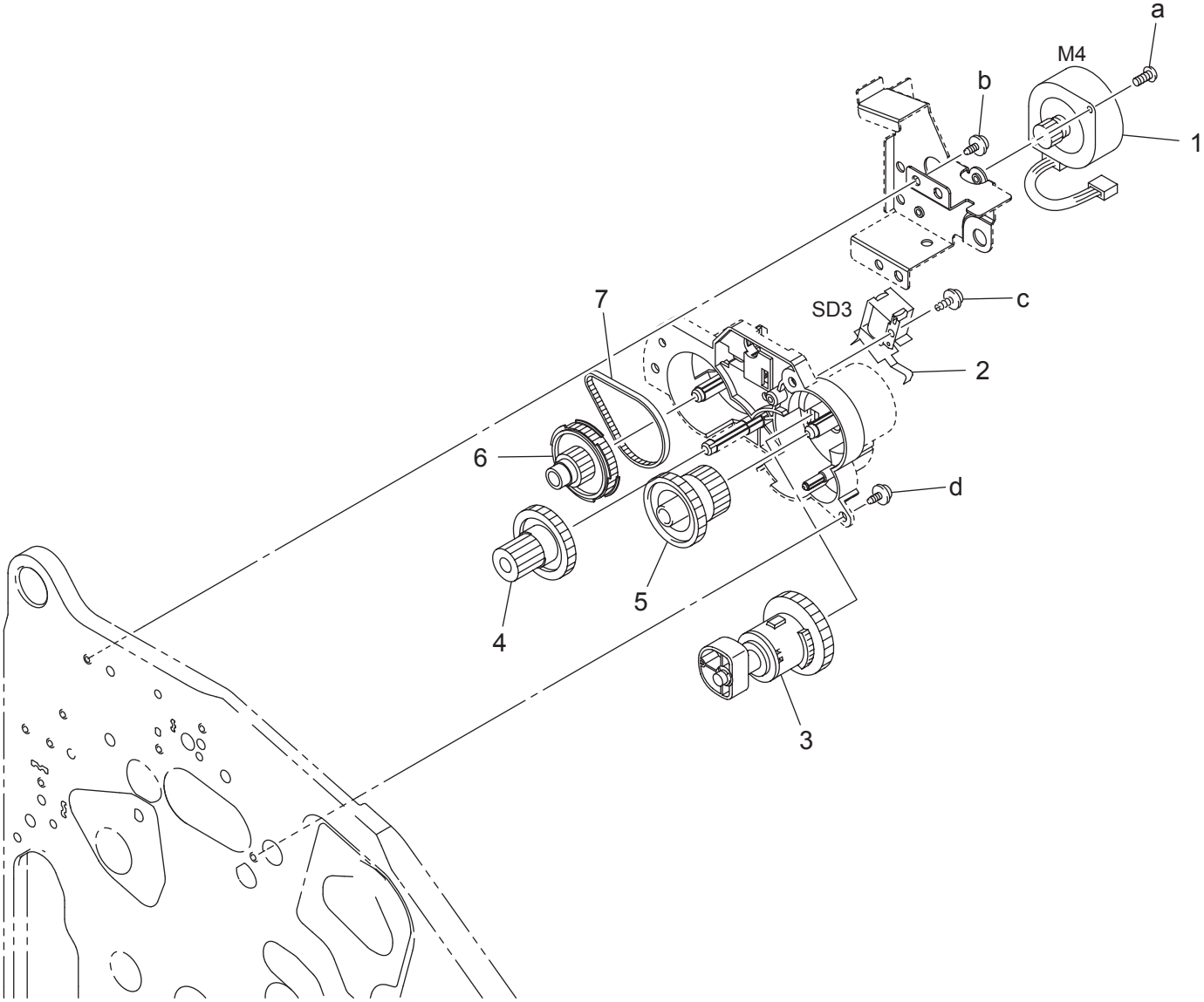
RIGHT FRAME SECTION



RIGHT FRAME SECTION

Key	Part No.	Description	Destinations	Class	QTY	Standard parts
1	4139 2540 01	GEAR 16T		C	1	a-9646 0306 14 b-9721 0600 01 c-9739 0308 14
2	4139 2539 01	GEAR 19T		C	1	
3	4139 2598 03	SHAFT		D	1	
4	4139 4106 24	DRUM		C	1	
5	4139 4104 03	TORSION SPRING		C	1	
6	4139 2530 01	GEAR 108T		C	1	
7	4139 2518 01	GEAR 31T		C	1	
8	4139 2517 01	GEAR 25/42T		C	1	
9	4139 2508 01	GEAR 60T		C	1	
10	4139 2509 01	GEAR 15/90T		C	1	
11	4139 2521 01	GEAR 19T		C	1	
12	4139 4105 03	RATCHET		C	1	
13	4139 2520 01	GEAR 20T		C	1	
14	4139 4103 13	CAM		C	1	
15	4139 2123 01	TORSION SPRING		C	1	
16	4139 2121 01	LEVER		C	1	
17	4139 0206 02	BRACKET ASSY		D	1	
18	9321 2400 11	SOLENOID		C	1	

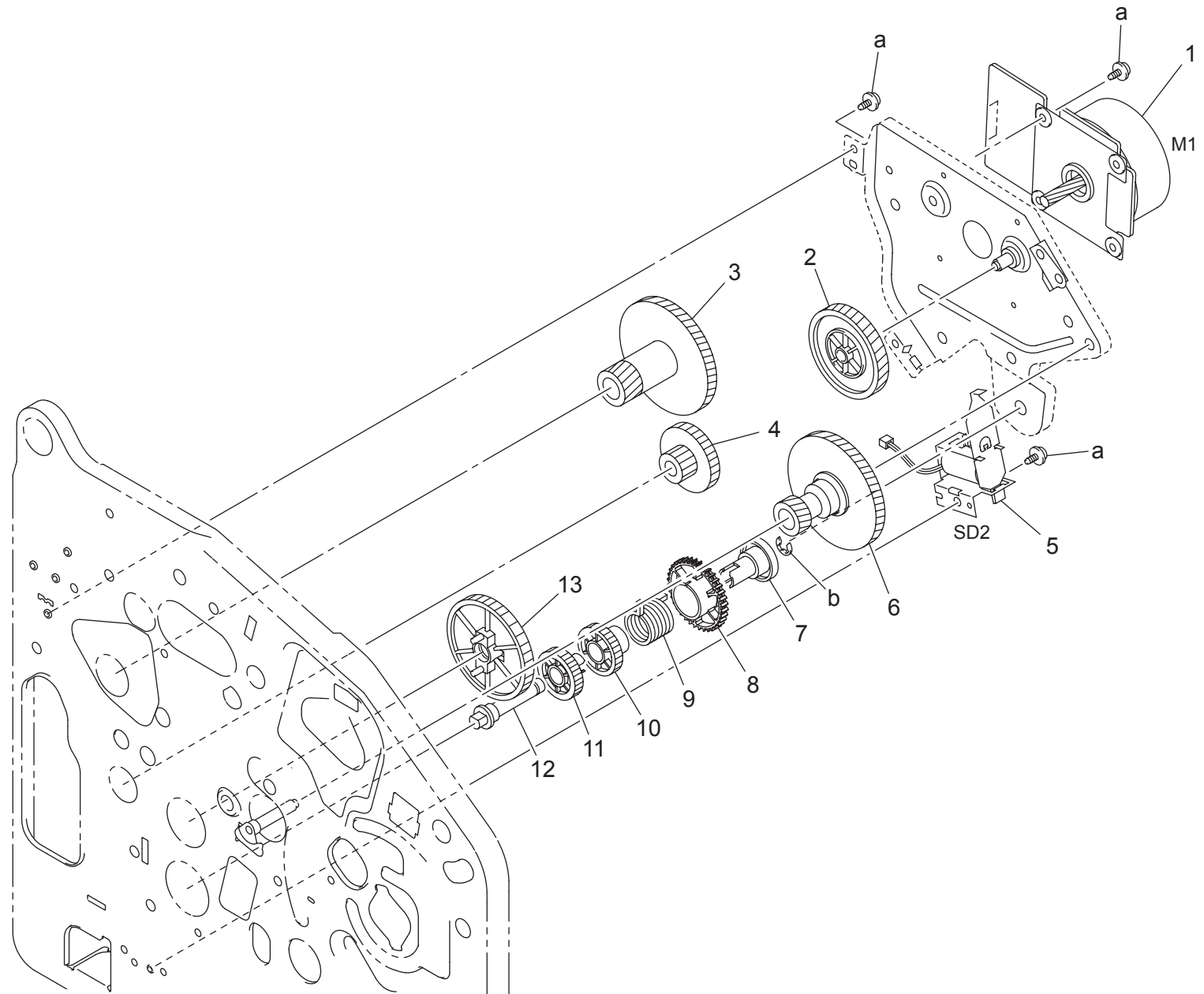
FUSING DRIVE SECTION



FUSING DRIVE SECTION

Key	Part No.	Description	Destinations	Class	QTY	Standard parts
1	A00V M100 00	STEPPING MOTOR		B	1	a-9733 0308 14 b-4106 2063 01 c-9739 0308 14 d-9735 0306 14
2	9321 2400 11	SOLENOID		C	1	
3	A00V R721 00	CAM ASSY		C	1	
4	4139 2597 02	GEAR 14/32T		C	1	
5	4139 2552 01	GEAR 27/40T		C	1	
6	A00V 2596 00	GEAR 14/55T		C	1	
7	A00V 2405 00	TIMING BELT 134L		C	1	

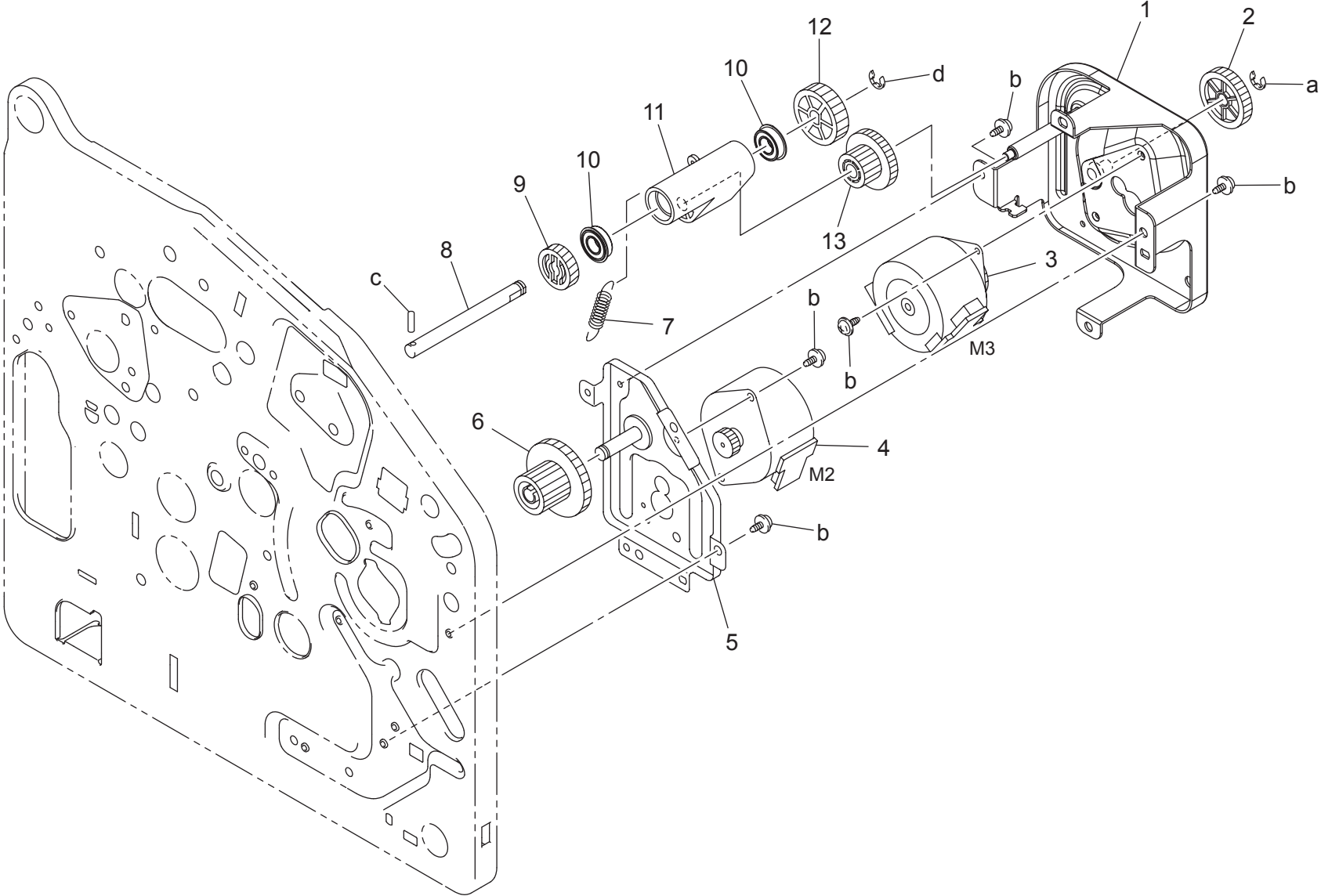
PAPER TRANSPORT DRIVE SECTION



PAPER TRANSPORT DRIVE SECTION

Key	Part No.	Description	Destinations	Class	QTY	Standard parts
1	4139 M101 00	BRUSHLESS MOTOR		B	1	a-9735 0306 14 b-9721 0600 01
2	4139 2505 01	GEAR 91T		C	1	
3	4139 2506 01	GEAR 20/117T		C	1	
4	4139 2519 01	GEAR 14/33T		C	1	
5	A00V M200 00	SOLENOID		C	1	
6	4139 2504 01	GEAR 20/117T		C	1	
7	4139 2512 01	DRUM		C	1	
8	A00V 2514 00	RACHET		C	1	
9	4139 2513 01	TORSION SPRING		C	1	
10	4139 2511 01	GEAR 24T		C	1	
11	4139 2516 01	GEAR 24T		C	1	
12	4139 2524 02	SHAFT		D	1	
13	4139 2510 01	GEAR 52T		C	1	

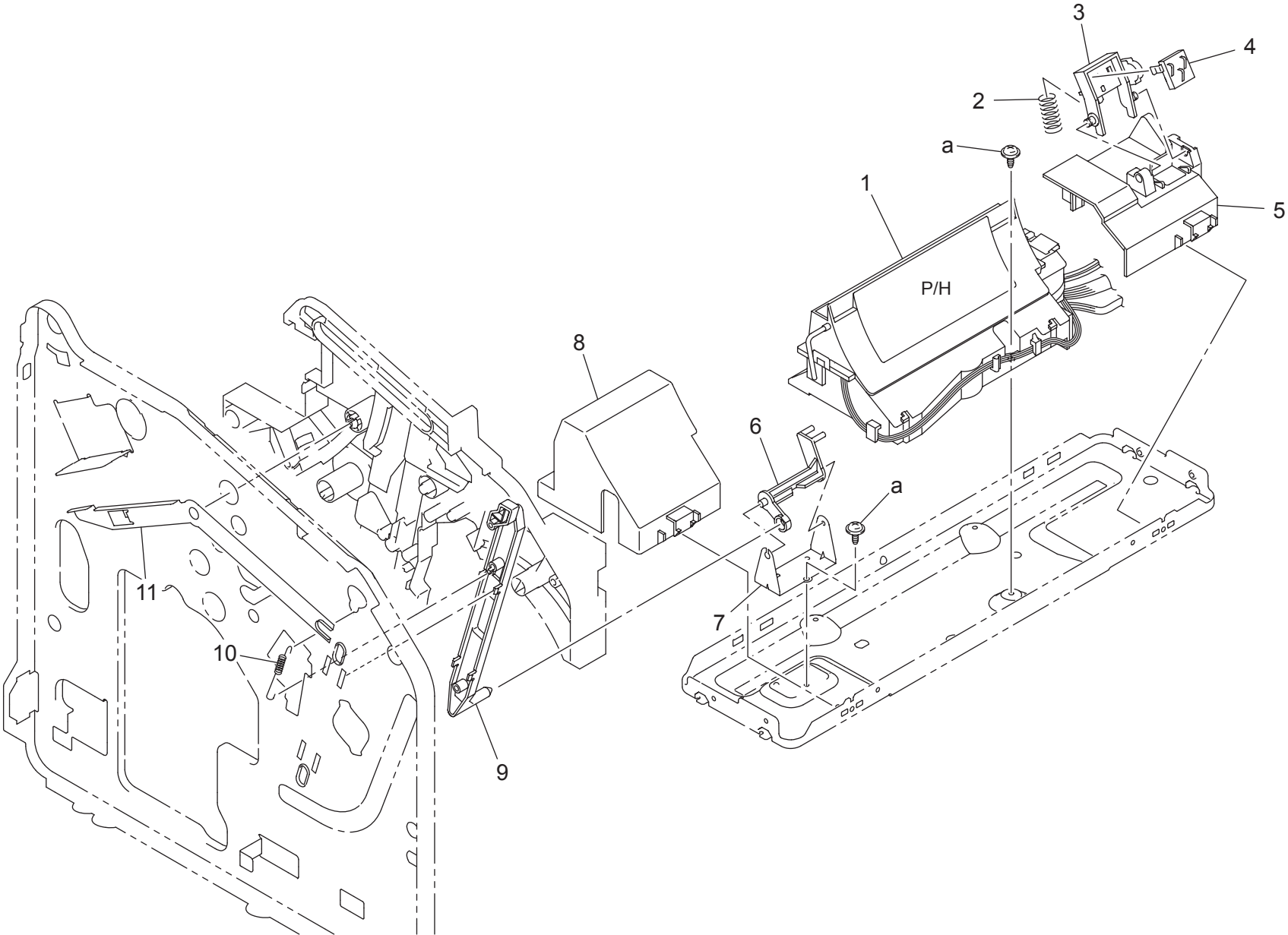
RACK DRIVE SECTION



RACK DRIVE SECTION

Key	Part No.	Description	Destinations	Class	QTY	Standard parts
1	A00V R717 00	BRACKET ASSY		D	1	a-9721 0400 01 b-9735 0306 14 c-9752 3012 50 d-9721 0600 01
2	A00V 2402 00	GEAR 35T		C	1	
3	A00V M101 00	STEPPING MOTOR		B	1	
4	9314 1400 11	MOTOR		B	1	
5	4139 0201 02	BRACKET ASSY		D	1	
6	4139 2622 01	GEAR 19/48T		C	1	
7	4131 2621 01	TENSION SPRING		C	1	
8	4139 2603 02	SHAFT		D	1	
9	4139 2602 01	GEAR 24T		C	1	
10	A00V 2406 00	BALL BEARING		C	2	
11	4139 2604 01	LEVER		C	1	
12	4139 2606 01	GEAR 35T		C	1	
13	A00V 2607 00	GEAR 20/35T		C	1	

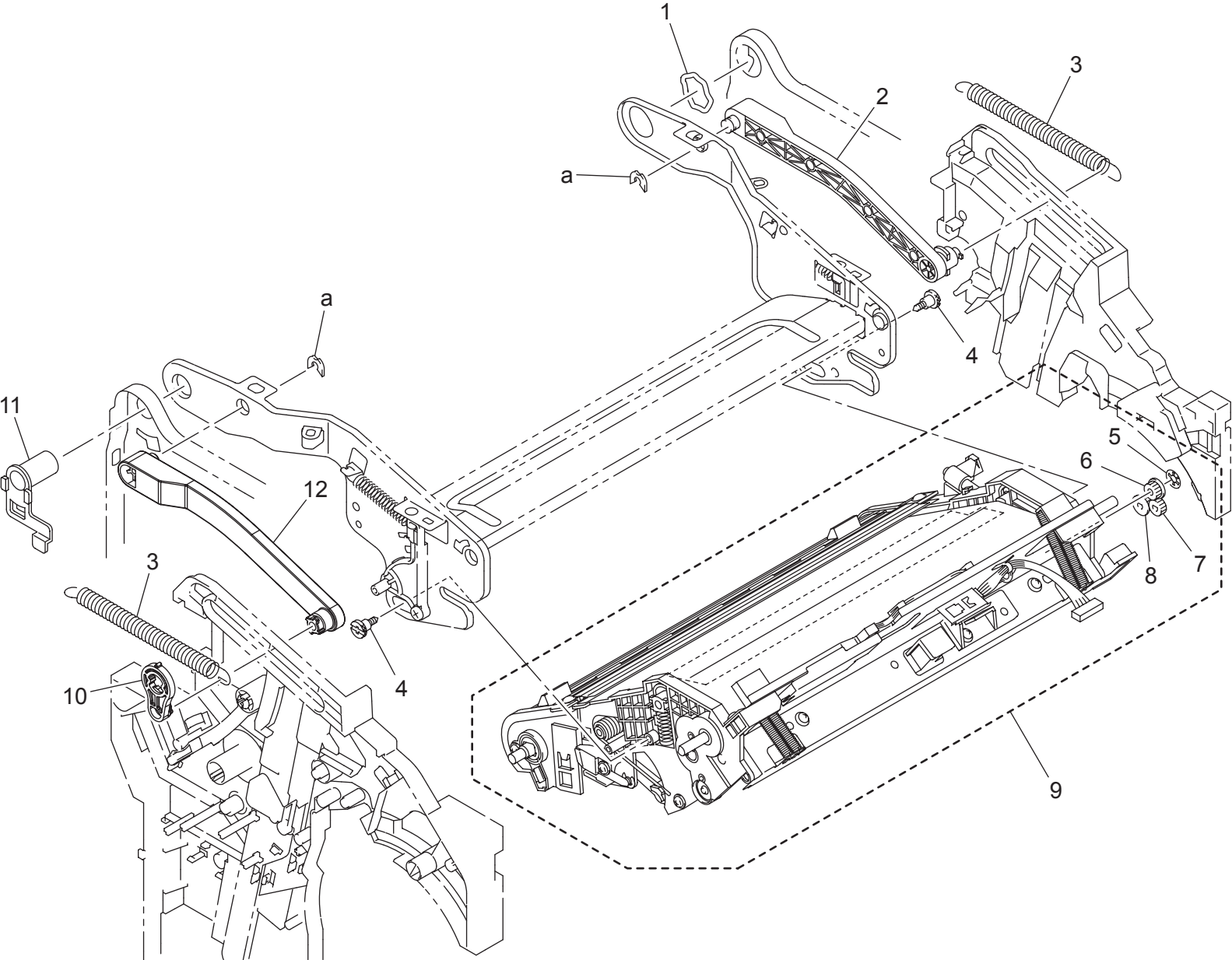
PRINT HEAD SECTION



PRINT HEAD SECTION

Key	Part No.	Description	Destinations	Class	QTY	Standard parts
1	4139 R703 00	PRINTER HEAD ASSY		I	1	a-4154 3804 01
2	4131 2984 01	PRESSURE SPRING		C	1	
3	4139 2731 01	HOLDER		C	1	
4	4139 6306 02	PUSHBUTTON SWITCH		C	1	
5	4139 2305 02	HOLDER		D	1	
6	4139 2025 01	LEVER		C	1	
7	4139 2027 01	BRACKET		D	1	
8	4139 2026 01	COVER		C	1	
9	4139 2024 01	LEVER		C	1	
10	4139 2023 02	TENSION SPRING		C	1	
11	4139 2303 01	LEVER		C	1	

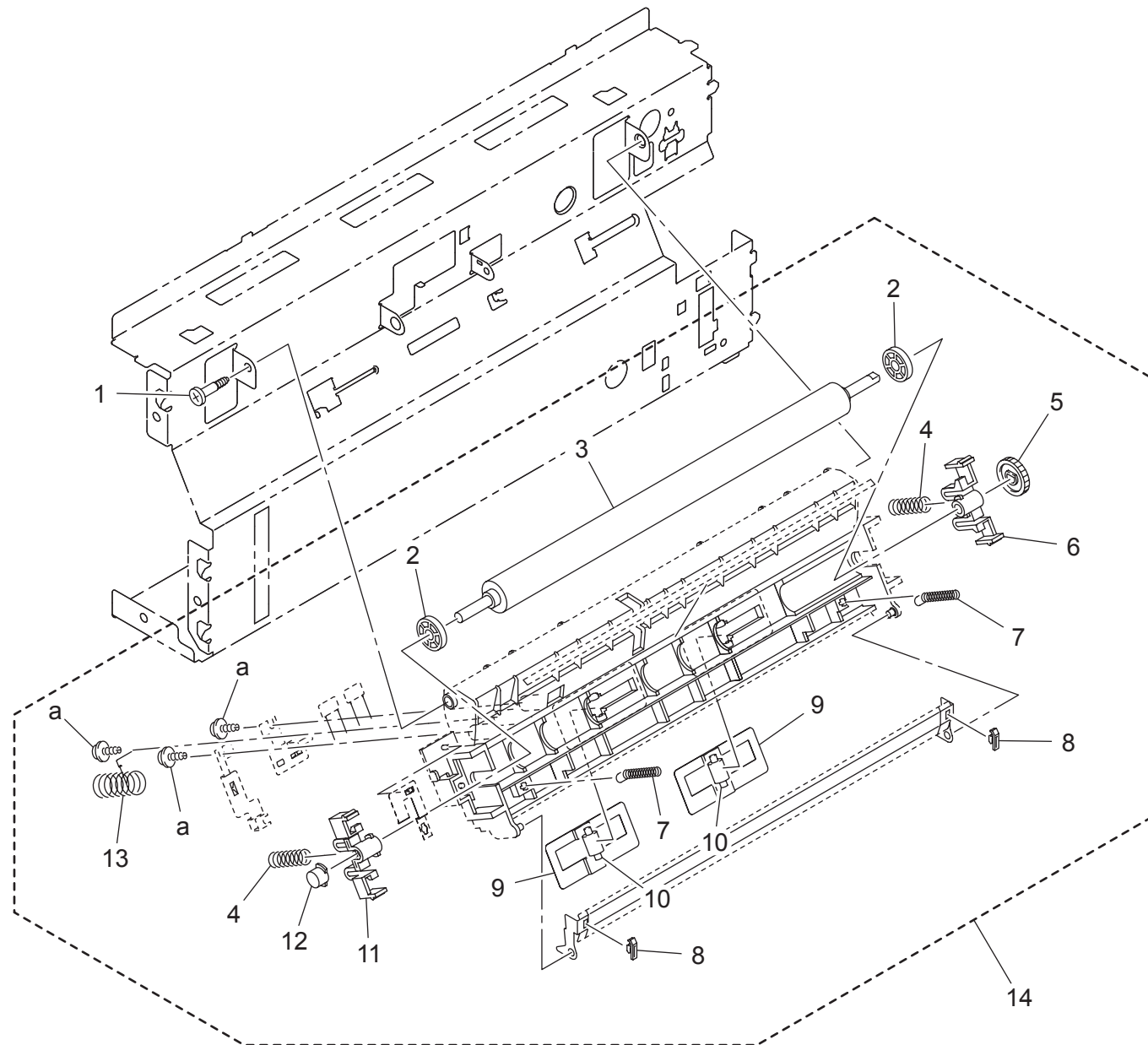
TRANSFER SECTION



TRANSFER SECTION

Key	Part No.	Description	Destinations	Class	QTY	Standard parts
1	4139 1012 02	SPACER		C	1	a-1066 1151 01
2	4139 2117 01	LEVER		C	1	
3	4139 2116 01	TENSION SPRING		C	2	
4	4139 2105 01	SHOULDER SCREW		C	2	
5	1075 1411 01	STOPPER RING		C	1	
6	4139 4553 01	GEAR 19T		C	1	
7	4139 4594 01	GEAR 28T		C	1	
8	4139 4592 15	GEAR 20T		C	1	
9	4139 R711 00	TRANSFER ASSY		B	1	
10	A00V 2143 00	Holder		C	1	
11	4139 1008 01	HOLDER		C	1	
12	4139 2118 02	LEVER		C	1	

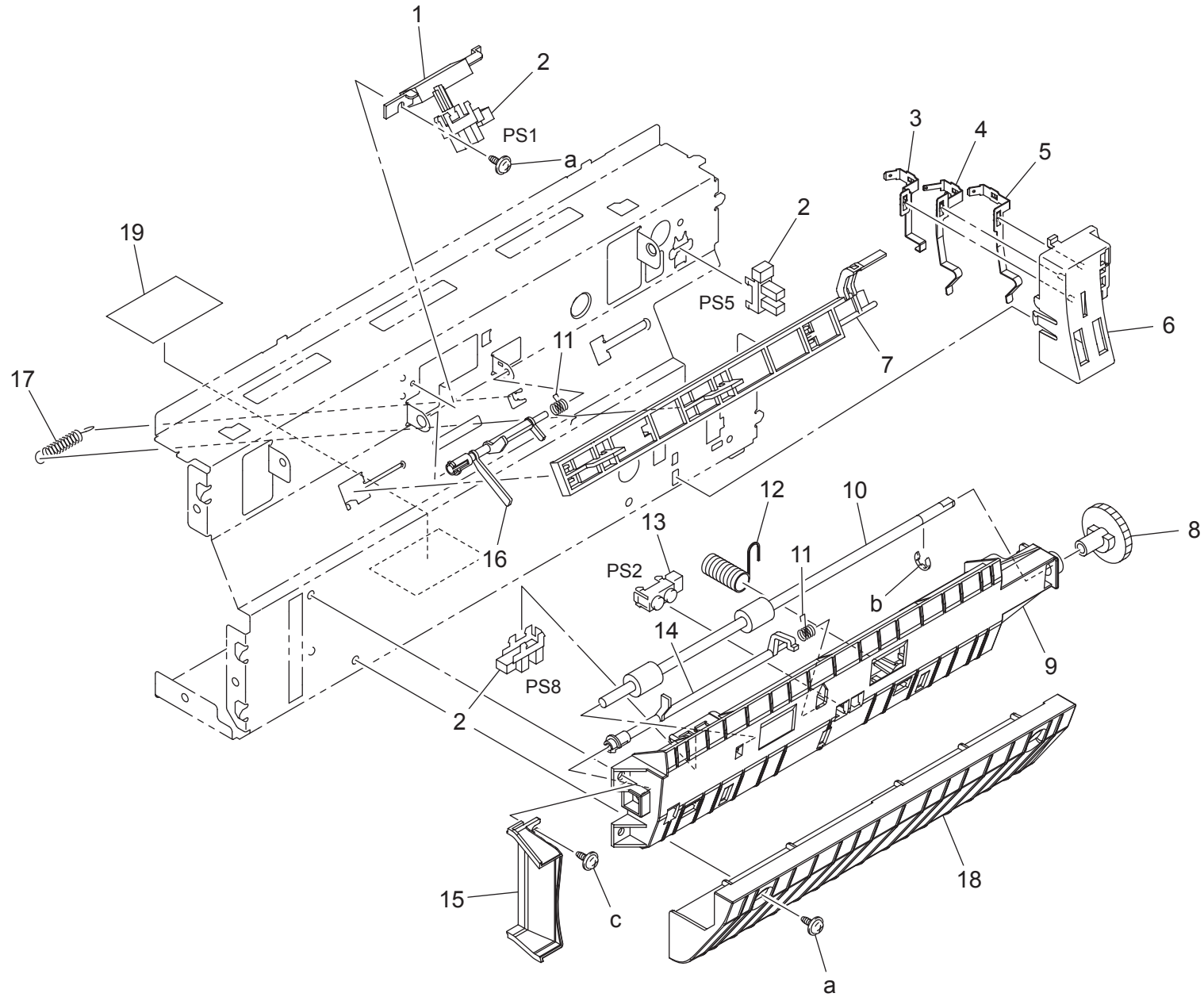
2ND TRANSFER SECTION



2ND TRANSFER SECTION

Key	Part No.	Description	Destinations	Class	QTY	Standard parts
1	4131 3514 02	SHOULDER SCREW		C	1	a-9739 0308 14
2	4139 4005 01	COLLAR		C	2	
3	4139 4002 02	TRANSFER ROLLER		A	1	
4	4139 4003 02	PRESSURE SPRING		C	2	
5	4139 4006 02	GEAR 16T		C	1	
6	4139 4007 01	HOLDER		C	1	
7	4139 4004 01	PRESSURE SPRING		C	2	
8	4139 4009 01	SPACER		C	2	
9	A00V 5002 00	Cushion		C	2	
10	4139 4112 01	ROLL		C	2	
11	4139 4008 01	HOLDER		C	1	
12	4139 4122 01	CONDUCTIVE MEMBER		C	1	
13	4139 4019 02	PRESSURE SPRING		C	1	
14	A00V R713 00	2ND TRANSFER ASSY		S	1	

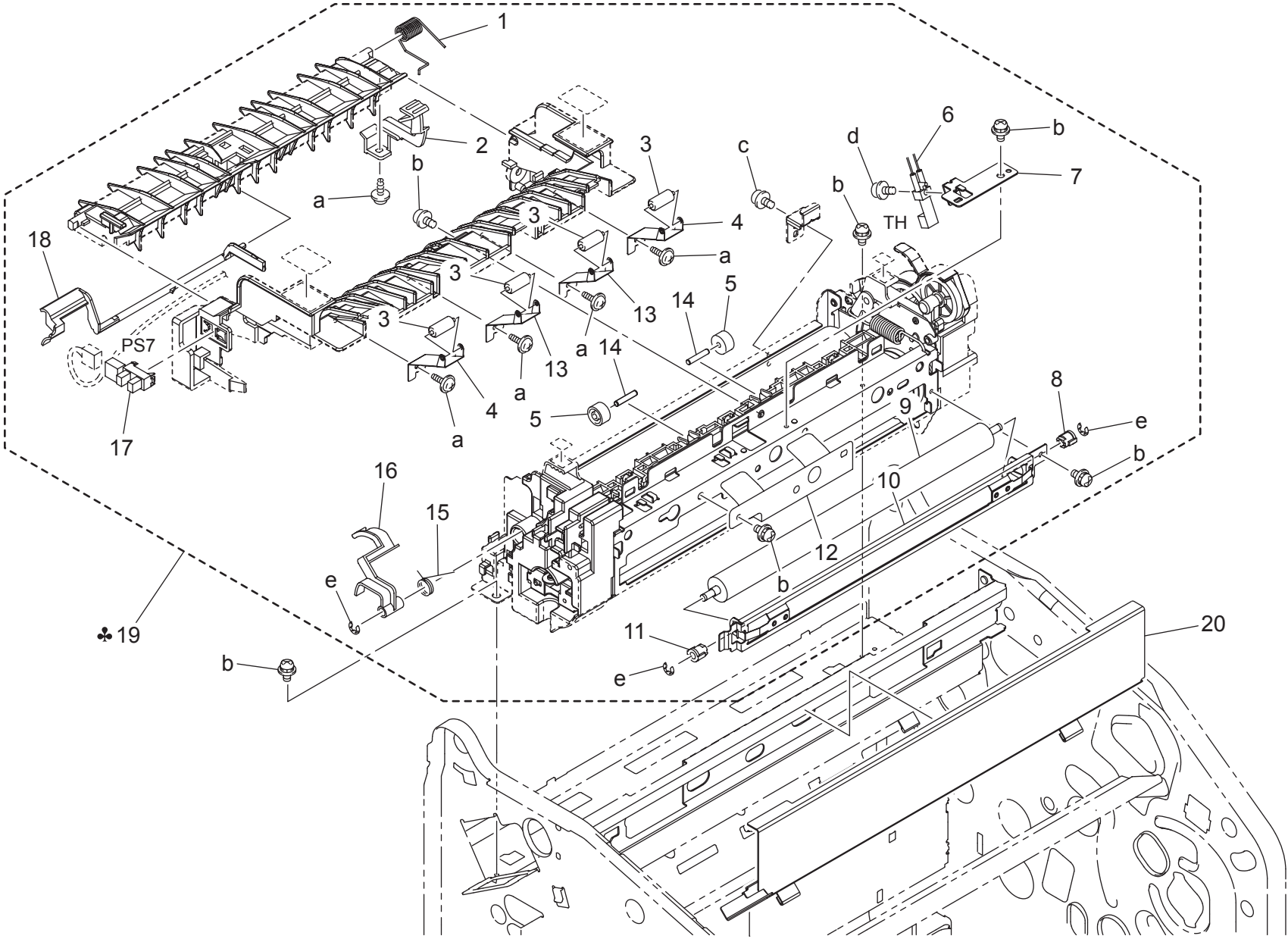
VERTICAL TRANSPORT SECTION



VERTICAL TRANSPORT SECTION

Key	Part No.	Description	Destinations	Class	QTY	Standard parts
1	4139 3511 01	HOLDER		D	1	a-9735 0306 14 b-9721 0400 01 c-9735 0308 14
2	9335 1300 61	PHOTO INTERRUPTER		B	3	
3	4139 2041 02	CONTACT		C	1	
4	4139 2043 02	CONTACT		C	1	
5	4139 2042 02	CONTACT		C	1	
6	4139 2040 01	HOLDER		D	1	
7	4139 4102 04	SLIDER		D	1	
8	4139 3507 01	GEAR 28T		C	1	
9	4139 3502 02	GUIDE		C	1	
10	4139 3501 13	ROLLER		C	1	
11	4139 3506 01	TORSION SPRING		C	2	
12	4139 3514 01	EARTH GROUND		C	1	
13	9335 1400 11	PRISM		C	1	
14	4139 3512 03	ACTUATOR		C	1	
15	4139 4700 01	DUCT		D	1	
16	4139 3505 02	ACTUATOR		C	1	
17	4139 4113 01	TENSION SPRING		C	1	
18	4139 3509 01	GUIDE		C	1	
19	4139 2329 02	SEAL		C	1	

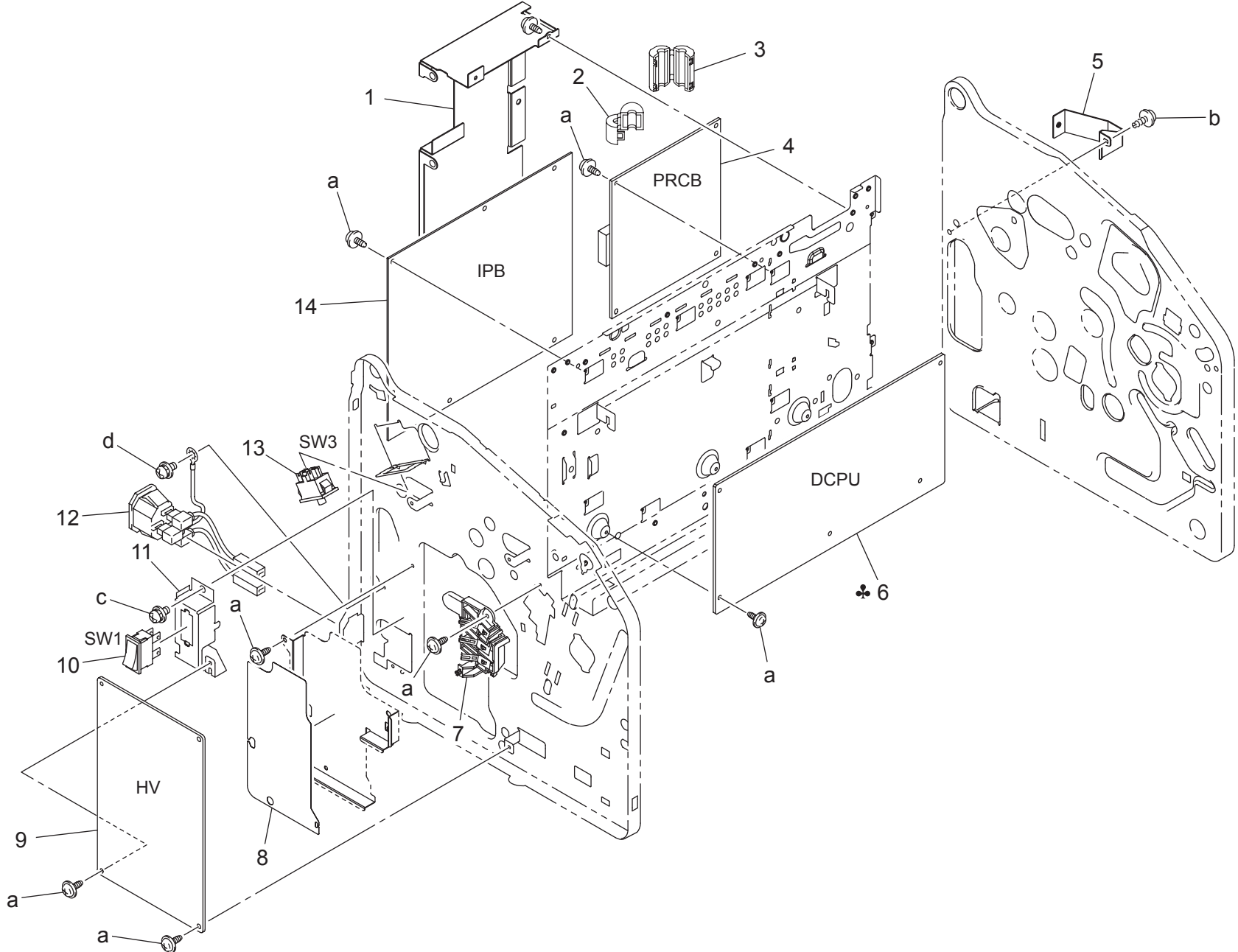
FUSING SECTION



FUSING SECTION

Key	Part No.	Description	Destinations	Class	QTY	Standard parts
1	4139 5535 01	TORSION SPRING		C	1	a-9739 0308 14 b-9646 0308 14 c-9646 0306 14 d-9646 0310 14 e-9721 0300 01
2	4139 5557 02	LEVER		C	1	
3	4139 3910 01	ROLL		C	4	
4	4139 5586 02	PLATE SPRING		D	2	
5	4139 5577 01	COLLAR		C	2	
6	4139 6701 03	THERMISTOR		B	1	
7	4139 5534 01	BRACKET		D	1	
8	4139 5578 02	BUSHING		C	1	
9	4139 5576 03	ROLLER		C	1	
10	4139 5513 02	BRACKET		D	1	
11	4139 5516 02	BUSHING		C	1	
12	4139 7200 00	GUIDE		D	1	
13	4139 5558 02	PLATE SPRING		D	2	
14	4036 2549 01	PIN		D	2	
15	4139 5525 02	TORSION SPRING		C	1	
16	4139 5524 03	LEVER		C	1	
17	9335 1300 61	PHOTO INTERRUPTER		B	1	
18	4139 5518 12	ACTUATOR		C	1	
19	A00V R705 00	FUSING UNIT 120V	B	A	1	
19	A00V R706 00	FUSING UNIT 220-240V	C	A	1	
19	A00V R725 00	FUSING UNIT 220 240V	D1,D3,J,K	A	1	
20	A00V 3912 00	SEAL		C	1	

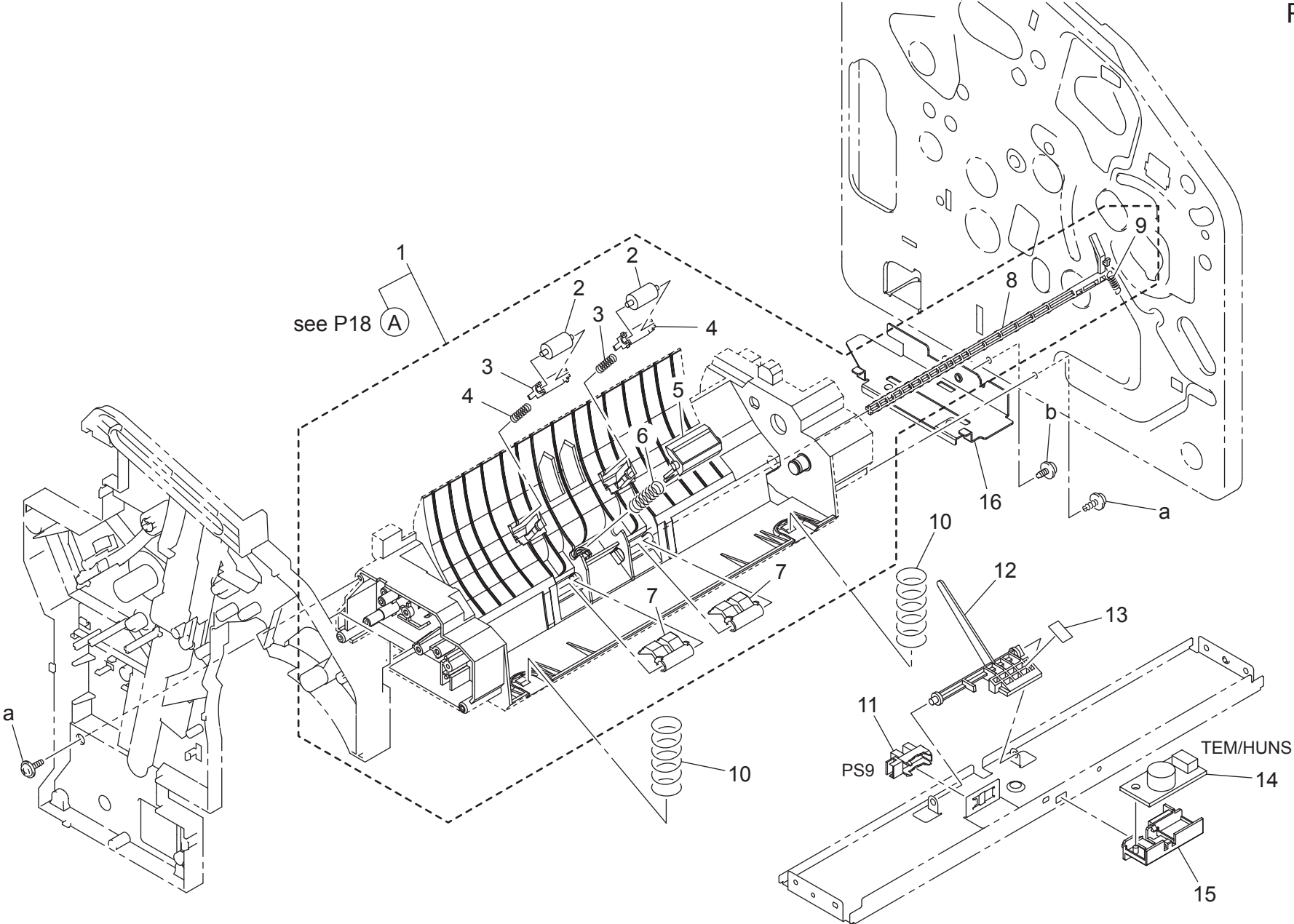
ELECTRICAL COMPONENTS



ELECTRICAL COMPONENTS

Key	Part No.	Description	Destinations	Class	QTY	Standard parts
1	4139 2344 01	SHIELD		D	1	a-9735 0306 14 b-9739 0308 14 c-9646 0308 14 d-9646 0408 14
2	9326 1810 51	FERRITE CORE		D	1	
3	9326 1910 21	FERRITE CORE		D	1	
4	A00V H002 03	PWBASSY		I	1	
5	4139 2345 01	SHIELD		D	1	
6	4139 6210 05	POWER SUPPLY	B	I	1	
6	4139 6211 05	POWER SUPPLY	C,D1,D3,J,K	I	1	
7	4139 R705 00	RACK TERMINAL ASSY		C	1	
8	4139 2326 02	SHIELD		D	1	
9	4139 6215 02	HV TRANSFORMER		I	1	
10	9332 5400 11	SEESAW-SWITCH		C	1	
11	4139 2308 03	BRACKET		D	1	
12	4139 6801 01	WIRE HARNESS ASSY		D	1	
13	9332 1710 41	SWITCH		C	1	
14	A00V H006 01	PWB ASSY		I	1	

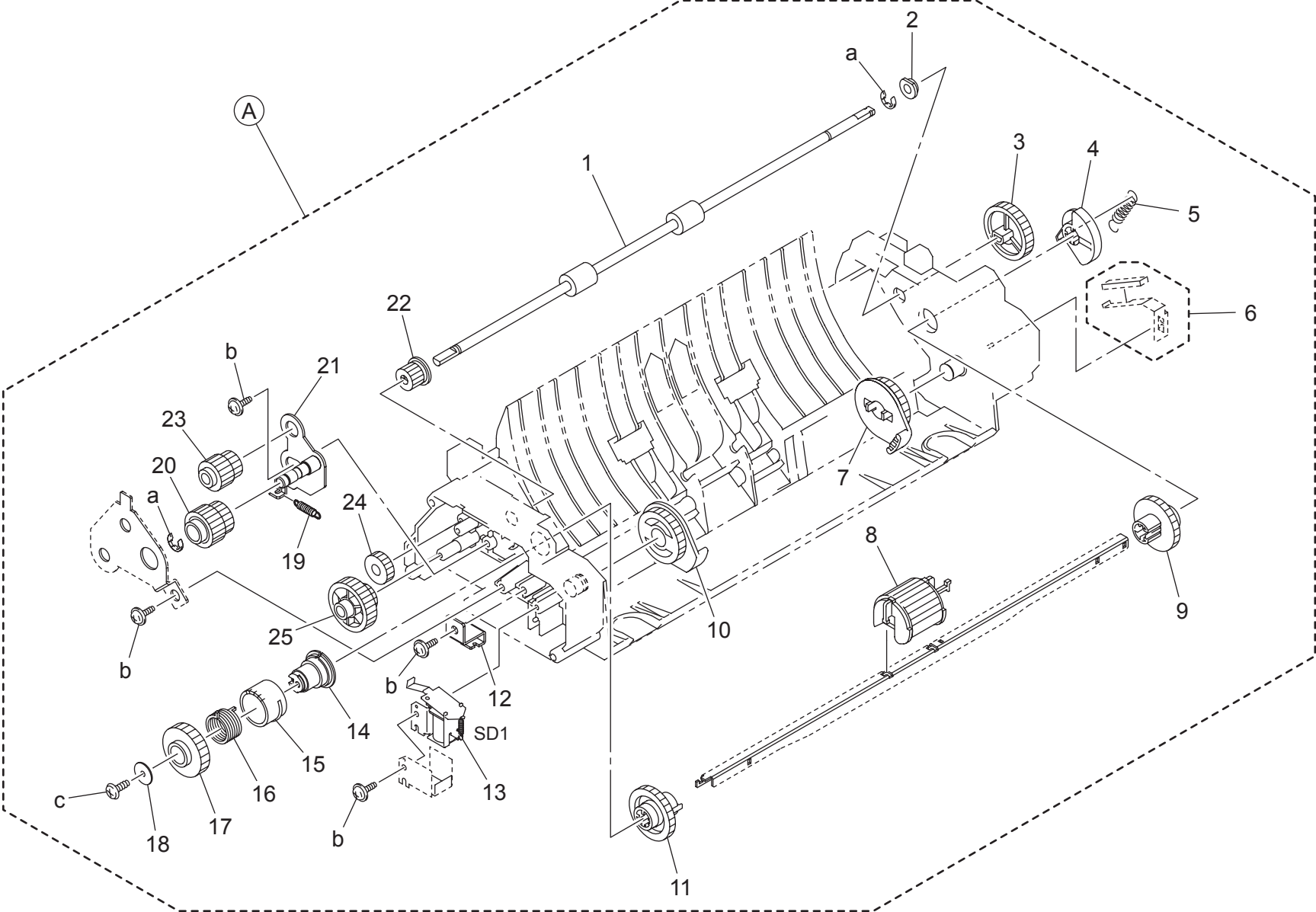
PAPER TAKE-UP SECTION



PAPER TAKE-UP SECTION

Key	Part No.	Description	Destinations	Class	QTY	Standard parts
1	A00V R707 00	PAPER TAKE-UP ASSY		S	1	a-9739 0308 14 b-9735 0306 14
2	4136 3006 01	ROLL		C	2	
3	4136 3009 02	HOLDER		C	2	
4	4136 3018 01	PRESSURE SPRING		C	2	
5	4136 0151 02	FRICTION SHEET ASSY		C	1	
6	A00V 5700 00	PRESSURE SPRING		C	1	
7	4136 3022 01	STOPPER		C	2	
8	4139 3053 02	LEVER		C	1	
9	4136 3027 01	TENSION SPRING		C	1	
10	4139 3024 01	PRESSURE SPRING		C	2	
11	9335 1300 61	PHOTO INTERRUPTER		B	1	
12	4131 3042 06	ACTUATOR		C	1	
13	4139 3029 01	BRACKET		C	1	
14	9372 5400 11	HUMIDITY CONVERSION EL.		C	1	
15	4139 3028 02	HOLDER		D	1	
16	4139 2301 02	BRACKET		D	1	

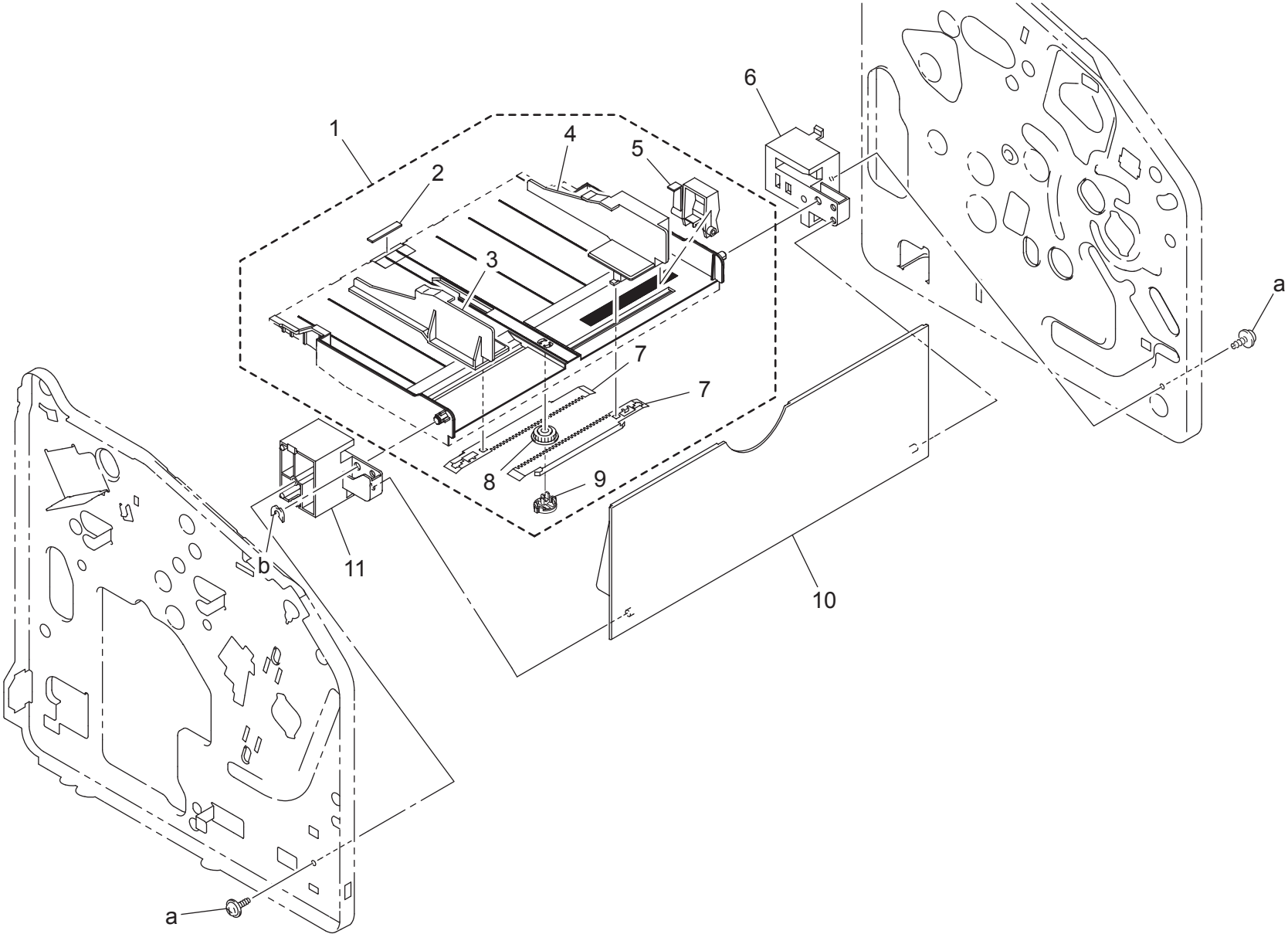
PAPER TAKE-UP SECTION



PAPER TAKE-UP SECTION

Key	Part No.	Description	Destinations	Class	QTY	Standard parts
1	4139 3002 02	ROLLER		C	1	a-9721 0400 01 b-9739 0308 14 c-9742 0308 14
2	4139 3003 01	BUSHING		C	1	
3	4139 3011 02	GEAR 28T		C	1	
4	4139 3052 03	CAM		C	1	
5	4136 3045 01	TENSION SPRING		C	1	
6	A00V R716 00	FRICTION SHEET ASSY		C	1	
7	4136 3043 01	CAM		C	1	
8	4139 3062 01	ROLLER		C	1	
9	4136 3047 01	GEAR 27T		C	1	
10	4136 3044 01	CAM		C	1	
11	4136 3048 01	GEAR 27T		C	1	
12	4139 3092 01	BRACKET		D	1	
13	9321 2400 11	SOLENOID		C	1	
14	4139 3018 03	DRUM		C	1	
15	4136 3038 01	RATCHET		C	1	
16	4136 3037 01	TORSION SPRING		C	1	
17	4136 3035 01	GEAR 35T		C	1	
18	4004 2222 01	WASHER		C	1	
19	4139 3091 01	TENSION SPRING		C	1	
20	4139 3012 02	GEAR 21/25T		C	1	
21	4139 0207 02	LEVER ASSY		C	1	
22	4136 3014 02	GEAR 14T		C	1	
23	4139 3014 02	GEAR 14/20T		C	1	
24	4139 3015 12	GEAR 20T		C	1	
25	4139 3013 02	GEAR 17/26T		C	1	

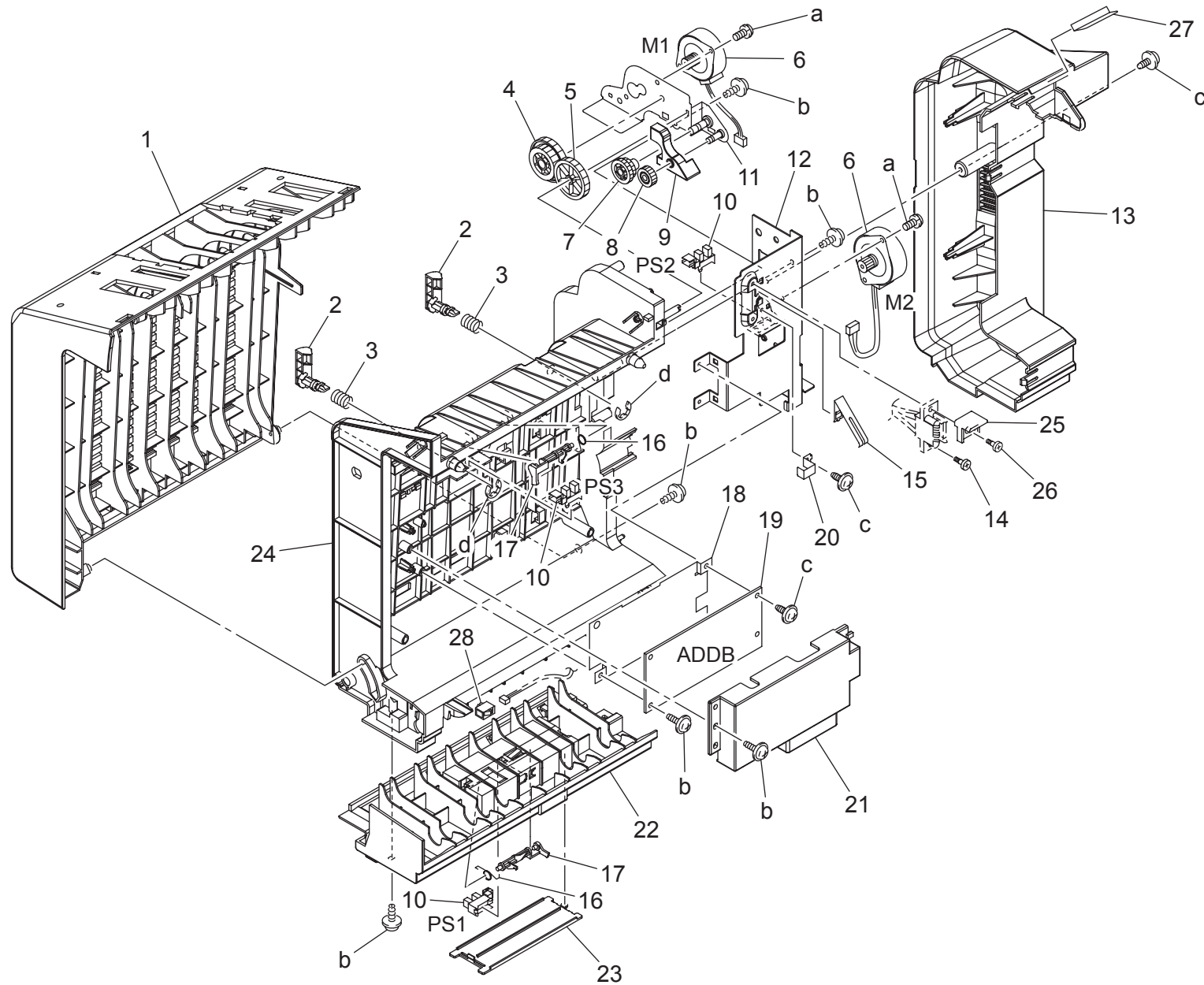
PAPER TAKE-UP SECTION



PAPER TAKE-UP SECTION

Key	Part No.	Description	Destinations	Class	QTY	Standard parts
1	4139 R706 00	REGULATING PLATE ASSY		C	1	a-9739 0308 14 b-4425 3001 01
2	4139 3027 01	FRICTION SHEET		C	1	
3	4139 3042 02	REGULATING PLATE		C	1	
4	4139 3041 01	REGULATING PLATE		C	1	
5	4139 3043 01	LEVER		C	1	
6	4139 3022 01	HOLDER		D	1	
7	4136 3101 01	RACK		C	2	
8	4127 3104 01	GEAR 14T		C	1	
9	A00V 3034 00	SPACER		D	1	
10	4139 3025 02	TRAY		C	1	
11	4139 3023 01	HOLDER		D	1	

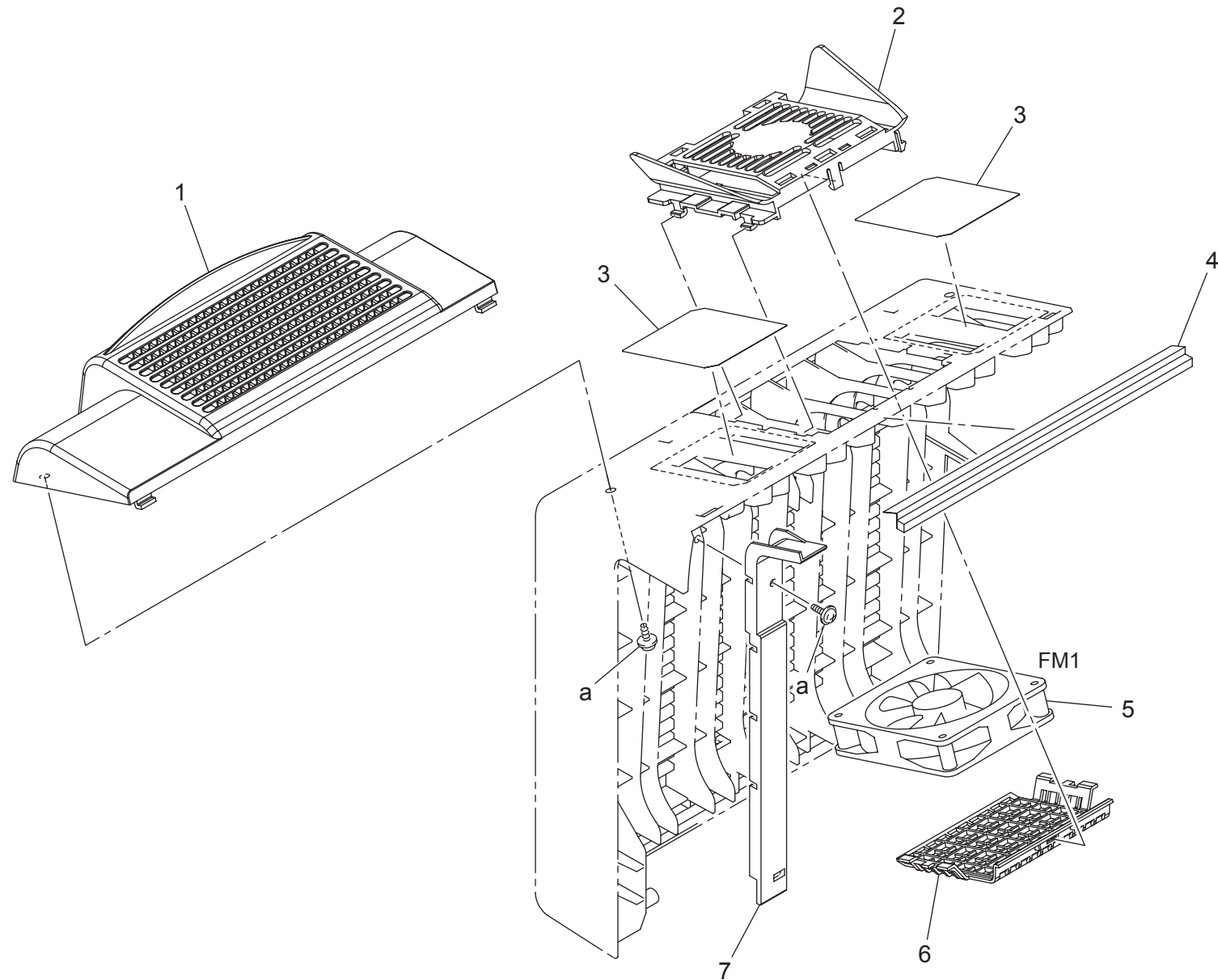
DUPLEX UNIT



DUPLEX UNIT

Key	Part No.	Description	Destinations	Class	QTY	Standard parts
1	4057 3702 02	TOP COVER		C	1	a-9644 0306 14 b-9739 0308 14 c-9735 0306 14 d-9721 0600 01
2	4057 3710 02	LEVER		C	2	
3	4057 3711 01	PRESSURE SPRING		C	2	
4	4057 3745 01	GEAR 33/50T		C	1	
5	4575 3750 01	GEAR 12/47T		C	1	
6	9314 1400 41	MOTOR		B	2	
7	4057 3737 01	GEAR 16/27T		C	1	
8	4575 3752 01	GEAR 16T		C	1	
9	4057 3742 03	COLLAR		C	1	
10	9335 1300 61	PHOTO INTERRUPTER		B	3	
11	4057 0201 01	BRACKET ASSY		D	1	
12	4057 3730 03	BRACKET		D	1	
13	4057 3704 04	COVER		C	1	
14	0990 2064 02	SHOULDER SCREW		C	1	
15	4057 3705 02	PLATE SPRING		D	1	
16	4143 3707 03	TORSION SPRING		C	2	
17	4575 3706 01	ACTUATOR		C	2	
18	4057 3713 02	SHIELD		D	1	
19	4057 0101 15	PWB ASSY		I	1	
20	4057 3747 01	REGULATING PLATE		C	1	
21	4057 3706 03	COVER		C	1	
22	4057 3703 03	LOWER COVER		C	1	
23	4057 3709 02	COVER		C	1	
24	4057 3701 04	FRAME		D	1	
25	4057 3748 01	STOPPER		D	1	
26	4057 3749 01	SHOULDER SCREW		C	1	
27	4057 3752 00	POLYESTER FILM		C	1	
28	9383 2400 11	PLUG HOUSING		D	1	

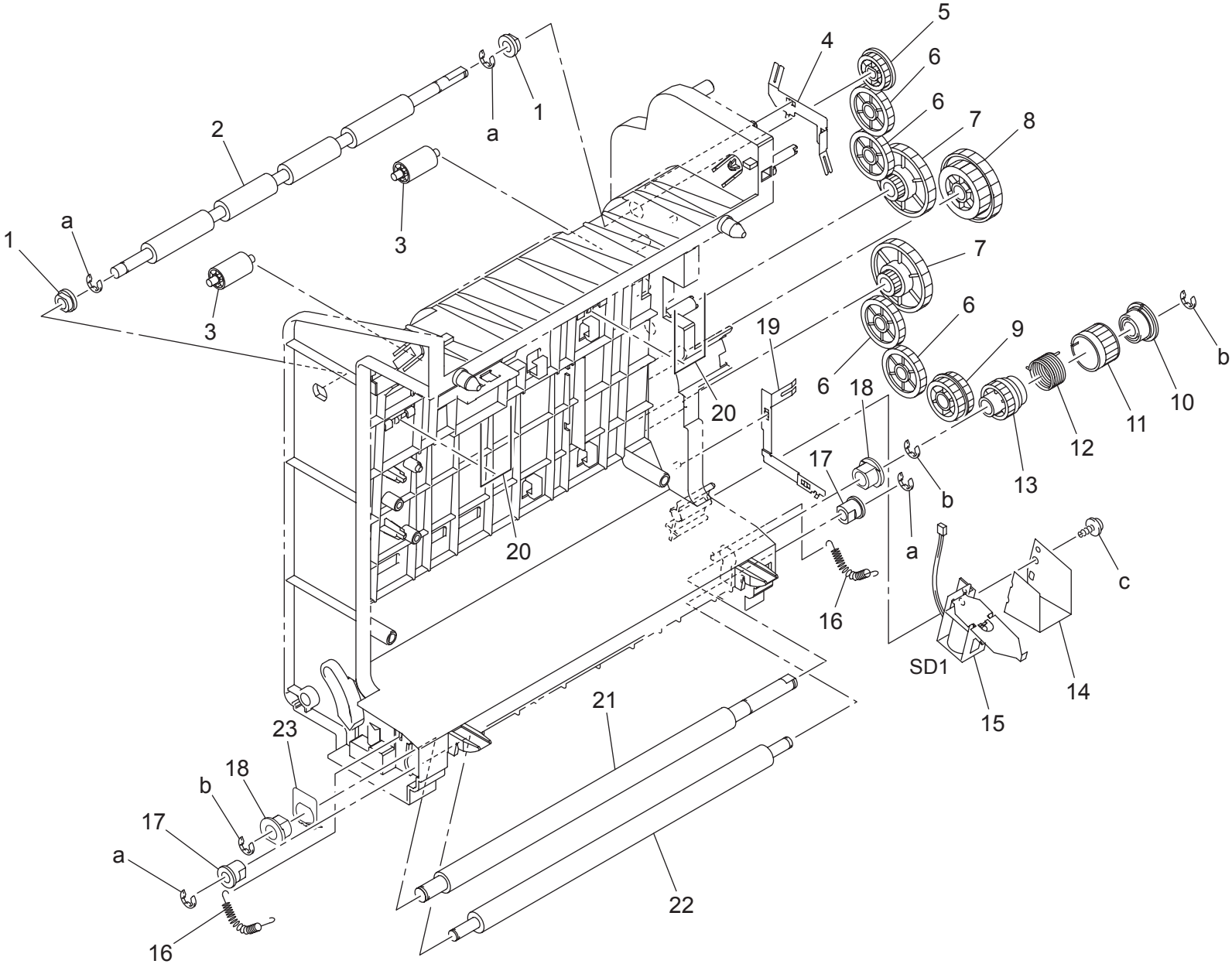
DUPLEX UNIT



DUPLEX UNIT

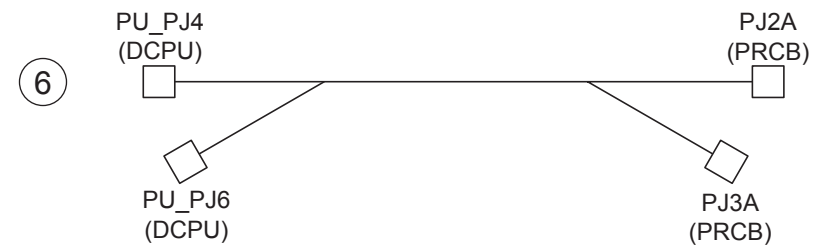
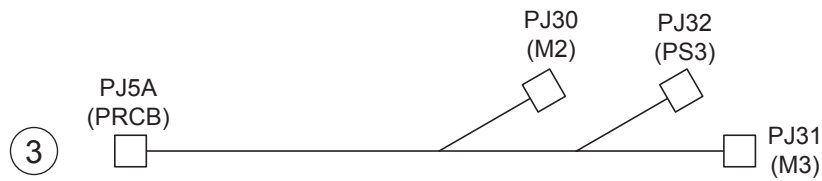
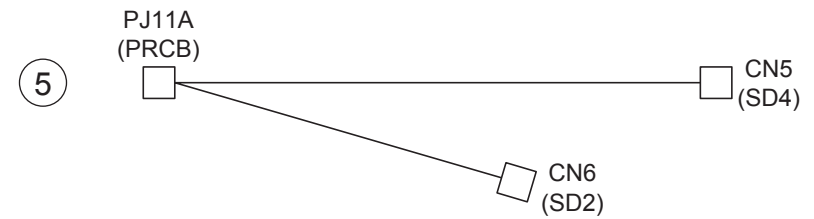
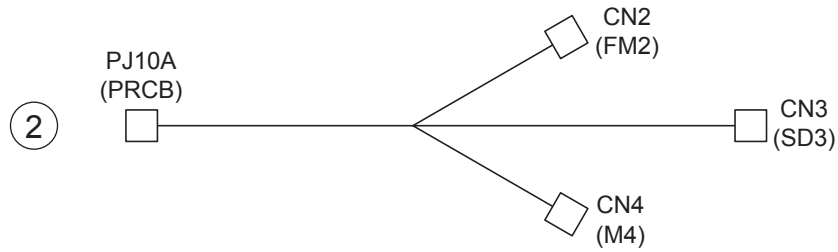
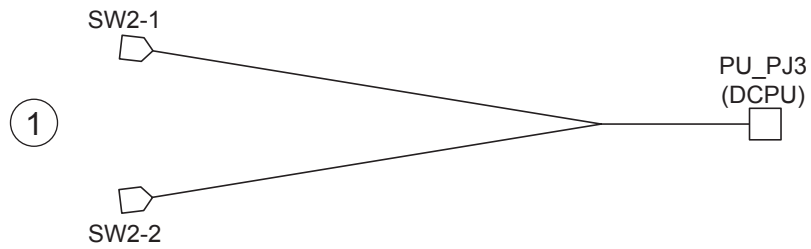
Key	Part No.	Description	Destinations	Class	QTY	Standard parts
1	4057 3717 01	COVER		C	1	a-9739 0310 14
2	4057 3716 01	HOLDER		D	1	
3	4057 3718 01	SEAL		C	2	
4	4057 3751 01	SEAL		D	1	
5	9313 1400 51	FAN MOTOR		B	1	
6	4057 3750 01	COVER		C	1	
7	4057 3715 01	COVER		C	1	

DUPLEX UNIT



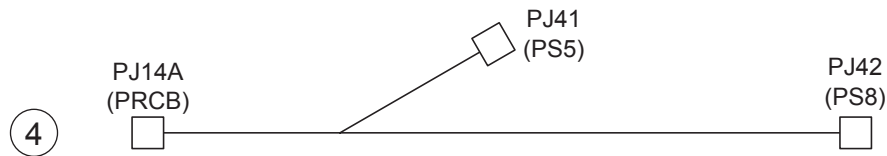
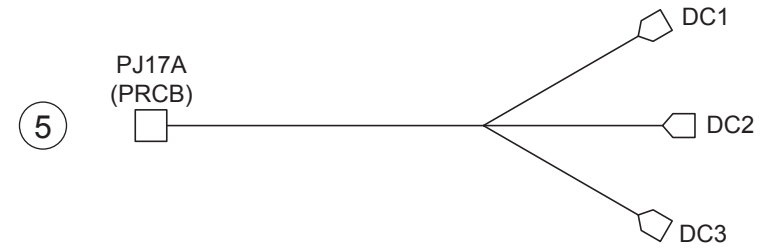
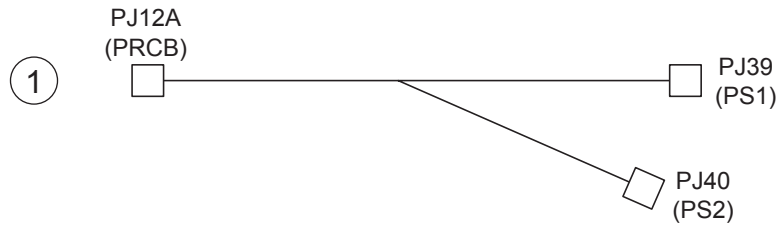
Key	Part No.	Description	Destinations	Class	QTY	Standard parts
1	4030 3093 01	BUSHING		C	2	a-9721 0400 01 b-9721 0600 01 c-9739 0308 14
2	4057 3722 02	ROLLER		C	1	
3	4143 3720 01	ROLL		C	2	
4	4057 3725 01	PLATE SPRING		D	1	
5	4057 3740 01	GEAR 20T		C	1	
6	4139 3911 01	GEAR 28T		C	4	
7	4057 3735 01	GEAR 13/53T		C	2	
8	4057 3745 01	GEAR 33/50T		C	1	
9	4057 3734 01	GEAR 23/29T		C	1	
10	4517 3840 01	DRUM		D	1	
11	4168 3586 01	RATCHET WHEEL		C	1	
12	4168 3587 01	TORSION SPRING		C	1	
13	4517 3841 01	GEAR 26T		C	1	
14	4057 3712 01	SHIELD		D	1	
15	9321 2400 21	SOLENOID		C	1	
16	4168 3585 01	TENSION SPRING		C	2	
17	4517 2101 00	BUSHING		C	2	
18	4057 3726 01	BUSHING		C	2	
19	4057 3720 01	PLATE SPRING		D	1	
20	4143 3721 01	SPRING		C	2	
21	4517 3857 03	ROLLER		C	1	
22	4517 3858 02	ROLLER		C	1	
23	4057 3753 00	CONTACT		D	1	

WIRING



Key	Part No.	Description	Destinations	Class	QTY	Standard parts
1	4139 6803 02	WIRE HARNESS ASSY		D	1	
2	4139 6807 02	WIRE HARNESS ASSY		D	1	
3	4139 6808 01	WIRE HARNESS ASSY		D	1	
4	4139 6809 02	WIRE HARNESS ASSY		D	1	
5	4139 6810 03	WIRE HARNESS ASSY		D	1	
6	4139 6805 02	WIRE HARNESS ASSY		D	1	


WIRING



WIRING

Key	Part No.	Description	Destinations	Class	QTY	Standard parts
1	4139 6811 01	WIRE HARNESS ASSY		D	1	
2	4139 6816 02	WIRE HARNESS ASSY		D	1	
3	4139 6813 02	WIRE HARNESS ASSY		D	1	
4	4139 6814 03	WIRE HARNESS ASSY		D	1	
5	4139 6819 02	WIRE HARNESS ASSY		D	1	
6	4139 6821 03	WIRE HARNESS ASSY		D	1	
7	4139 6817 02	WIRE HARNESS ASSY		D	1	

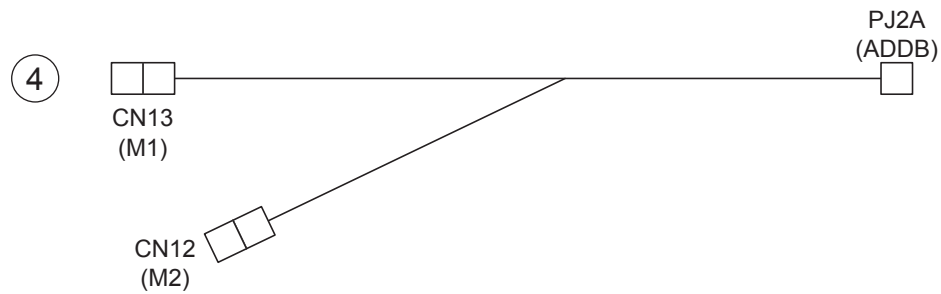
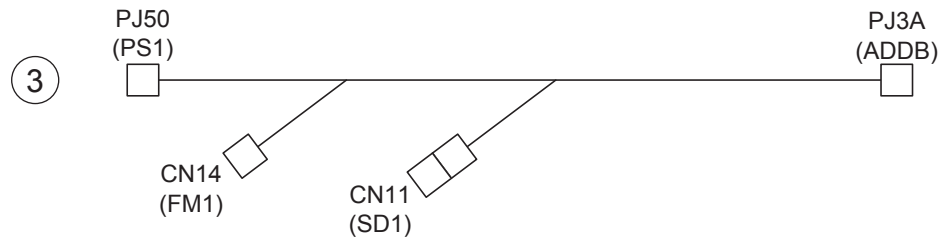
WIRING



WIRING

Key	Part No.	Description	Destinations	Class	QTY	Standard parts
1	4139 6822 02	WIRE HARNESS ASSY		D	1	
2	4139 6824 02	WIRE HARNESS ASSY		D	1	
3	4139 6825 02	WIRE HARNESS ASSY		D	1	
4	4139 6853 04	WIRE HARNESS ASSY		D	1	

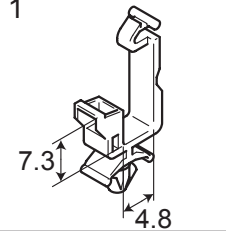
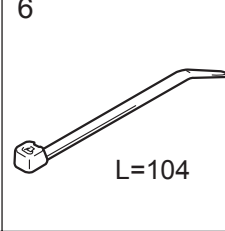
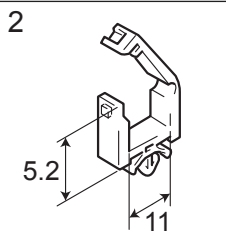
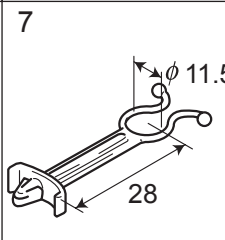
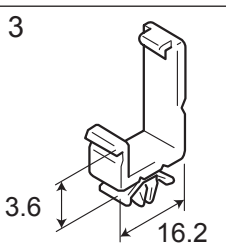
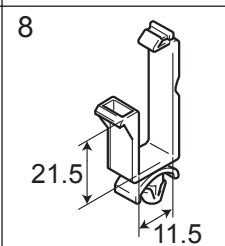
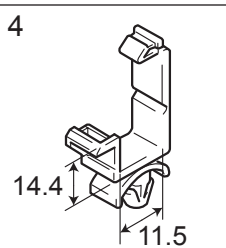
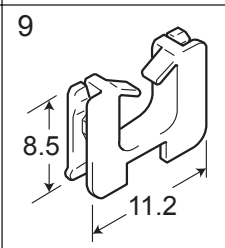
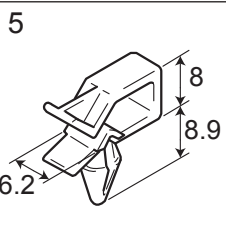
WIRING FOR DUPLEX UNIT



WIRING FOR DUPLEX UNIT

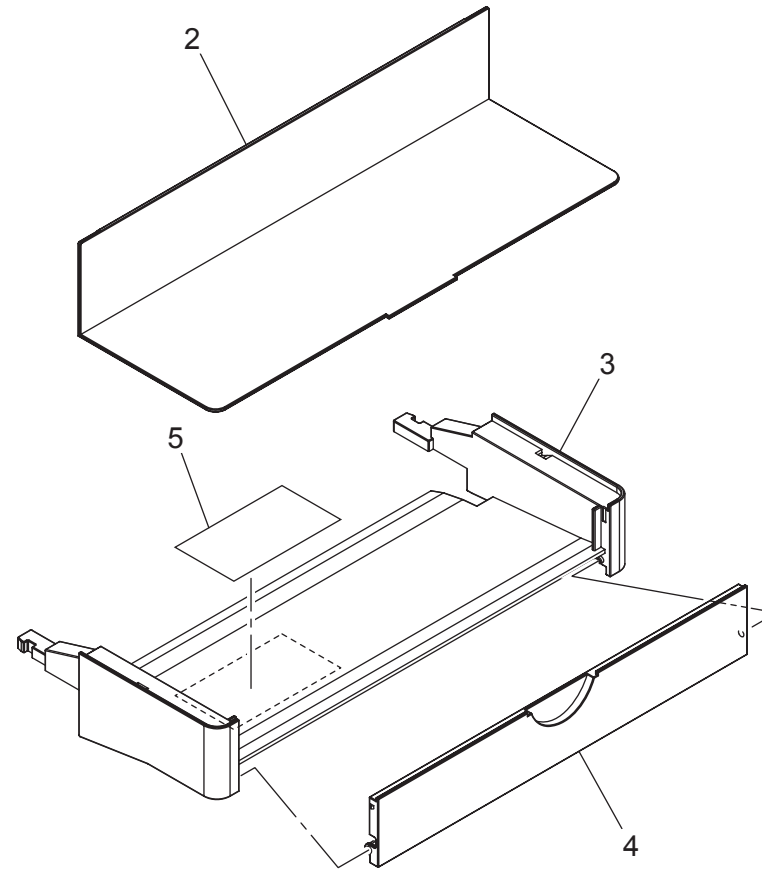
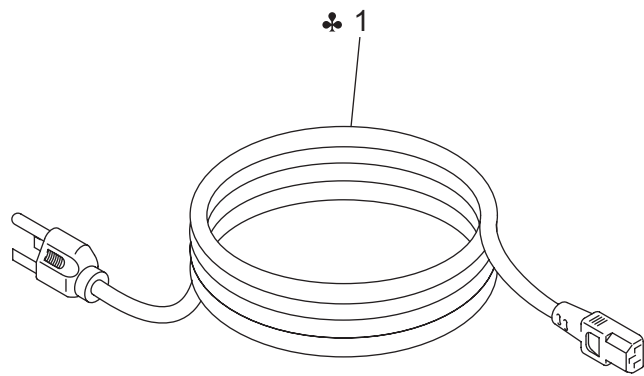
Key	Part No.	Description	Destinations	Class	QTY	Standard parts
1	4057 6801 01	WIRE HARNESS ASSY		D	1	
2	4057 6802 01	WIRE HARNESS ASSY		D	1	
3	4057 6803 03	WIRE HARNESS ASSY		D	1	
4	4057 6804 02	WIRE HARNESS ASSY		D	1	
5	4057 6805 01	WIRE HARNESS ASSY		D	1	

WIRING ACCESSORIES AND JIGS

1 	6 	11	16	21	26	31	36
2 	7 	12	17	22	27	32	37
3 	8 	13	18	23	28	33	38
4 	9 	14	19	24	29	34	39
5 	10	15	20	25	30	35	40

WIRING ACCESSORIES AND JIGS

Key	Part No.	Description	Destinations	Class	QTY	Standard parts
1	9384 1100 91	WIRING SADDLE		D	5	
2	9384 1310 11	WIRING SADDLE 5.2H		D	5	
3	9384 1310 91	WIRING SADDLE 18.5H		D	3	
4	9384 1921 01	WIRING SADDLE 14.4H		D	6	
5	9384 1820 31	WIRING SADDLE 8.0H		D	1	
6	9384 1311 11	CABLE TIE 104L		D	3	
7	9384 1911 11	SO CLIP		D	1	
8	9384 1921 31	WIRING SADDLE 17.3H		D	1	
9	9384 2010 21	EDGE COVER 8.5H		D	1	



ACCESSORY PARTS

Key	Part No.	Description	Destinations	Class	QTY	Standard parts
1	9381 4100 91	POWER CORD	B	D	1	
1	4139 N300 00	POWER CORD	C	D	1	
1	9381 4200 21	POWER CORD	D1,D3	D	1	
1	4136 N300 00	POWER CODE	K	D	1	
1	9381 4300 31	POWER CORD	J	D	1	
2	4139 3033 02	COVER		C	1	
3	4139 3031 02	TRAY		C	1	
4	4139 3032 02	COVER		C	1	
5	4139 9450 00	LABEL		C	1	

MAINTENANCE LIST

● The items with no Page/Key numbers are not handled as spare parts.

No.	Section	PM Parts Description	Maintenance Cycle (K=1,000)		Parts No.	Destinations	Page/Key	Note
			QTY	Replace				
1	Processing section	Toner cartridge (Y/ M/ C)	1	1.5K	-		-	*1
2		Toner cartridge (Y/ M/ C/ K) *2	1	4.5K	-		-	
3		Drum cartridge	1	45K	-		-	Monochrome (MP *3)
4		Drum cartridge	1	10K	-		-	Monochrome (1P/J *4)
5		Drum cartridge	1	11.25K	-		-	Full Color (MP *3)
6		Drum cartridge	1	7.5K	-		-	Full Color (1P/J *4)
7	Image transfer section	Transfer belt unit	1	135K	4139R71100		P12-9	Monochrome (MP *3)
8		Transfer belt unit	1	45K	4139R71100		P12-9	Monochrome (1P/J *4)
9		Transfer belt unit	1	33.7K	4139R71100		P12-9	Full Color (MP *3)
10		Transfer belt unit	1	22.5K	4139R71100		P12-9	Full Color (1P/J *4)
11		Transfer belt unit	1	36.8K	4139R71100		P12-9	Standard Mode *5
12		2nd transfer roller	1	120K	4139400202		P13-3	
13	Fusing section	Fusing unit	1	120K	A00VR70500	B	P15-19	
14		Fusing unit	1	120K	A00VR70600	C	P15-19	
15		Fusing unit	1	120K	A00VR72500	D1,D3,J,K	P15-19	

*1: Four (Y,M,C,K) toner cartridges are set into a machine destined only for North America.

*2: The toner cartridges shipped with the machine will need replacement after about 4,500 printed pages have been produced.

*3: Continuous printing

*4: 1 page/job

*5: Printed under the following conditions; monochrome = 3 pages/job; color = 2 pages/job; monochrome-to-color ratio = 2/3

DESTINATION

Destination No.		Destinations		V	Hz	Model No.
A	A1	JAPAN		100	50/60	
	A2	JAPAN		200	50/60	
B		USA, CANADA		120	60	A00V-014
C		EUROPEAN TYPE		220-240	50/60	A00V-024
D	D1	S.E ASIA TYPE	THAILAND, SRI LANKA, SINGAPORE, MALAYSIA, HONG KONG, PAKISTAN, INDIA, BANGLADESH, INDONESIA	220-240	50/60	A00V-044
	D3	OCEANIA TYPE	AUSTRALIA, NEW ZEALAND	220-240	50/60	A00V-044
E		PHILIPPINES		220-240	50/60	
F	F1	SAUDI ARABIA		127	60	
	F2	SAUDI ARABIA		220-240	50/60	
G	G1	C.S AMERICA		220-240	50/60	
	G2	C.S AMERICA		120	60	
H		TAIWAN		110	60	
I		JORDAN, LEBANON, SYRIA, SOUTH AFRICA, IRAQ, IRAN, N.YEMEN, CAMEROON, UAE, BAHRAIN, OMAN, QATAR, KUWAIT, KENYA, TUNISIA, IVORY COAST, MOROCCO		220-240	50/60	
J		CHINA		220-240	50/60	A00V-084
K		KOREA		220-240	50/60	A00V-044

magicolor 2550DN

Free Manuals Download Website

<http://myh66.com>

<http://usermanuals.us>

<http://www.somanuals.com>

<http://www.4manuals.cc>

<http://www.manual-lib.com>

<http://www.404manual.com>

<http://www.luxmanual.com>

<http://aubethermostatmanual.com>

Golf course search by state

<http://golfingnear.com>

Email search by domain

<http://emailbydomain.com>

Auto manuals search

<http://auto.somanuals.com>

TV manuals search

<http://tv.somanuals.com>