

PACKAGE CONTENTS

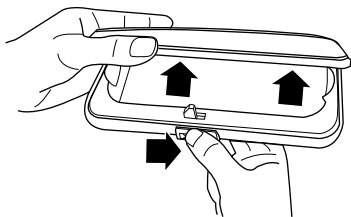
- Vault case
- *Quick Setup Guide*

FEATURES

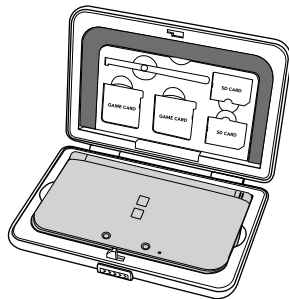
- Protects your 3DS or 3DS XL from damage
- Holds your games, SD cards, and stylus
- Easy to install and remove

INSERTING YOUR 3DS OR 3DS XL

- 1 Slide the latch, then lift the cover to open the case.

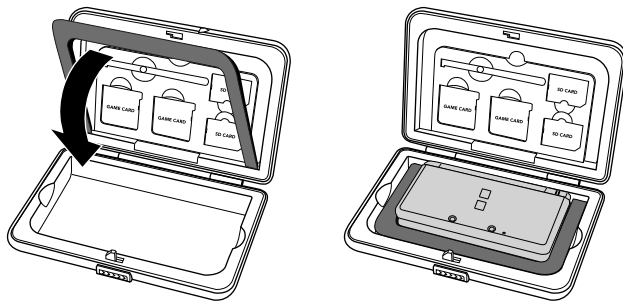


- 2 If you have a 3DS XL, insert it into the case as shown below.



OR

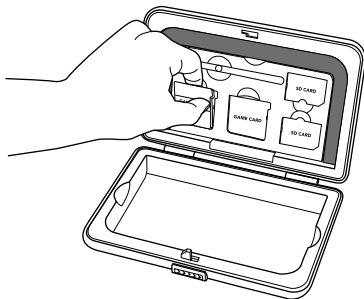
- If you have a 3DS, move the padding in the lid to the bottom of the case, then insert your 3DS as shown below.



- 3 Close the lid until you hear a click.

STORING YOUR GAMES AND ACCESSORIES

- Gently push your games, SD cards, and stylus into the slots until you hear a click.



ONE-YEAR LIMITED WARRANTY

Visit www.insigniaproducts.com for details.

CONTACT INSIGNIA:

For customer service, call 1-877-467-4289 (U.S. and Canada)
www.insigniaproducts.com

INSIGNIA is a trademark of Best Buy and its affiliated companies.
Registered in some countries.
Distributed by Best Buy Purchasing, LLC
7601 Penn Ave South, Richfield, MN 55423 U.S.A.
©2014 Best Buy. All rights reserved.
Made in China

Free Manuals Download Website

<http://myh66.com>

<http://usermanuals.us>

<http://www.somanuals.com>

<http://www.4manuals.cc>

<http://www.manual-lib.com>

<http://www.404manual.com>

<http://www.luxmanual.com>

<http://aubethermostatmanual.com>

Golf course search by state

<http://golfingnear.com>

Email search by domain

<http://emailbydomain.com>

Auto manuals search

<http://auto.somanuals.com>

TV manuals search

<http://tv.somanuals.com>