

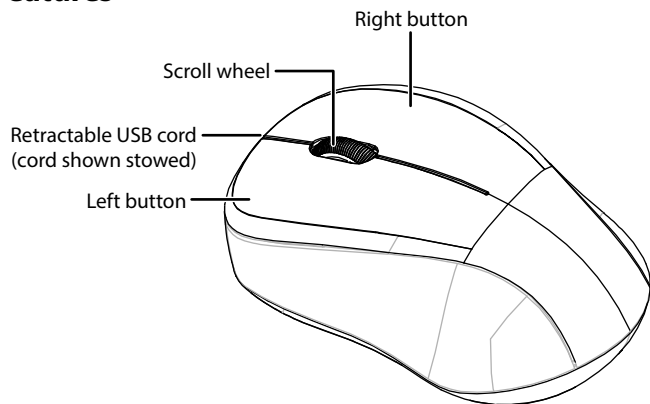
Package contents

- Retractable Wired USB Mouse
- Quick Setup Guide

System requirements

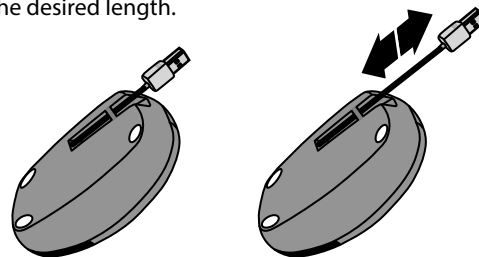
- Windows® 8, Windows® 7, Windows Vista®, Windows® XP, or Mac OS 10.X or higher
- One available USB port

Features



Setting up your mouse

- 1 Turn the mouse over and hold it in one hand, then pull out the USB cord to the desired length.

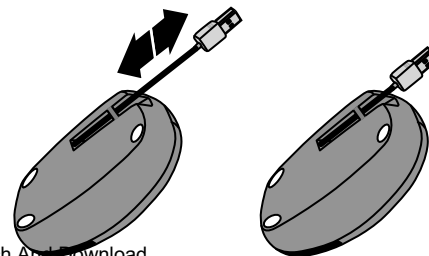


- 2 Plug your mouse into an available USB port on your computer. The computer automatically detects the mouse and you can immediately begin using it.

Caution: Using your mouse on a desk that is red, transparent, or highly reflective may interfere with the mouse's optical sensor.

To retract the USB cord

- Slightly pull out the USB cord and the cord automatically rewinds.
- Note:** To prevent damaging the reel, hold onto the cord and guide it back into the mouse.



Cleaning your mouse

- Wipe the mouse with a damp, lint-free cloth.

Specifications

Dimension (LxWxH): 3.8 × 2.31 × 1.3 in. (9.8 × 5.8 × 3.5 cm)

Weight: 2.1 oz. (.06 kg)

USB speed: USB 2.0, 480Mbps

Cable length: 29.5 in. (75 cm)

Troubleshooting

My mouse is not working.

- Try connecting your mouse to a different USB port on your computer.
- Make sure that your computer meets the system requirements.
- Only use the mouse on a clean, flat, non-slippery surface to ensure smooth and accurate cursor action.

Legal notices

FCC Statement

This device complies with Part 15 of the FCC Rules. Operation is subject to the following two conditions: (1) this device may not cause harmful interference, and (2) this device must accept any interference received, including interference that may cause undesired operation.

This equipment has been tested and found to comply with the limits for a Class B digital device, pursuant to Part 15 of the FCC Rules. These limits are designed to provide reasonable protection against harmful interference in a residential installation. This equipment generates, uses and can radiate radio frequency energy and, if not installed and used in accordance with the instructions, may cause harmful interference to radio communications. However, there is no guarantee that interference will not occur in a particular installation. If this equipment does cause harmful interference to radio or television reception, which can be determined by turning the equipment off and on, the user is encouraged to try to correct the interference by one or more of the following measures:

- Reorient or relocate the receiving antenna.
- Increase the separation between the equipment and receiver.
- Connect the equipment into an outlet on a circuit different from that to which the receiver is connected.
- Consult the dealer or an experienced radio/TV technician for help.

Warning: Changes or modifications not expressly approved by the party responsible for compliance could void the user's authority to operate the equipment.

IC Statement

CAN ICES-3 (B)/NMB-3 (B)

One-year limited warranty

For complete warranty, visit www.insigniaproducts.com.

Contact Insignia

1-877-467-4289 (U.S. and Canada) or 01-800-926-3000 (Mexico)

www.insigniaproducts.com

INSIGNIA is a trademark of Best Buy and its affiliated companies.

Registered in some countries.

Distributed by Best Buy Purchasing, LLC

7601 Penn Ave South, Richfield, MN 55423 U.S.A.

©2014 Best Buy. All rights reserved.

Made in China

Free Manuals Download Website

<http://myh66.com>

<http://usermanuals.us>

<http://www.somanuals.com>

<http://www.4manuals.cc>

<http://www.manual-lib.com>

<http://www.404manual.com>

<http://www.luxmanual.com>

<http://aubethermostatmanual.com>

Golf course search by state

<http://golfingnear.com>

Email search by domain

<http://emailbydomain.com>

Auto manuals search

<http://auto.somanuals.com>

TV manuals search

<http://tv.somanuals.com>