

**Tarsys®
Tilt Only (2GT™)
Recline Only (2GR™)
Tilt and Recline (2GTR™)**

**For 2G/3G Storm Series® RWD
and Arrow® FWD
Powered Wheelchairs**



Yes, you can.™

Parts Catalog Usage Guide

The information contained in this document is subject to change without notice. This catalog contains service parts for Form No. 99-150. If you have any questions regarding this catalog, please contact one of our Customer Service Representatives.

For Customer Service Support Call:

1-800-333-6900

For Faxed In Orders Call:

1-800-678-4682 or

1-440-366-0709

For Technical Service Call:

1-800-832-4707

Literature Can Be Found at:

www.invacare.com or

1-800-828-6272

SYMBOL DEFINITION

Throughout this catalog you will notice letters to draw your attention to specific footnotes which are located at the bottom of the page or below specified charts.

Examples:

A,B,C etc. = Special Comments

NOTE: = General information pertaining to that specific page

NLA = No Longer Available

HARDWARE MEASUREMENTS

The measurements for the hardware will be listed as follows:

Screws, Bolts Diameter X Thread Count/Pitch X Length

Washers Inside Diameter X Outside Diameter X Thickness

Spacers Inside Diameter X Outside Diameter X Length

For your convenience, we have supplied an area for you to list your Invacare Representatives.

Name	Phone Numbers

©2008 Invacare Corporation. Elyria, Ohio. Invacare, Yes, you can., the Blue Medallion Design, Storm Series, Arrow, Silhouette, Contour U, and Arrow are registered trademarks and 2GT, 2GR, 2GTR, MKIV, Infinity, and Personal Back are trademarks of Invacare Corporation.

Otto Bock is a registered trademark owned by Otto Bock Orthopaedische Industrie GMBH & Co.. JAY Back is a registered trademark of Sunrise Medical HHG, Inc. Corporation

TABLE of CONTENTS

Description	Page Number
Accessories, Arm Pads - Otto Bock	141
Accessories, Back Hardware (Infinity, Personal, JAY, Silhouette, Contour U Backs w/ Extruded Canes) (Profile Back w/ 7/8" Round Canes)	153
Accessories, Headrest Support Assembly - A.B.S. Curved and Profile Back	143
Accessories, Lateral Support Assembly	145
Accessories, Miscellaneous	158
Accessories, Power Wheelchair Tool Kit	156
Accessories, Vent Tray Assembly (FWD)	150
Accessories, Vent Tray Assembly (RWD)	147
Armrest Assembly - 2GR and 2GTR	85
Armrest Assembly - 2GT	82
Back Assembly - V.S.R. Actuator Motor & Attaching Hardware - 2GR and 2GTR	80
Back Assembly Attaching Hardware - A.B.S. Curved and Profile	77
Back Cane (7/8" Round) and Spreader Bar Assembly - 2GT	40
Back Cane and Spreader Bar Assembly - Recline Only and Tilt/ Recline	42
Back Cane and Spreader Bar Assembly - Tilt Only	37
Back, A.B.S. Curved w/o Hardware - 2GR/2GTR w/ V.S.R. (After 4/20/03)	70
Back, A.B.S. Curved w/o Hardware - 2GR/2GTR w/ V.S.R. (Before 4/21/03)	63
Back, A.B.S. Curved w/o Hardware - 2GT (After 10/31/00)	54
Back, A.B.S. Curved w/o Hardware - 2GT (Before 11/1/00)	45
Back, Profile without Attaching Hardware	75
Electronics - Mid-Line Swing Bracket Assembly	134

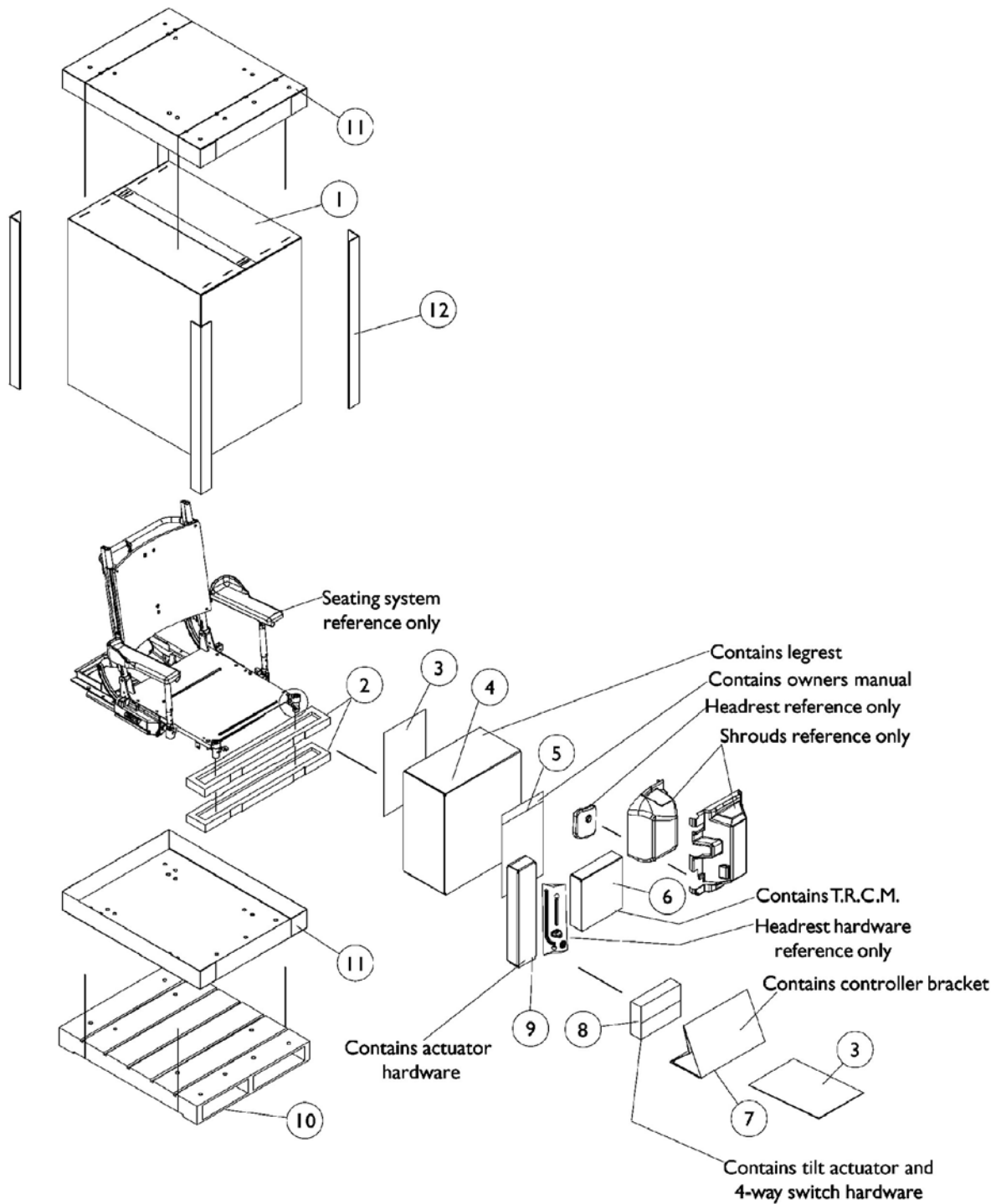
TABLE of CONTENTS

Description	Page Number
Electronics - MKIV TRCM 2G, MKIV TAC & 4-Way Switch	127
Electronics - MKIV TRCM 2G, MKIV TAC & 4-Way Switch For TRBKTS Option	130
Electronics - Quad Link (QLA) After 10/30/05	139
Electronics - Quad Link Before 10/31/05	136
Electronics - Tilt Recline Single Switch (TRSS)	125
Electronics - Tilt/ Recline Potentiometers and Hardware	132
Frame, Base Interface Hardware - 2GR (FWD)	20
Frame, Base Interface Hardware - 2GR (RWD)	9
Frame, Base Interface Hardware (Includes Tilt Actuator) - 2GT/2GTR (FWD)	18
Frame, Base Interface Hardware (Includes Tilt Actuator) - 2GT/2GTR (RWD)	13
Frame, Base Interface Hardware w/ TRBKTS Option - 2GR (RWD)	11
Frame, Base Interface w/ TRBKTS Option (Includes Tilt Actuator) - 2GT/2GTR (RWD)	15
Frame, Center Seat Assembly - 2GT	26
Frame, Center Seat Assembly (Includes Recline Actuator) - 2GR	28
Frame, Center Seat Assembly (Includes Recline Actuator) - 2GTR	30
Frame, Center Seat Attaching Hardware - (RWD and FWD)	24
Frames, Side	22
Front Pivot Bracket and Links Kit	32
Front Rigging - Front Rigging Hanger Assembly - Sector, Pin and Genius Style	93
Front Rigging - Legrest Support Push Rod Assembly	123
Front Rigging - Legrest Supports (Mechanical) - AT5544P	95

TABLE of CONTENTS

Description	Page Number
Front Rigging - Legrest, Genius (Mechanical)	97
Front Rigging - Power Articulating Legrest - ELRPW (5/1/02-7/26/04)	108
Front Rigging - Power Articulating Legrest - ELRPW (After 7/26/04)	111
Front Rigging - Power Articulating Legrest - POWELR18/POWELR20 (Before 9/15/01)	101
Front Rigging - Power Articulating Legrest Kits - ELRPW (5/1/02-7/26/04)	120
Front Rigging - Power Articulating Legrest Kits - ELRPW (After 7/26/04)	122
Front Rigging - Power Articulating Legrest Kits - POWELR18/POWELR20 (Before 9/15/01) .	116
Front Rigging - Power Articulating/Non-Articulating Legrest Harnesses and Hardware	114
Front Rigging - Power Non-Articulating Legrest - POWELR18/POWELR20 (9/15/01-4/30/02)	105
Front Rigging - Power Non-Articulating Legrest Kits - POWELR18/POWELR20 (9/15/01-4/30/02)	119
Label Locations For TRBKTS Option	7
Packaging and Literature	5
Seat Pan	34
Seat Pan Mounting Hardware	35
Shroud Covers, Controller	90
Shroud Covers, Rear, Side, Lower Seat and V.S.R. Actuator	88
TRBKTS Option Clarification Reference	8

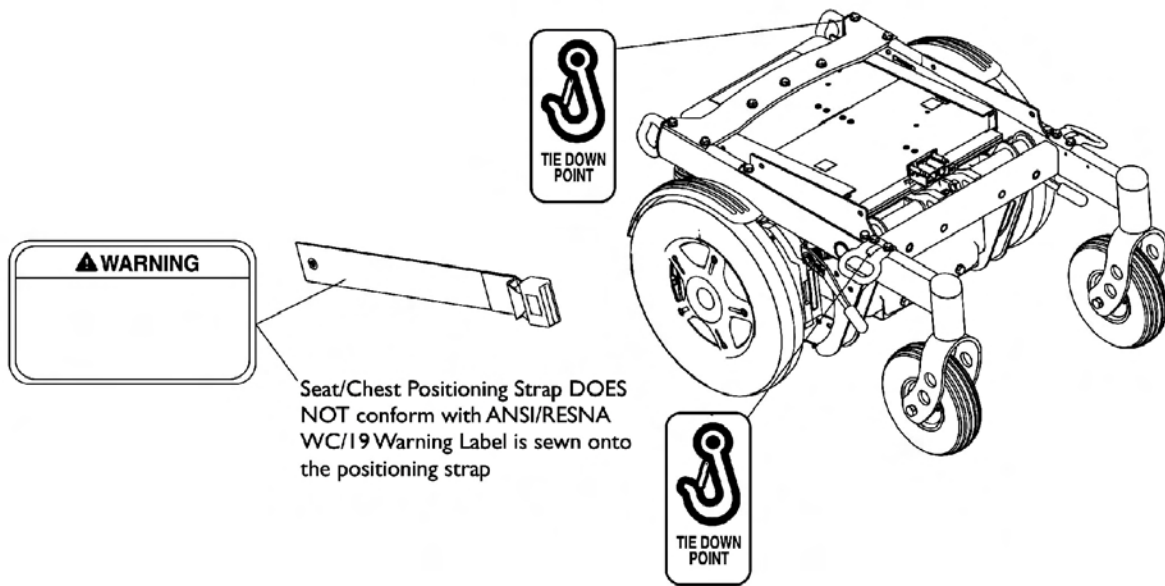
Packaging and Literature



Packaging and Literature

Item Number	Note	Part Number	Description	Quantity Per	
				Package	Assembly
1	B	1030364	Carton, Cover	1	1
2		1091514	Insert, Carton	1	1
3		40131X161	Insert, Plain Pad	1	2
4		1106472	Carton	1	1
5		1021149	Bag, Poly Zip-Lip (13" Long x 9" Wide)	1	1
6		1080876	Carton	1	1
7		1092284	Insert, Carton	1	1
8		40131X045	Carton	1	1
9		1091517	Carton	1	1
10	D	See Note	See Footnote	1	1
11		1030362	Carton, Tray	1	2
12		1115174	Carton, Corner Reinforcement	1	4
		A	00077X031	Warranty Card	1
	A,B	1134791	Manual, Owner's 3G Storm w/ MKIV Electronics	1	1
	A,C	1031682	Carton, Cover	1	1
	A,C	1030362	Carton, Tray	1	1
NOTE: A - Not Shown B - All Systems C - Complete Seating Systems with Chair Base D - Wood skid not supplied					
NOTE: When adjusting or replacing parts, please refer to you Owner's Manual for assistance.					

Label Locations For TRBKTS Option



TRBKTS Option Label Locations

TRBKTS Option Clarification Reference

TRBKTS Option was introduced 12/19/05 as an On-Chair option only for 3G RWD Storm Series models.

About TRBKTS Transport Ready Package

TRBKTS includes four factory-installed wheelchair transport brackets. **TRBKTS** has not been crash-tested in accordance with WC 19. Use these transport brackets only to secure an unoccupied wheelchair during transport.

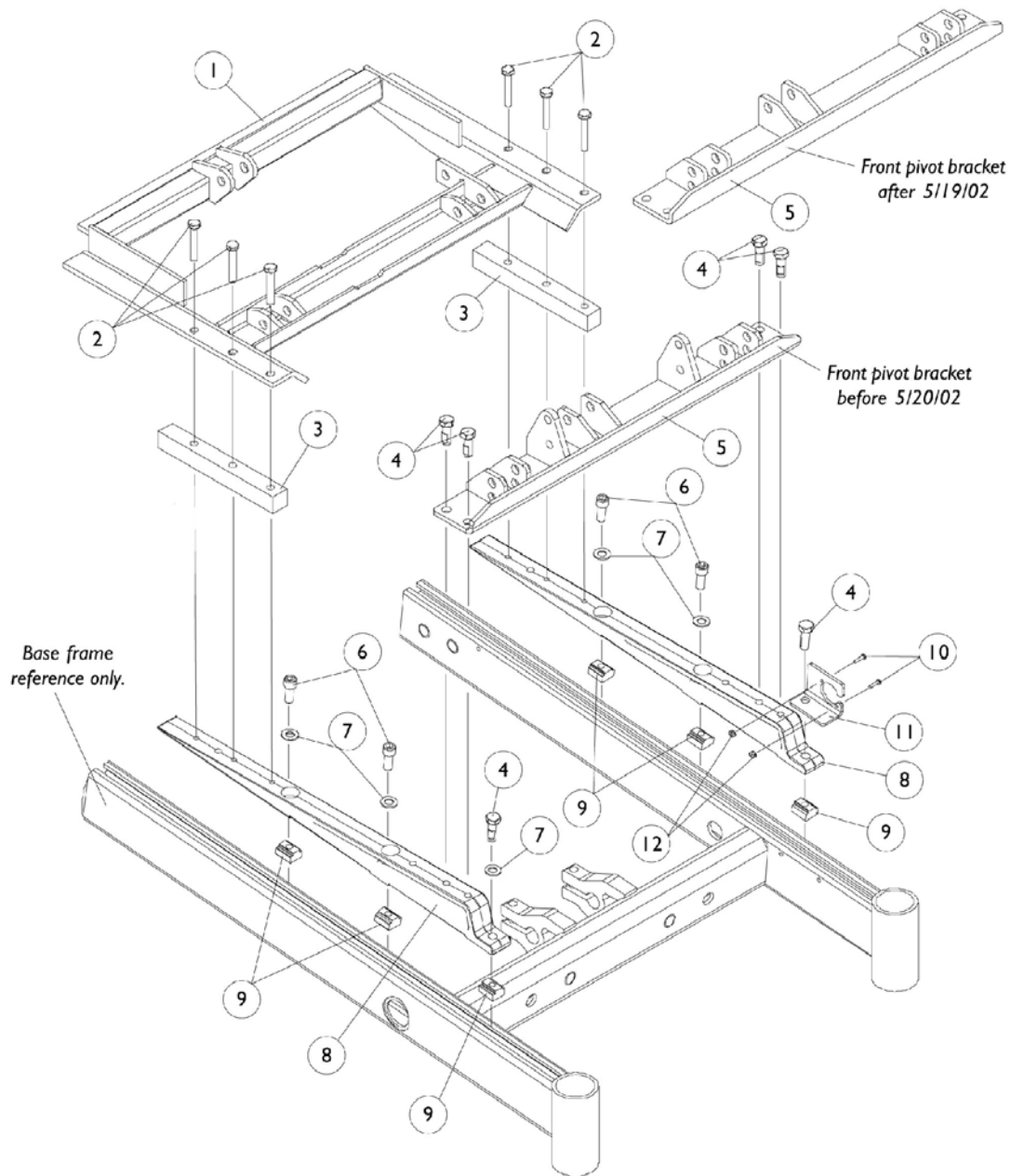
Only use the transport brackets included with **TRBKTS** for the purpose described in the appropriate Owner's Operator and Maintenance Manual.

Battery support brackets **MUST** be installed at all times. Otherwise, the wheelchair will not be WC/19 compliant. Refer to Removing/Installing the Batteries From/Into the Wheelchair in the appropriate Owner's Operator and Maintenance Manual.

As of this date, the Department of Transportation has not approved any tie-down systems for transportation of a user while in a wheelchair, in a moving vehicle of any type. It is Invacare's position that users of wheelchairs should be transferred into appropriate seating in vehicles for transportation and use be made of the restraints made available by the auto industry. Invacare cannot and does not recommend any wheelchair transportation systems.

NOTE: ANSI = American National Standards Institute, RESNA = Rehabilitation Engineering and Assistive Technology Society of North America.

Base Frame Interface Hardware (RWD) Recline Only (2GR)

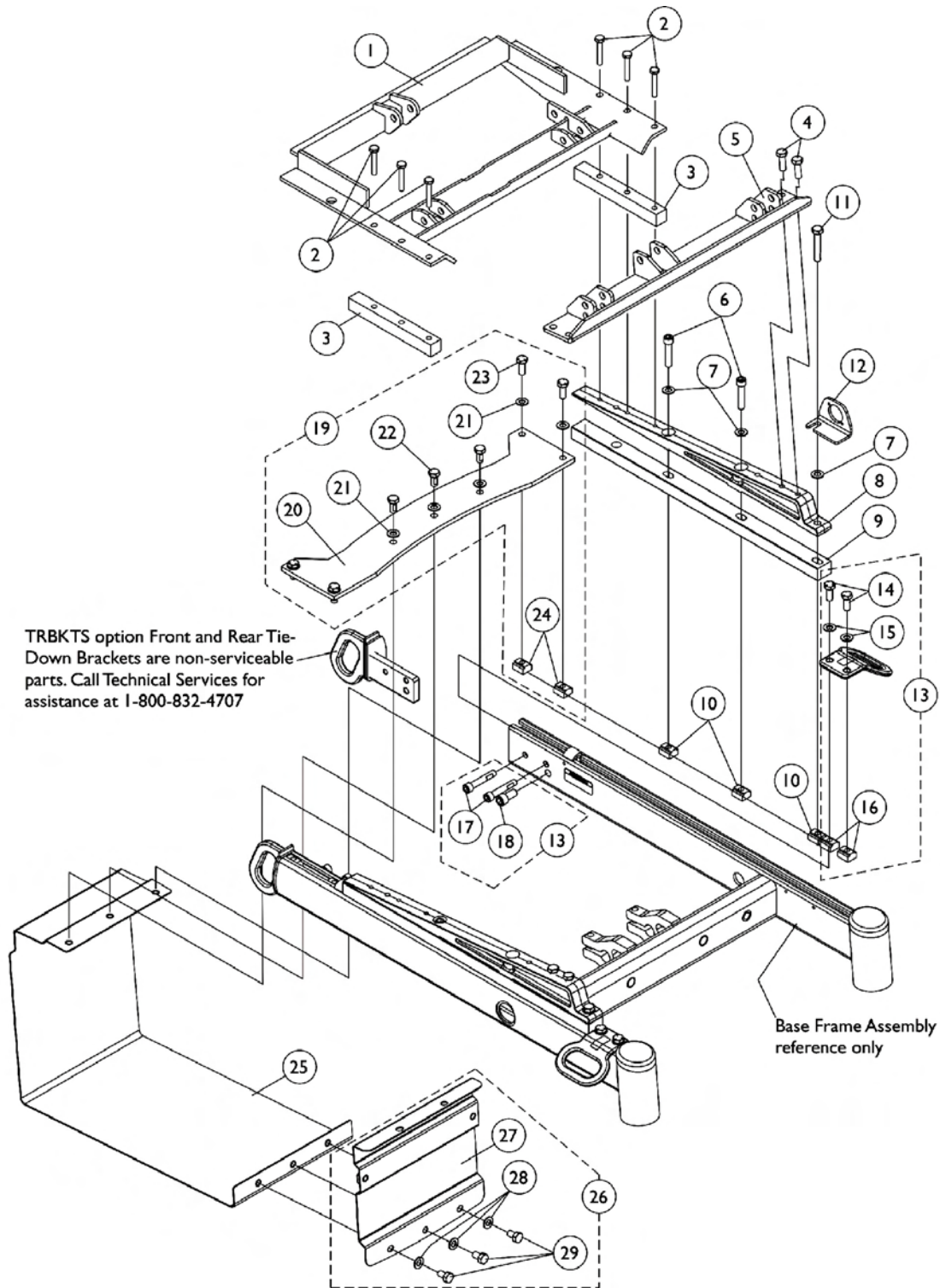


Base Frame Interface Hardware (RWD) Recline Only (2GR)

Item Number	Note	Part Number	Description	Quantity Per	
				Package	Assembly
1	A	1082873	Pivot Assembly, Rear	1	1
2		1030949	Screw, Hex Head (1/4-20 x 1-1/2")	1	6
3		1086943	Bar, Spacer, Black	1	2
4		1070462	Screw, Hex Head Cap w/ Patch (5/16-18 x 7/8")	1	6
5		1082872	Bracket, Pivot, Front, Black	1	1
6		1086944	Screw, Socket Head Cap (5/16-18 x 3/4")	1	4
7		1025704	Washer, Flat (5/16 x 5/8 x 1/16")	1	5
8		1082880	Support, Seat	1	2
9		1069724	T-Nut (5/16-18)	1	6
10		7930318	Screw, Phillips Pan Head (#4-40 x 1/2")	25	1
11		1070430	Bracket, Charger Connector, Black	1	1
12		P0870X000	Nut, Hex Keps (#4-40)	1	2
NOTE: A - Front pivot bracket made before 5/20/02 is no longer available. For seating systems manufactured before 5/20/02, see Front Pivot Bracket and Links Kit page and order Kit part number 1112693.					

Base Frame Interface Hardware (RWD)

Recline Only (2GR) with TRBKTS Option



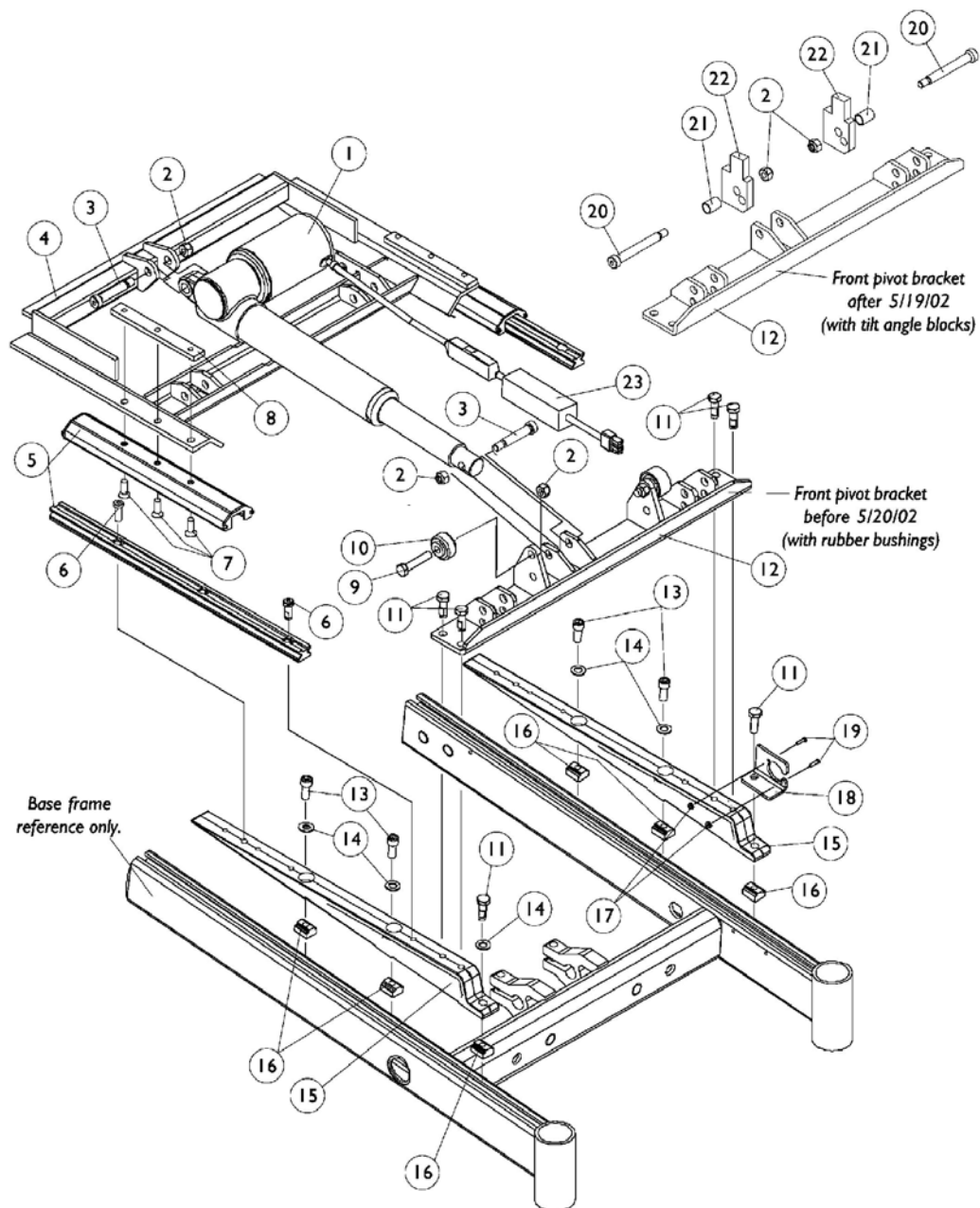
Base Frame Interface Hardware (RWD)

Recline Only (2GR) with TRBKTS Option

Item Number	Note	Part Number	Description	Quantity Per	
				Package	Assembly
1		1082873	Pivot Assembly, Rear	1	1
2		1030949	Screw, Hex Head (1/4-20 x 1-1/2")	1	6
3		1086943	Bar, Spacer, Black	1	2
4		1070462	Screw, Hex Head Cap w/ Patch (5/16-18 x 7/8")	1	4
5		1082872	Bracket, Pivot, Front, Black	1	1
6		1021344	Screw, Socket Head Cap (5/16-18 x 1-1/2")	1	4
7		1025704	Washer, Flat (5/16 x 5/8 x 1/16")	1	6
8		1082880	Support, Seat	1	2
9		1140342	Spacer, Seat Support Mounting	1	2
10		1069724	T-Nut (5/16-18)	1	6
11		1043627	Screw, Hex Head Cap with Patch (5/16-18 x 1-3/4")	1	2
12		1070430	Bracket, Charger Connector, Black	1	1
13	A	1140259	Kit, Front/Rear Tie-Down Brackets Mounting Hardware	1	1
14			Screw, Hex Head (5/16-18 x 3/4")	1	4
15			Washer, Flat (5/16 x 5/8 x 1/16")	1	4
16			T-Nut (5/16-18)	1	4
17			Screw, Socket Head Cap with Patch (5/16-18 x 1-3/4")	1	4
18			Screw, Socket Head Cap (3/8-16 x 3/4")	1	2
19	B	1140263	Kit, Top Battery Support Bracket and Mounting Hardware	1	1
20			Bracket, Top Battery Support	1	1
21			Washer, Flat (5/16 x 5/8 x 1/16")	1	7
22			Screw, Hex Head (5/16-18 x 5/8")	1	3
23			Screw, Hex Head Cap with Patch (5/16-18 x 3/4")	1	4
24			T-Nut (5/16-18)	1	4
25		1135963	Bracket, Battery Support, Black	1	1
26	C	1140260	Kit, Front Battery Support Bracket with Mounting Hardware	1	1
27			Bracket, Battery Support, Black - Front	1	1
28			Washer, Flat (5/16 x 5/8 x 1/16")	1	3
29			Screw, Hex Head Cap w/ Patch (5/16-18 x 1/2")	1	3
NOTE: A - Includes items 14-18 B - Includes items 20-23 C - Includes items 27-29					

Base Frame Interface Hardware (RWD)

Tilt Only (2GT) and Tilt/Recline (2GTR)



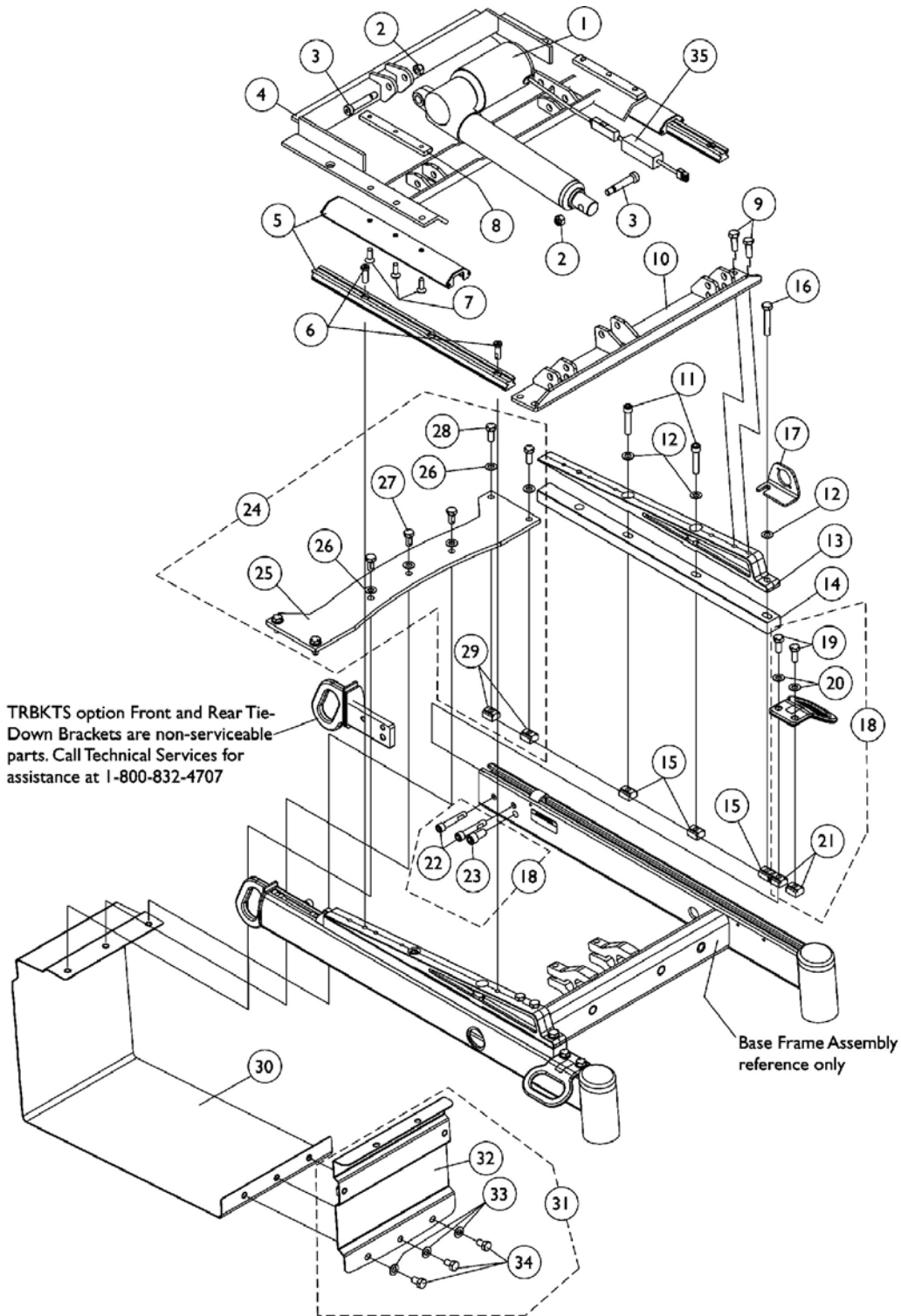
Base Frame Interface Hardware (RWD)

Tilt Only (2GT) and Tilt/Recline (2GTR)

Item Number	Note	Part Number	Description	Quantity Per	
				Package	Assembly
1	B	1082778	Actuator, Tilt - For All User Weight Limits	1	1
2		1026158	Locknut (5/16-18)	1	4
3		1031665	Screw, Socket Head Shoulder (3/8 x 1-1/2")	1	2
4		1082873	Pivot Assembly, Rear	1	1
5		1082760	Guidance Assembly, Linear	1	2
6		1117326	Screw, Socket Head Cap w/ Patch (5/16-18 x 7/8")	1	4
7		1091869	Screw, Socket Flat Head C'sunk with Patch (1/4-20 x 3/4")	1	6
8	A	1082877	Bar, Clamp, Black	1	2
9		1070398	Screw, Hex Head (5/16-18 x 1-1/2")	1	2
10		1039655	Bushing, Rubber	1	2
11		1070462	Screw, Hex Head Cap w/ Patch (5/16-18 x 7/8")	1	6
12		1082872	Bracket, Pivot, Front, Black	1	1
13		1086944	Screw, Socket Head Cap (5/16-18 x 3/4")	1	4
14		1025704	Washer, Flat (5/16 x 5/8 x 1/16")	1	5
15		1082880	Support, Seat	1	2
16		1069724	T-Nut (5/16-18)	1	6
17		P0870X000	Nut, Hex Keps (#4-40)	1	2
18		1070430	Bracket, Charger Connector, Black	1	1
19		7930318	Screw, Phillips Pan Head (#4-40 x 1/2")	25	1
20		1070411	Bolt, Shoulder (3/8 x 2-1/2")	1	2
21		1098646	Bushing, Black (7/16 x 1/2 x 11/16")	1	2
22		1098645	Block, Black Tilt Angle	1	2
23	C	1140059	Kit, Actuator Braking Module w/ Instruction Sheet	1	1
	D	1141508	Instruction Sheet, Actuator Braking Module	1	1
<p>NOTE: A - Front pivot bracket made before 5/20/02 is no longer available. For seating systems manufactured before 5/20/02, see Front Pivot Bracket and Links Kit page and order Kit part number 1112693.</p> <p>B - Actuator Braking Module added to Tilt Actuator and is backward compatible to all systems made before 5/18/06. The addition of the braking module eliminated the requirement of a Heavy Duty Tilt Actuator.</p> <p>C - Actuator Braking Module can be assembled in the field on seating systems before 5/18/06 as well. Must verify with an Invacare Technician when a kit is required.</p> <p>D - Not Shown</p>					

Base Frame Interface Hardware (RWD)

Tilt Only (2GT) and Tilt/Recline (2GTR) with TRBKTS Option



Base Frame Interface Hardware (RWD)

Tilt Only (2GT) and Tilt/Recline (2GTR) with TRBKTS Option

Item Number	Note	Part Number	Description	Quantity Per	
				Package	Assembly
1	D	1082778	Actuator, Tilt - For All User Weight Limits	1	1
2		1026158	Locknut (5/16-18)	1	4
3		1031665	Screw, Socket Head Shoulder (3/8 x 1-1/2")	1	2
4		1082873	Pivot Assembly, Rear	1	1
5		1082760	Guidance Assembly, Linear	1	2
6		1117326	Screw, Socket Head Cap w/ Patch (5/16-18 x 7/8")	1	4
7		1091869	Screw, Socket Flat Head C'sunk with Patch (1/4-20 x 3/4")	1	6
8		1082877	Bar, Clamp, Black	1	2
9		1070462	Screw, Hex Head Cap w/ Patch (5/16-18 x 7/8")	1	4
10		1082872	Bracket, Pivot, Front, Black	1	1
11		1021344	Screw, Socket Head Cap (5/16-18 x 1-1/2")	1	4
12		1025704	Washer, Flat (5/16 x 5/8 x 1/16")	1	6
13		1082880	Support, Seat	1	2
14		1140342	Spacer, Seat Support Mounting	1	2
15		1069724	T-Nut (5/16-18)	1	6
16		1043627	Screw, Hex Head Cap with Patch (5/16-18 x 1-3/4")	1	2
17		1070430	Bracket, Charger Connector, Black	1	1
18	A	1140259	Kit, Front/Rear Tie-Down Brackets Mounting Hardware	1	1
19			Screw, Hex Head (5/16-18 x 3/4")	1	4
20			Washer, Flat (5/16 x 5/8 x 1/16")	1	4
21			T-Nut (5/16-18)	1	4
22			Screw, Socket Head Cap with Patch (5/16-18 x 1-3/4")	1	4
23	B		Screw, Socket Head Cap (3/8-16 x 3/4")	1	2
24		1140263	Kit, Top Battery Support Bracket and Mounting Hardware	1	1
25			Bracket, Top Battery Support	1	1
26			Washer, Flat (5/16 x 5/8 x 1/16")	1	7
27			Screw, Hex Head (5/16-18 x 5/8")	1	3
28			Screw, Hex Head Cap with Patch (5/16-18 x 3/4")	1	4
29			T-Nut (5/16-18)	1	4
30		1135963	Bracket, Battery Support, Black	1	1
31		1140260	Kit, Front Battery Support Bracket with Mounting Hardware	1	1
32			Bracket, Battery Support, Black - Front	1	1
33	C		Washer, Flat (5/16 x 5/8 x 1/16")	1	3
34			Screw, Hex Head Cap w/ Patch (5/16-18 x 1/2")	1	3
35					
	E	1140059	Kit, Actuator Braking Module w/ Instruction Sheet	1	1
	F	1141508	Instruction Sheet, Actuator Braking Module	1	1

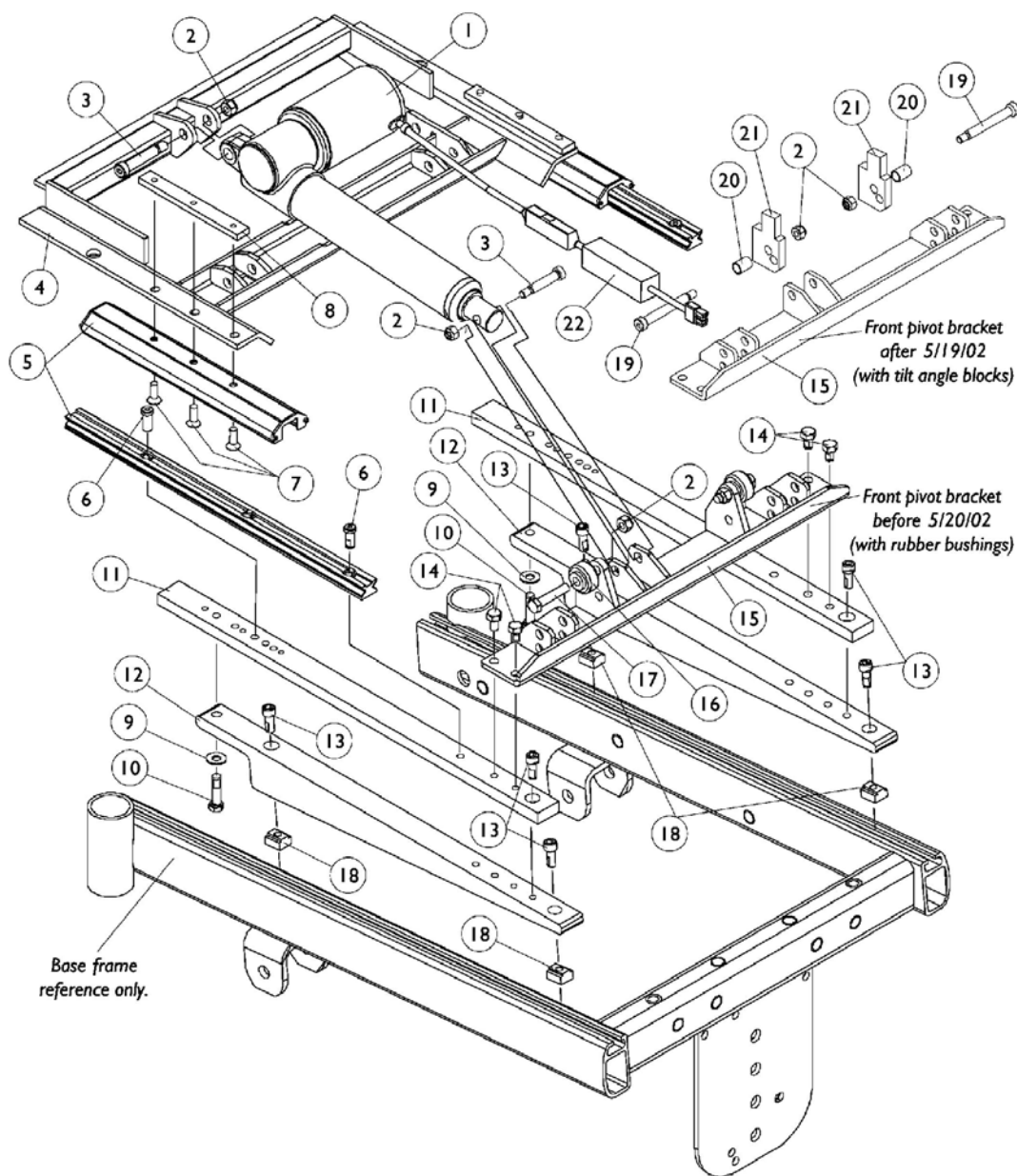
Base Frame Interface Hardware (RWD)

Tilt Only (2GT) and Tilt/Recline (2GTR) with TRBKTS Option

NOTE: A - Includes items 19-23
B - Includes items 25-28
C - Includes items 32-34
D - Actuator Braking Module added to Tilt Actuator and is backward compatible to all systems manufactured before 5/18/06. The addition of the braking module eliminated the requirement of a Heavy Duty Tilt Actuator.
E - Actuator Braking Module can be assembled in the field on seating systems manufactured before 5/18/06 as well. Must verify with an Invacare Technician when a kit is required.
F - Not Shown

Base Frame Interface Hardware (FWD)

Tilt Only (2GT) and Tilt/Recline (2GTR)



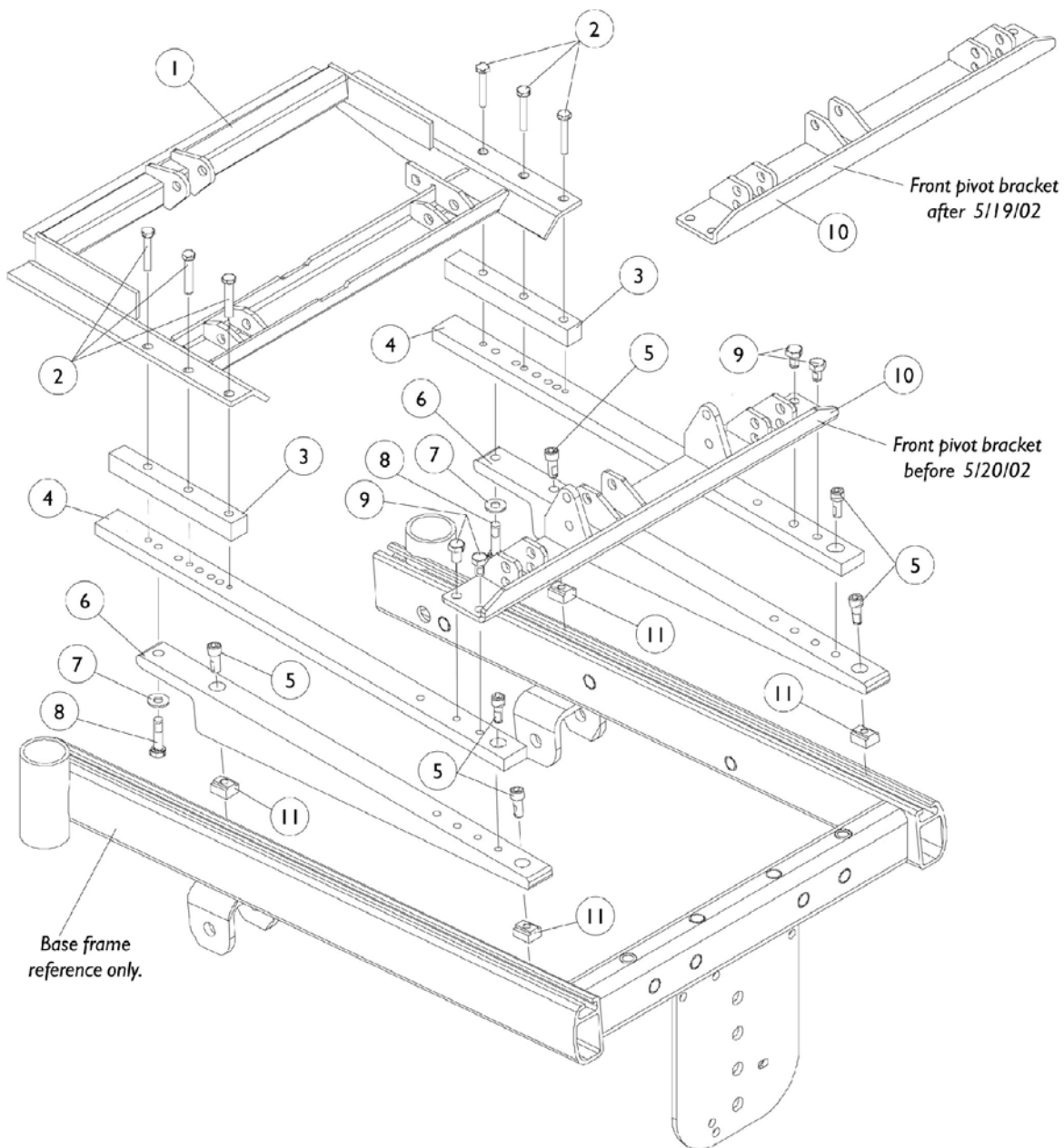
Base Frame Interface Hardware (FWD)

Tilt Only (2GT) and Tilt/Recline (2GTR)

Item Number	Note	Part Number	Description	Quantity Per	
				Package	Assembly
1	B	1082778	Actuator, Tilt - For All User Weight Limits	1	1
2		1026158	Locknut (5/16-18)	1	4
3		1031665	Screw, Socket Head Shoulder (3/8 x 1-1/2")	1	2
4		1082873	Pivot Assembly, Rear	1	1
5		1082760	Guidance Assembly, Linear	1	2
6		1117326	Screw, Socket Head Cap w/ Patch (5/16-18 x 7/8")	1	4
7		1091869	Screw, Socket Flat Head C'sunk with Patch (1/4-20 x 3/4")	1	6
8	A	1082877	Bar, Clamp, Black	1	2
9		1074133	Washer (5/16 x 3/4 x 1/16")	1	2
10		7930337	Screw, Hex Head Cap with Patch (5/16-18 x 1-1/4")	25	1
11		1095481	Plate, Wedge	1	2
12		1095479	Wedge, Seat Mounting	1	2
13		1086944	Screw, Socket Head Cap (5/16-18 x 3/4")	1	6
14		1061922	Screw, Hex Head Cap w/ Patch (5/16-18 x 1/2")	1	4
15		1082872	Bracket, Pivot, Front, Black	1	1
16		1039655	Bushing, Rubber	1	2
17		1070398	Screw, Hex Head (5/16-18 x 1-1/2")	1	2
18		1069724	T-Nut (5/16-18)	1	4
19		1070411	Bolt, Shoulder (3/8 x 2-1/2")	1	2
20		1098646	Bushing, Black (7/16 x 1/2 x 11/16")	1	2
21		1098645	Block, Black Tilt Angle	1	2
22	C	1140059	Kit, Actuator Braking Module w/ Instruction Sheet	1	1
	D	1141508	Instruction Sheet, Actuator Braking Module	1	1
<p>NOTE: A - Front pivot bracket made before 5/20/02 is no longer available. For seating systems manufactured before 5/20/02, see Front Pivot Bracket and Links Kit page and order Kit part number 1112693.</p> <p>B - Actuator Braking Module added to Tilt Actuator and is backward compatible to all systems manufactured before 5/18/06. The addition of the braking module eliminated the requirement of a Heavy Duty Tilt Actuator.</p> <p>C - Actuator Braking Module can be assembled in the field on seating systems manufactured before 5/18/06 as well. Must verify with an Invacare Technician when a kit is required.</p> <p>D - Not Shown</p>					

Base Frame Interface Hardware

Recline Only (2GR)

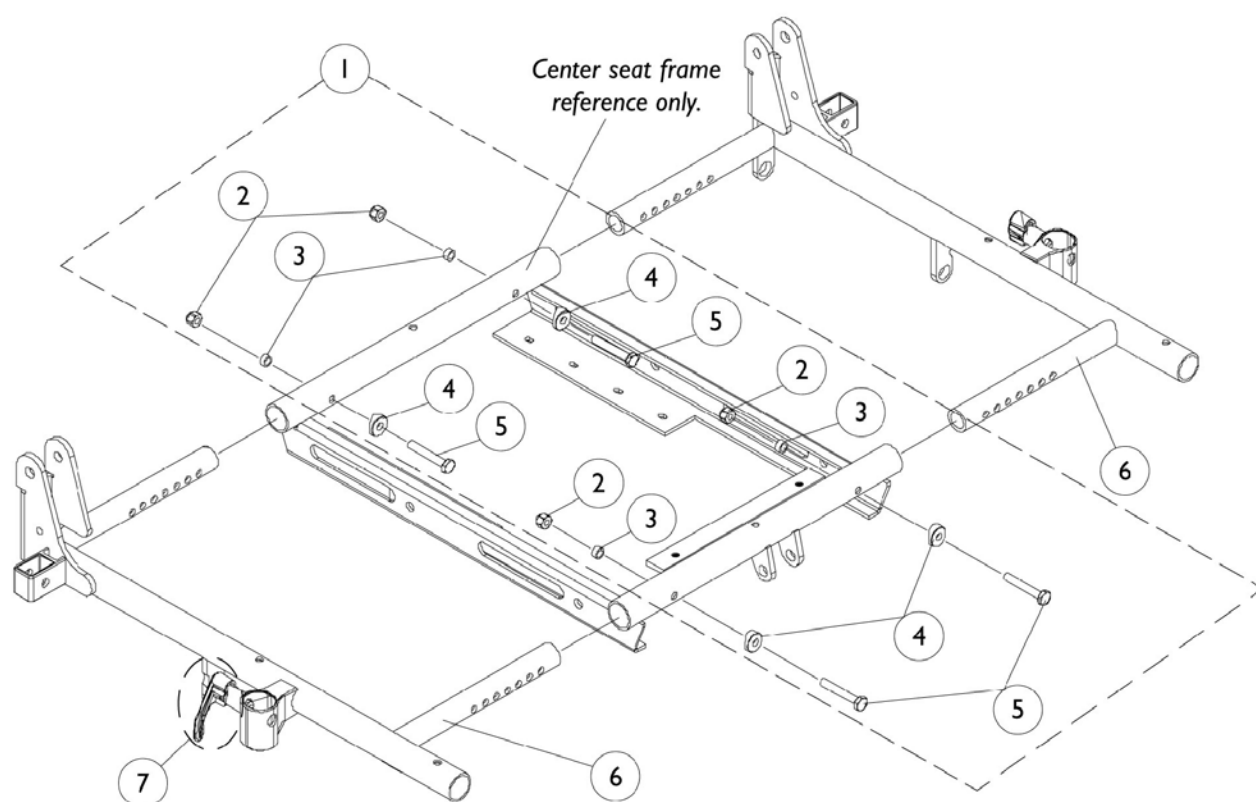


Base Frame Interface Hardware Recline Only (2GR)

Item Number	Note	Part Number	Description	Quantity Per	
				Package	Assembly
1		1082873	Pivot Assembly, Rear	1	1
2		1030949	Screw, Hex Head (1/4-20 x 1-1/2")	1	6
3		1086943	Bar, Spacer, Black	1	2
4		1095481	Plate, Wedge	1	2
5		1086944	Screw, Socket Head Cap (5/16-18 x 3/4")	1	6
6		1095479	Wedge, Seat Mounting	1	2
7		1074133	Washer (5/16 x 3/4 x 1/16")	1	2
8		7930337	Screw, Hex Head Cap with Patch (5/16-18 x 1-1/4")	25	1
9		1061922	Screw, Hex Head Cap w/ Patch (5/16-18 x 1/2")	1	4
10	A	1082872	Bracket, Pivot, Front, Black	1	1
11		1069724	T-Nut (5/16-18)	1	4
NOTE: A - Front pivot bracket made before 5/20/02 is no longer available. For seating systems manufactured before 5/20/02, see Front Pivot Bracket and Links Kit page and order Kit part number 1112693.					

Side Frames

NOTE: A new cross beam may be required when changing seat width for a Recline Only or Tilt/Recline system. See center seat frame assembly page.

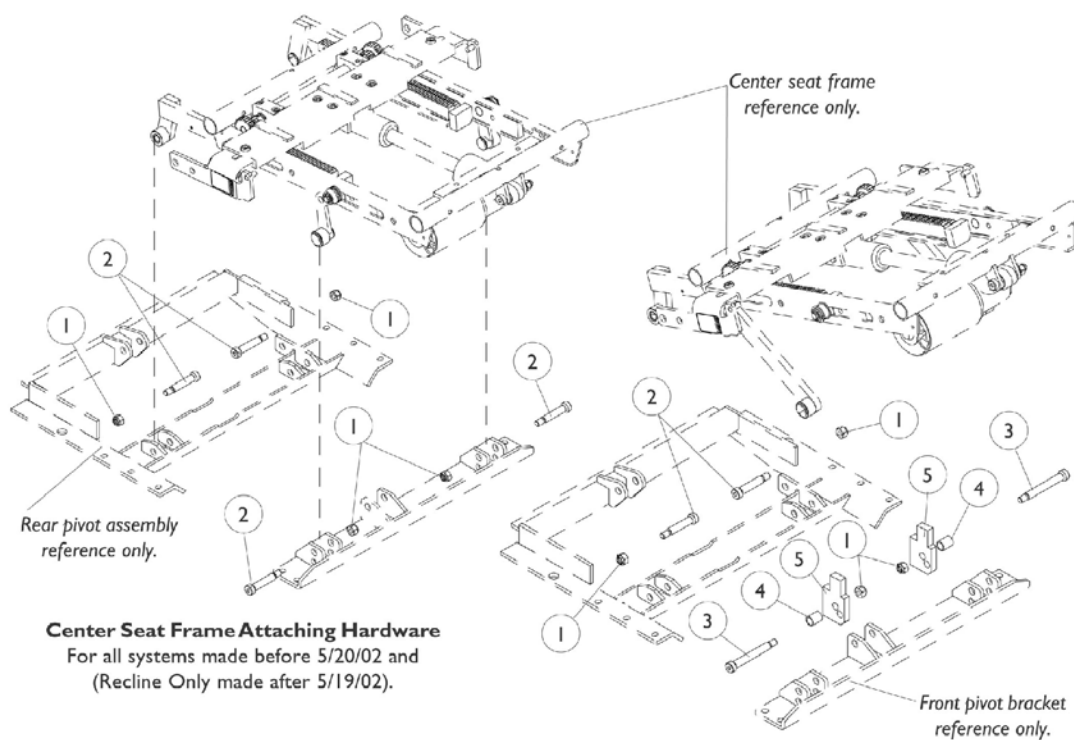


Side Frames

NOTE: A new cross beam may be required when changing seat width for a Recline Only or Tilt/Recline system. See center seat frame assembly page.

Item Number	Note	Part Number	Description	Quantity Per	
				Package	Assembly
1	A	1087002	Hardware, Side Frame Mounting	1	1
2		7930333	Locknut (1/4-20)	25	1
3		1047449	Spacer (1/4 x 3/8 x 3/16")	1	4
4		1026099	Spacer, Coved (1/4 x 11/16 x 1/2")	1	4
5		1037610	Screw, Hex Head (1/4-20 x 1-5/8")	1	4
6		1086976	Side Frame w/ Arm Lock Assembly, 16"-17" Deep, Right	1	1
6		1086977	Side Frame w/ Arm Lock Assembly, 16"-17" Deep, Left	1	1
6		1086978	Side Frame w/ Arm Lock Assembly, 18"-19" Deep, Right	1	1
6		1086979	Side Frame w/ Arm Lock Assembly, 18"-19" Deep, Left	1	1
6		1086980	Side Frame w/ Arm Lock Assembly, 20"-21" Deep, Right	1	1
6		1086981	Side Frame w/ Arm Lock Assembly, 20"-21" Deep, Left	1	1
6		1086982	Side Frame w/ Arm Lock Assembly, 22" Deep, Right	1	1
6		1086983	Side Frame w/ Arm Lock Assembly, 22" Deep, Left	1	1
7	B	7930347	Pin Roll (5/64 x 5/8")	25	1
7	B	47471X074	Spring, Arm Lock	1	2
7	B	1028594	Pin, Arm Lock	1	2
7	B	1090768	Kit, Lock Handle w/Rivets (both LT & RT side)	2	1
NOTE: A - Includes Items 2-5 B - Arm Lock Assembly					

Center Seat Frame Attaching Hardware (RWD and FWD)



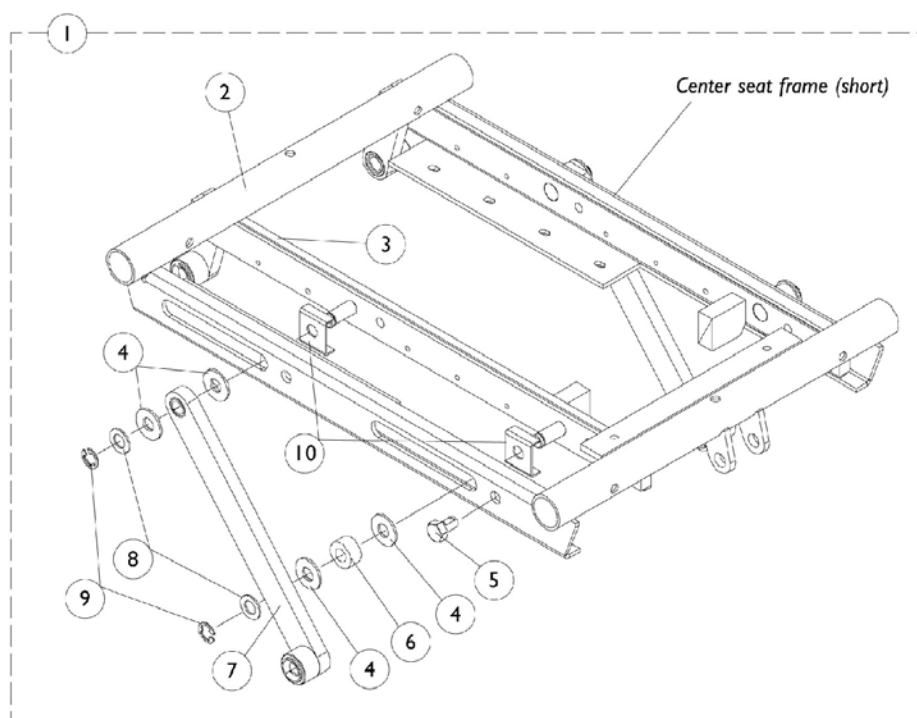
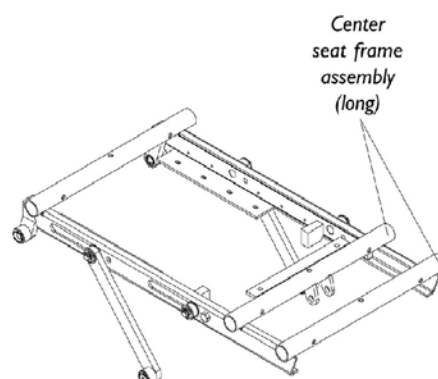
Center Seat Frame Attaching Hardware
For Tilt Only and Tilt/Recline made after 5/19/02

Center Seat Frame Attaching Hardware (RWD and FWD)

Item Number	Note	Part Number	Description	Quantity Per	
				Package	Assembly
1		1026158	Locknut (5/16-18)	1	4
2		1031665	Screw, Socket Head Shoulder (3/8 x 1-1/2")	1	4
3		1070411	Bolt, Shoulder (3/8 x 2-1/2")	1	2
4		1098646	Bushing, Black (7/16 x 1/2 x 11/16")	1	2
5		1098645	Block, Black Tilt Angle	1	2

Center Seat Frame Assembly

Tilt Only (2GT)

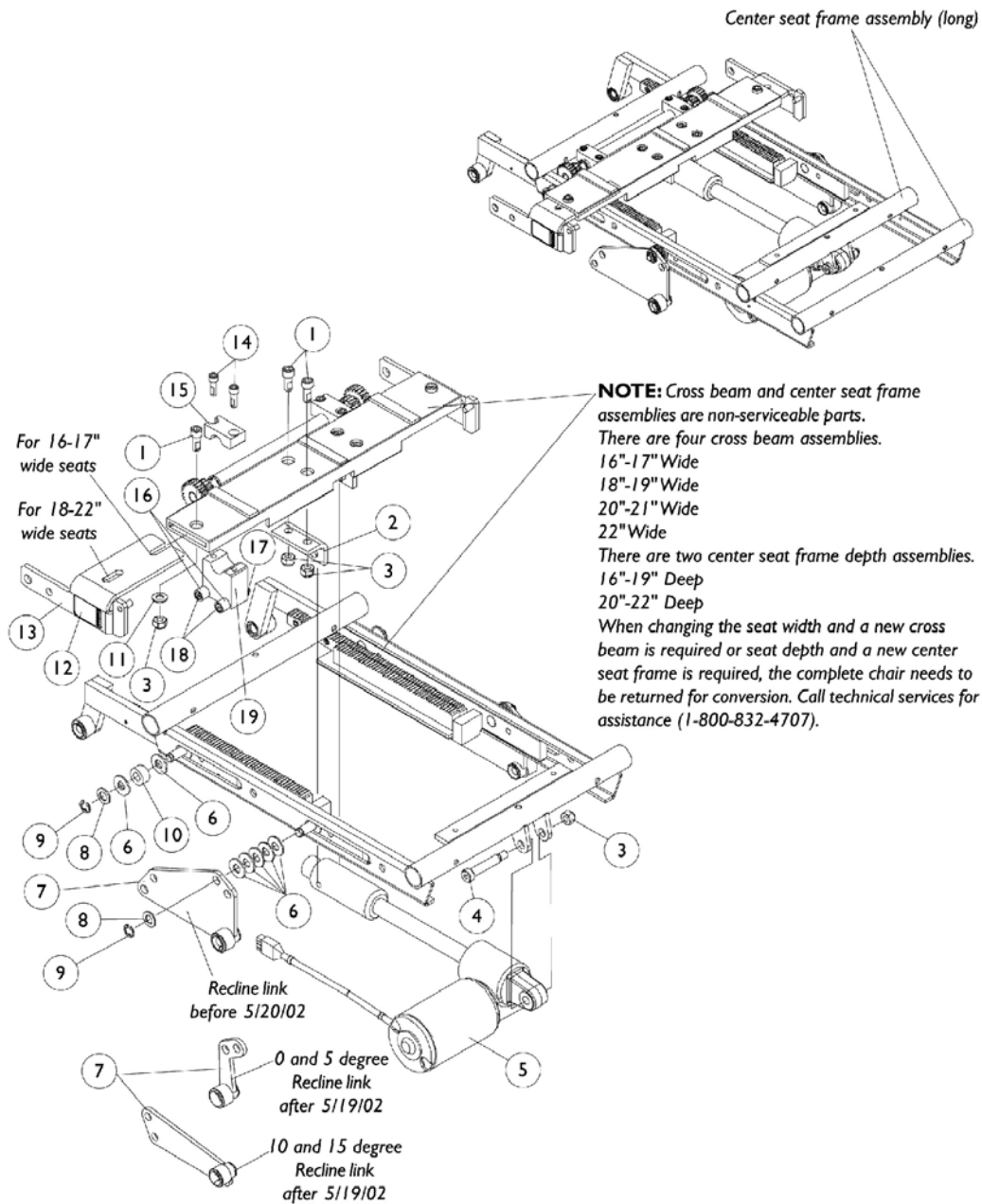


Center Seat Frame Assembly Tilt Only (2GT)

Item Number	Note	Part Number	Description	Quantity Per	
				Package	Assembly
1	A	1087010	Center Seat Frame Assembly, Short (16"-19" Deep)	1	1
1	A	1087011	Center Seat Frame Assembly, Long (20"-22" Deep)	1	1
2		1082874	Center Seat Frame, Short (16"-19" Deep)	1	1
2		1082875	Center Seat Frame, Long (20"-22" Deep)	1	1
3		1086590	Tilt Pivot Assembly, Right	1	1
3		1086591	Tilt Pivot Assembly, Left	1	1
4		1012371	Washer, Nylon (3/8 x 7/8 x 1/16")	1	8
5		1061922	Screw, Hex Head Cap w/ Patch (5/16-18 x 1/2")	1	2
6		1082876	Spacer (3/8 x 3/4 x 3/8")	1	2
7		1086595	Link, Tilt	1	2
8		1065214	Washer, Flat (3/8 x 11/16 x 1/16")	1	4
9		1086930	Ring, Retaining (3/8")	1	4
10		1091502	Guide, Tilt Rail	1	4
NOTE: A - Includes Items 2-10					

Center Seat Frame Assembly

Recline Only (2GR)



Center Seat Frame Assembly Recline Only (2GR)

Item Number	Note	Part Number	Description	Quantity Per	
				Package	Assembly
1		1086944	Screw, Socket Head Cap (5/16-18 x 3/4")	1	6
2		1082878	Bracket, Screw Support Acutator, Right	1	1
2		1082879	Bracket, Screw Support Acturator, Left	1	1
3		1026158	Locknut (5/16-18)	1	7
4		1031665	Screw, Socket Head Shoulder (3/8 x 1-1/2")	1	1
5		1082750	Actuator, Recline	1	1
6		1012371	Washer, Nylon (3/8 x 7/8 x 1/16")	1	14
7	A,A1,B	1087022-NLA	Link, Recline, Right	1	1
7	A,A1,B	1087023-NLA	Link, Recline, Left	1	1
7	C	1110497	Link, Recline 0 and 5 Degree Seat Tilt, Right	1	1
7	C	1110498	Link, Recline 0 and 5 Degree Seat Tilt, Left	1	1
7	C	1110499	Link, Recline 10 and 15 Degree Seat Tilt, Right	1	1
7	C	1110500	Link, Recline 10 and 15 Degree Seat Tilt, Left	1	1
8		1065214	Washer, Flat (3/8 x 11/16 x 1/16")	1	4
9		1086930	Ring, Retaining (3/8")	1	4
10		1082876	Spacer (3/8 x 3/4 x 3/8")	1	2
11		1025704	Washer, Flat (5/16 x 5/8 x 1/16")	1	2
12		1079203	Decal, Warning Pinch Point	1	2
13		1091500	Kit, Connecting Slide Bracket w/ Decal, Black - Right	1	1
13		1091501	Kit, Connecting Slide Bracket w/ Decal, Black - Left	1	1
14		1098944	Screw, Socket Head Cap w/ Patch (1/4-20 x 3/4")	1	4
15		1095352	Block, Gear Hold Down Upper	1	2
16		1091503	Bushing (1/4 x 1/2 x 7/16")	1	4
17		1026035	Locknut (#10-24)	1	4
18		1000212	Screw, Shoulder (1/4 x 1-1/4")	1	4
19	D	1095476	Assembly, Dual Roller Right	1	1
19	D	1095477	Assembly, Dual Roller Left	1	1

NOTE: A - Front pivot bracket made before 5/20/02 is no longer available. For seating systems manufactured before 5/20/02, see Front Pivot Bracket and Links Kit page and order Kit part number 1112693.

A1 - To maintain an existing, 5, 10, or 15 degree seat tilt, only recline links made after 5/19/02 are required.

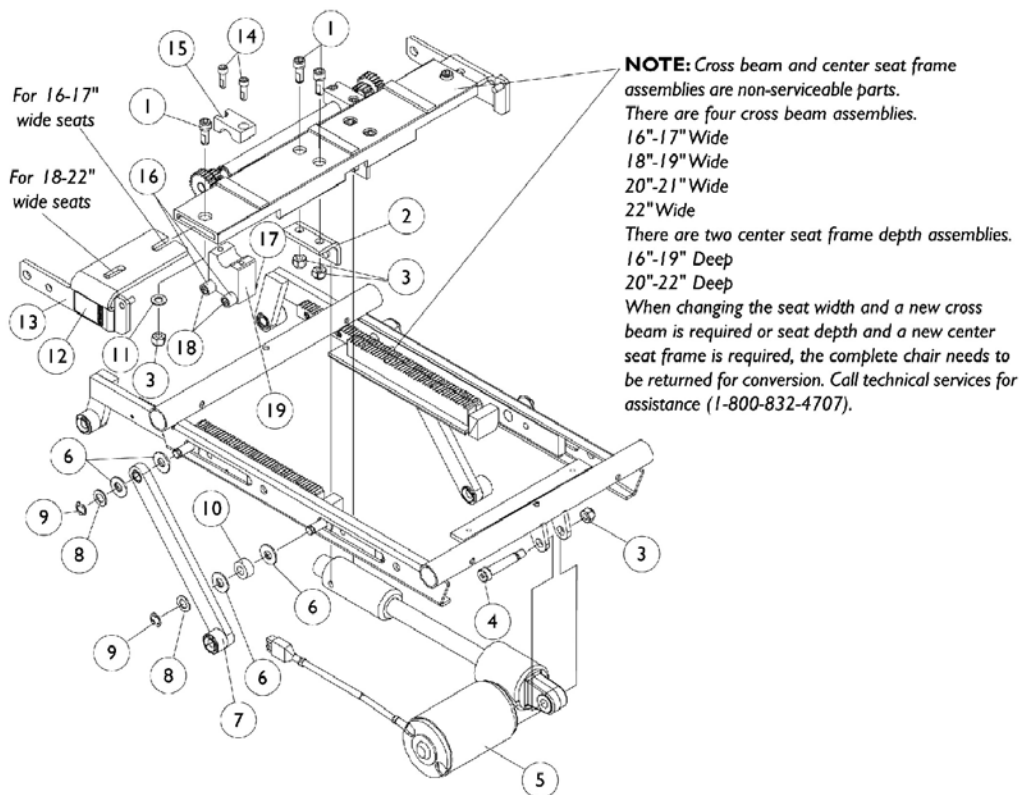
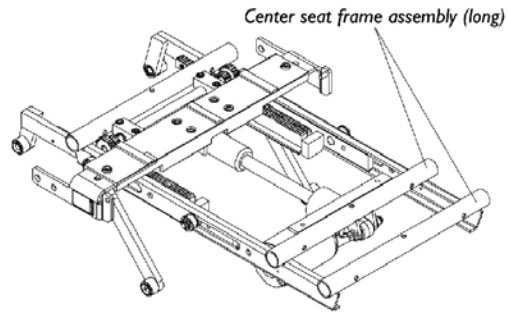
B - Before 5/20/02

C - After 5/19/02

D - Includes 2 each of items 16-18

Center Seat Frame Assembly

Tilt/Recline (2GTR)



Center Seat Frame Assembly Tilt/Recline (2GTR)

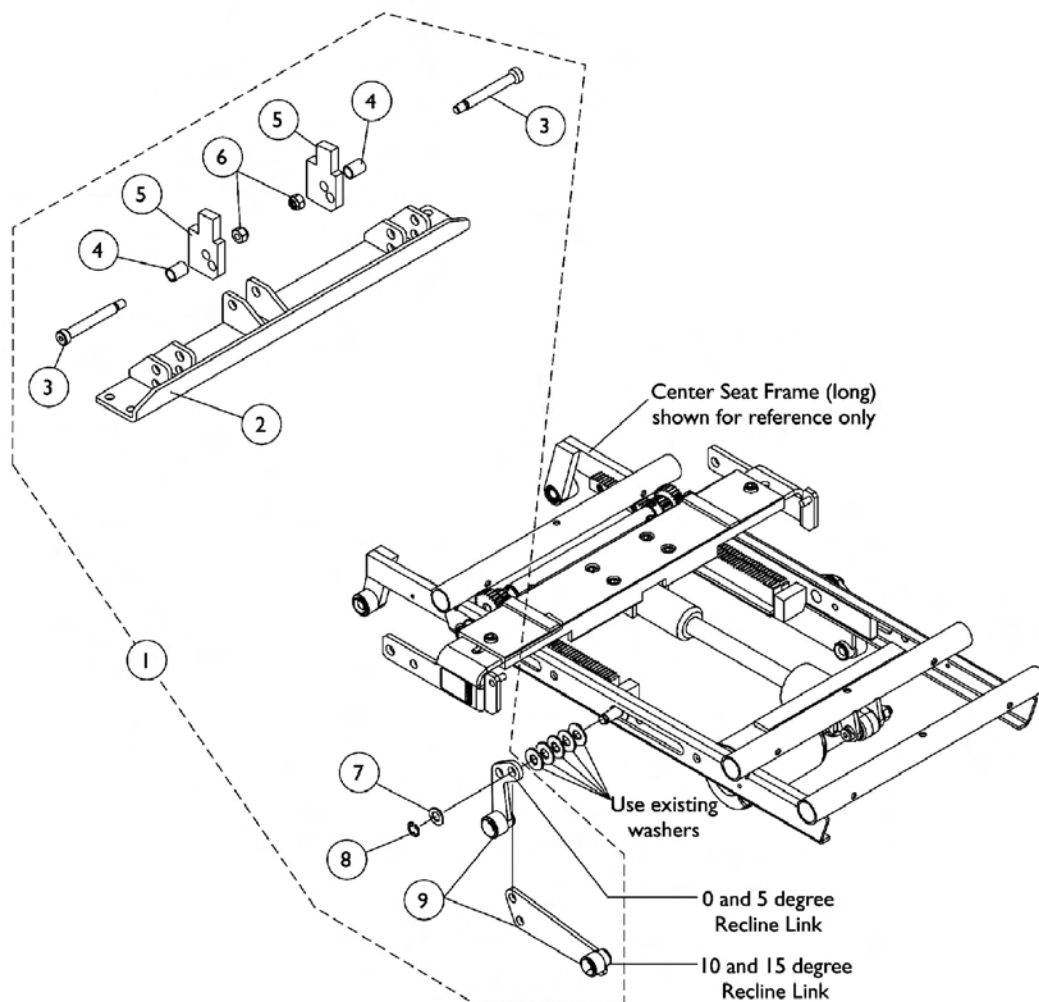
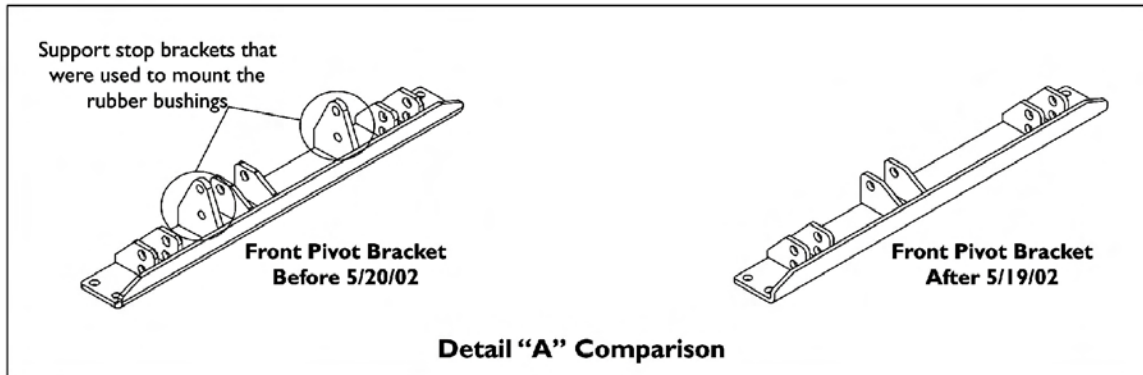
Item Number	Note	Part Number	Description	Quantity Per	
				Package	Assembly
1		1086944	Screw, Socket Head Cap (5/16-18 x 3/4")	1	6
2		1082878	Bracket, Screw Support Acutator, Right	1	1
2		1082879	Bracket, Screw Support Acturator, Left	1	1
3		1026158	Locknut (5/16-18)	1	7
4		1031665	Screw, Socket Head Shoulder (3/8 x 1-1/2")	1	1
5		1082750	Actuator, Recline	1	1
6		1012371	Washer, Nylon (3/8 x 7/8 x 1/16")	1	8
7		1086595	Link, Tilt	1	2
8		1065214	Washer, Flat (3/8 x 11/16 x 1/16")	1	4
9		1086930	Ring, Retaining (3/8")	1	4
10		1082876	Spacer (3/8 x 3/4 x 3/8")	1	2
11		1025704	Washer, Flat (5/16 x 5/8 x 1/16")	1	2
12		1079203	Decal, Warning Pinch Point	1	2
13		1091500	Kit, Connecting Slide Bracket w/ Decal, Black - Right	1	1
13		1091501	Kit, Connecting Slide Bracket w/ Decal, Black - Left	1	1
14		1098944	Screw, Socket Head Cap w/ Patch (1/4-20 x 3/4")	1	4
15		1095352	Block, Gear Hold Down Upper	1	2
16		1091503	Bushing (1/4 x 1/2 x 7/16")	1	4
17		1026035	Locknut (#10-24)	1	4
18		1000212	Screw, Shoulder (1/4 x 1-1/4")	1	4
19	A	1095476	Assembly, Dual Roller Right	1	1
19	A	1095477	Assembly, Dual Roller Left	1	1

NOTE: A - Includes 2 each of items 16-18

Front Pivot Bracket and Links Kit

For Seating Systems Manufactured Before 5/20/02

NOTE: To know when a front pivot bracket made before 5/20/02 has already been replaced, ask the Customer to verify if the support stop brackets that mount the rubber bushings are missing. See comparison in detail "A" shown.



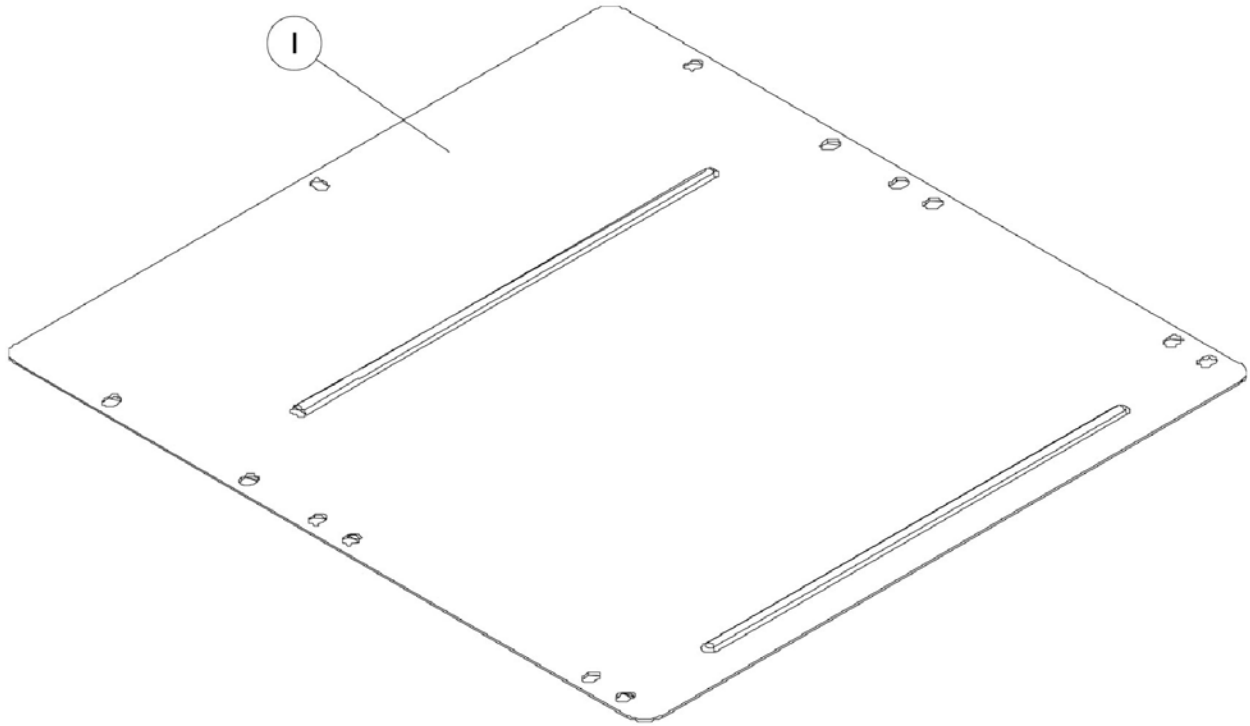
Front Pivot Bracket and Links Kit

For Seating Systems Manufactured Before 5/20/02

NOTE: To know when a front pivot bracket made before 5/20/02 has already been replaced, ask the Customer to verify if the support stop brackets that mount the rubber bushings are missing. See comparison in detail "A" shown.

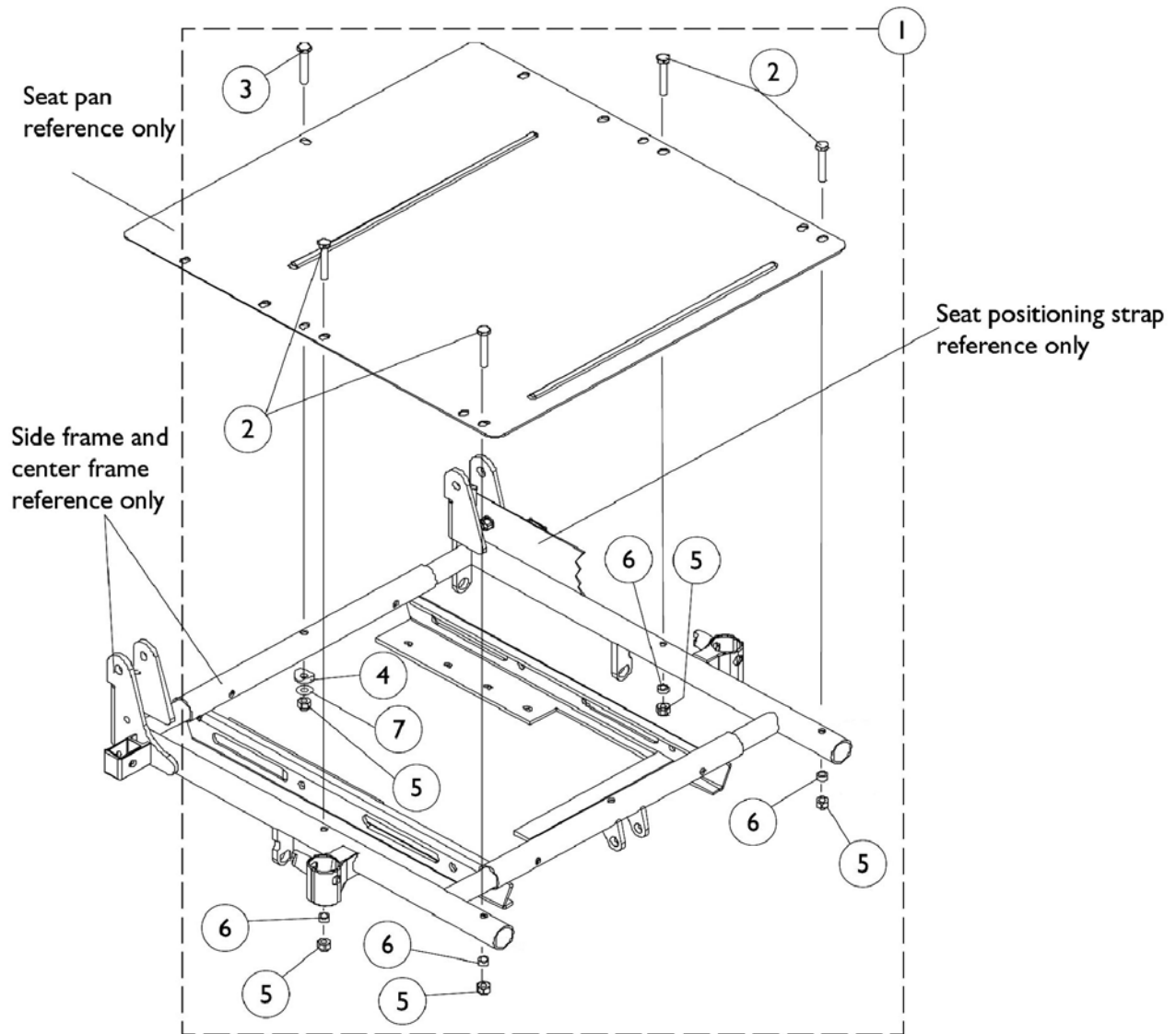
Item Number	Note	Part Number	Description	Quantity Per	
				Package	Assembly
1	A	1112693	Kit, Front Pivot Bracket and Links	1	1
2			Bracket, Pivot, Front, Black	1	1
3			Bolt, Shoulder (3/8 x 2-1/2")	1	2
4			Bushing, Black (7/16 x 1/2 x 11/16")	1	2
5			Block, Black Tilt Angle	1	2
6			Locknut (5/16-18)	1	2
7			Washer, Flat (3/8 x 11/16 x 1/16")	1	2
8			Ring, Retaining (3/8")	1	2
9			Link, Recline 0 and 5 Degree Seat Tilt, Right	1	1
9			Link, Recline 0 and 5 Degree Seat Tilt, Left	1	1
9			Link, Recline 10 and 15 Degree Seat Tilt, Right	1	1
9			Link, Recline 10 and 15 Degree Seat Tilt, Left	1	1
			Instuction Sheet, Replacing Front Pivot or Obtaining 0 degree Seat Tilt on Recline Only	1	1
NOTE: A - Kit includes items 2-9 and the instruction sheet that is not shown. Kit is used for seating systems manufactured before 5/20/02.					

Seat Pan



	16"Depth	17"Depth	18"Depth	19"Depth	20"Depth	21"Depth	22"Depth
16"Width	1090083	1066013	1066024	1066035	1066046	1066057	1066068
17"Width	1090084	1066014	1066025	1066036	1066047	1066058	1066069
18"Width	1090085	1066015	1066026	1066037	1066048	1066059	1066070
19"Width	1090086	1066016	1066027	1066038	1066049	1066060	1066071
20"Width	1090087	1066017	1066028	1066039	1066050	1066061	1066072
21"Width	1090088	1066018	1066029	1066040	1066051	1066062	1066073
22"Width	1090089	1066019	1066030	1066041	1066052	1066063	1066074

Seat Pan Mounting Hardware



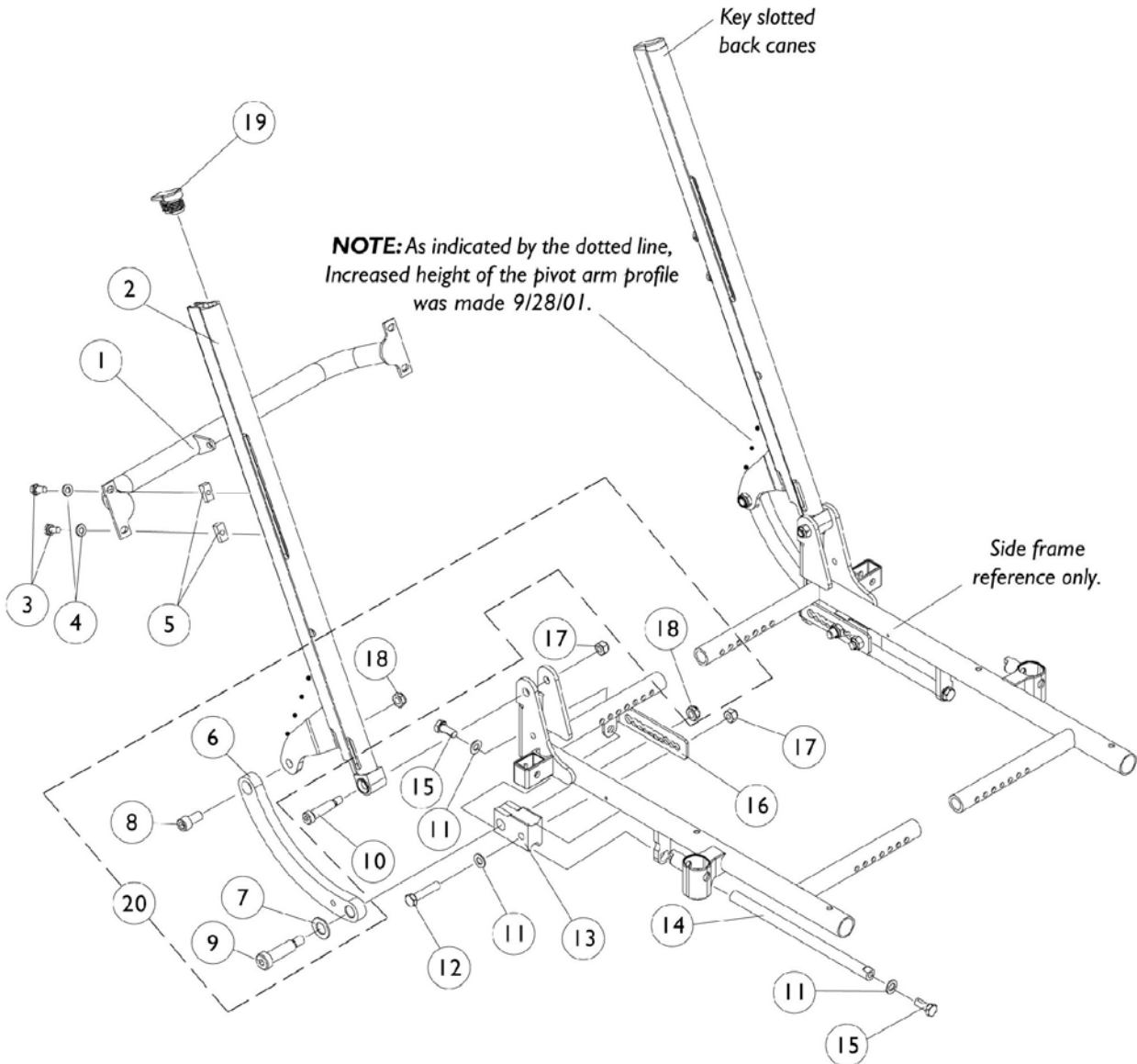
Seat Pan Mounting Hardware

Item Number	Note	Part Number	Description	Quantity Per	
				Package	Assembly
1	A	1092303	Hardware, Seat Pan Mounting	1	1
2		1030949	Screw, Hex Head (1/4-20 x 1-1/2")	1	4
3		1037610	Screw, Hex Head (1/4-20 x 1-5/8")	1	1
4		1026099	Spacer, Coved (1/4 x 11/16 x 1/2")	1	1
5		1025736	Locknut (1/4-20)	1	5
6		1047449	Spacer (1/4 x 3/8 x 3/16")	1	4
7		1026900	Washer (1/4 x 23/32 x 1/16")	1	1
NOTE: A - Includes Items 2-7					

Back Cane and Spreader Bar Assembly

Tilt Only (2GT)

NOTE: When changing back cane heights, new back assembly attaching hardware may be required.



Back Cane and Spreader Bar Assembly

Tilt Only (2GT)

NOTE: When changing back cane heights, new back assembly attaching hardware may be required.

#1 Spreader Bar

16"W	17"W	18"W	19"W	20"W	21"W	22"W
1086101	1086102	1086103	1086104	1086105	1086106	1086107

#2 Back Canes

Back Height

	20-21"H	22-23"H	24-25"H	26-27"H	28"H
Right	1086948	1086950	1086952	1086954	1086956
Left	1086949	1086951	1086953	1086955	1086957

NOTE: Chairs manufactured between November 2, 1999 and January 31, 2002 were subject to a field correction. Contact your Dealer to make sure this has been done.

Back Cane and Spreader Bar Assembly

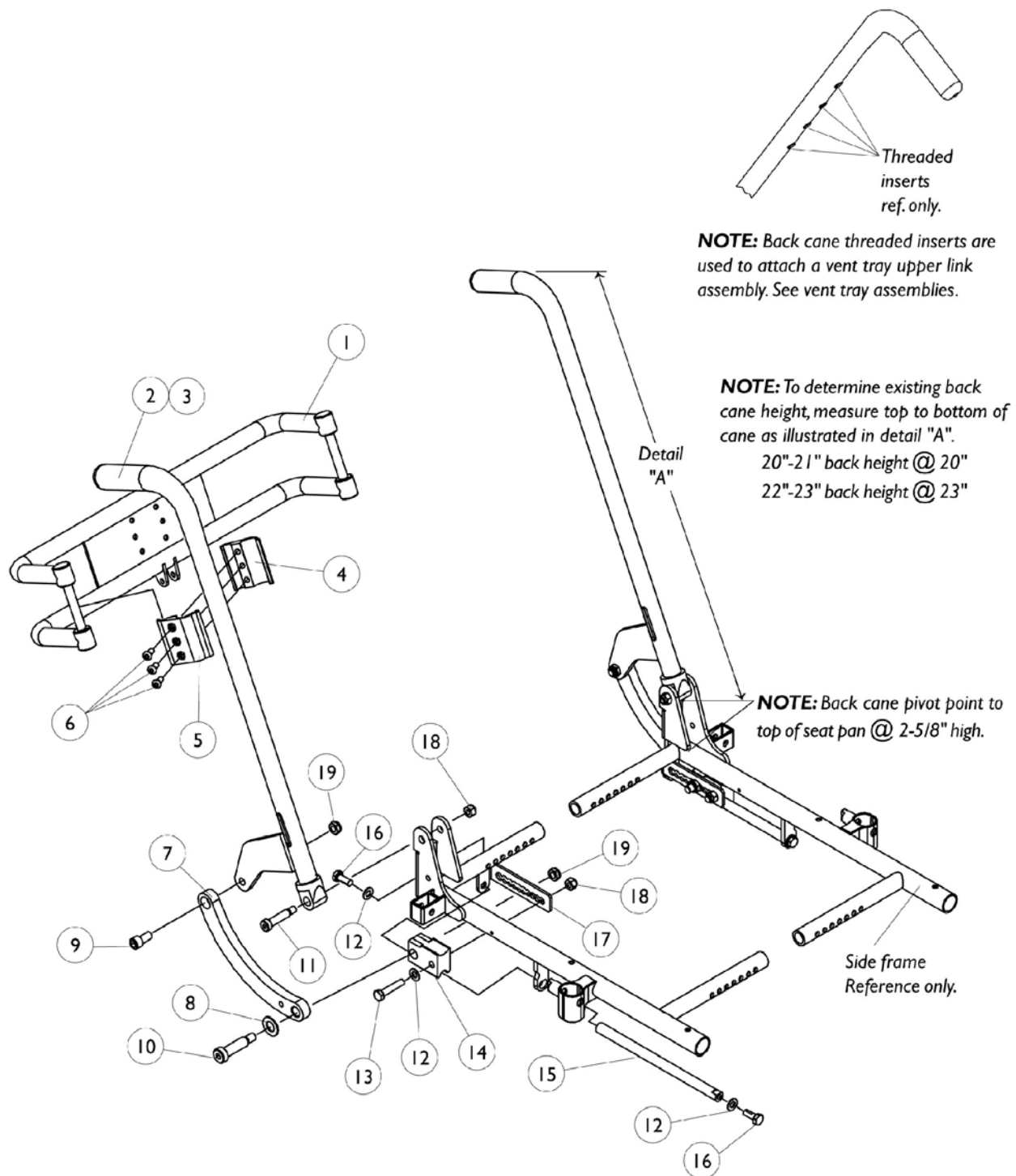
Tilt Only (2GT)

NOTE: When changing back cane heights, new back assembly attaching hardware may be required.

Item Number	Note	Part Number	Description	Quantity Per	
				Package	Assembly
1		See Chart	#1 Spreader Bar	1	1
2		See Chart	#2 Back Canes	1	2
3		1078214	Screw, Hex Head Cap w/ Patch (1/4-20 x 1/2")	1	4
4		1026907	Washer (1/4 x 1/2 x 1/16")	1	4
5		1082699	T-Nut (1/4-20)	1	4
6	D,D1	1099540	Link, Curve Tilt, Right	1	1
6	D,D1	1099541	Link, Curved Tilt, Left	1	1
7		1031673	Washer, Nylon (35/64 x 1 x 1/16")	1	2
8	D,D1	1099527	Screw, Socket Head Cap (3/8-16 x 3/4")	1	2
9		1021851	Screw, Socket Head Shoulder (1/2 x 1-1/2")	1	2
10		1062604	Screw, Shoulder Socket Head (3/8 x 1-1/4")	1	2
11		1025704	Washer, Flat (5/16 x 5/8 x 1/16")	1	6
12		1070398	Screw, Hex Head (5/16-18 x 1-1/2")	1	2
13		1082725	Block, Slide	1	2
14		1082724	Rod, Slide	1	2
15		1039860	Screw, Hex Head Cap with Patch (5/16-18 x 3/4")	1	2
16		1087014	Bracket, Connecting, Black - Right	1	1
16		1087015	Bracket, Connecting, Black - Left	1	1
17		1026158	Locknut (5/16-18)	1	4
18		40363X000	Hex Nut (3/8"-16)	1	4
19		1082829	Cap, Back Cane End	1	2
20	C	1099949	Curved Tilt Link Upgrade Kit	2	1
	A	1098332	Instruction Sheet, Curved Link Upgrade Kit	1	1

NOTE: A - Not Shown
 C - Includes Items 6-9, 18 and Instruction Sheet
 D - Curved tilt link design changed along with (item 8) screw and removal of two washers as of 6/26/00. This change prevents interference with flip back armrest. It is recommended that (item 20) curved tilt link upgrade kit be ordered for tilt systems made
 D1 - before 6/26/00.

(7/8" Round) Back Cane and Spreader Bar Assembly Tilt Only (2GT)



(7/8" Round) Back Cane and Spreader Bar Assembly Tilt Only (2GT)

Item #1 Spreader Bar

16"W	17"W	18"W	19"W	20"W	21"W	22"W
0013602	0013702	0013802	0013902	0014002	0014102	0014202

Item #2 Back Canes

Back Height

Side	20-21"H	22-23"H	24-25"H	26"H
Right	1103008 See Note(s) A	1104726	1104728	1104730
Left	1103009 See Note(s) A	1104727	1104729	1104731

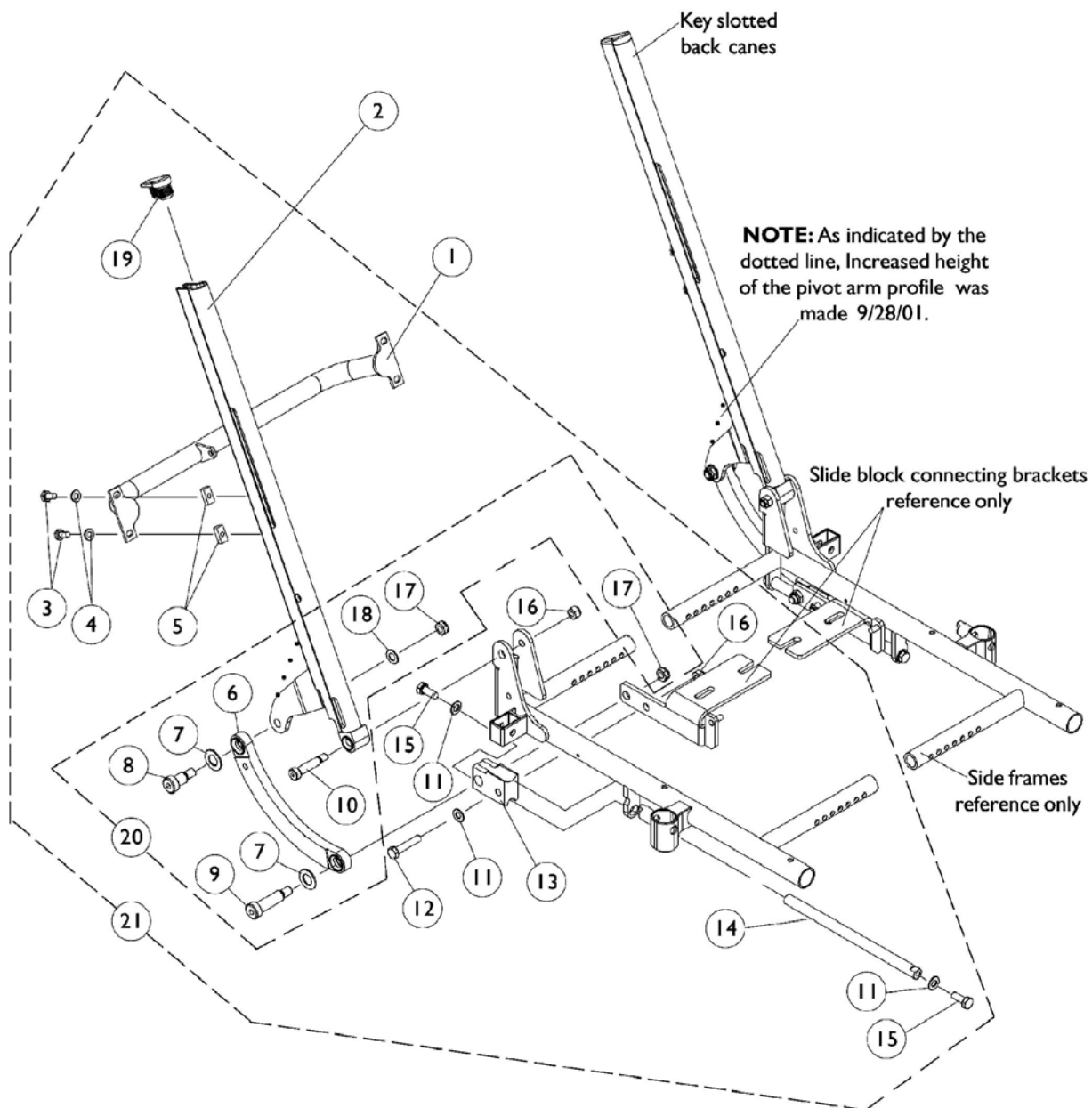
NOTE: A - Due to a manufacturing change, 20" and 21" back height canes are made approximately 3" shorter for systems made 9/17/01. Back canes must be ordered in pairs to prevent one cane from being shorter than the other for systems made before 9/18/01.

Item Number	Note	Part Number	Description	Quantity Per	
				Package	Assembly
1		See Chart	#1 Spreader Bar	1	1
2		See Chart	#2 Back Canes	1	2
3		1086460	Foam Hand Grip (4-1/2" Long)	1	2
4		0190722	Half Clamp, Un-Threaded Holes (7/8" Dia. Back Canes)	1	2
5		0190822	Half Clamp, Threaded Holes (7/8" Dia. Back Canes)	1	2
6		1007219	Screw, Socket Head Cap (1/4-20 x 3/4")	1	6
7		1099540	Link, Curve Tilt, Right	1	1
7		1099541	Link, Curved Tilt, Left	1	1
8		1031673	Washer, Nylon (35/64 x 1 x 1/16")	1	2
9		1099527	Screw, Socket Head Cap (3/8-16 x 3/4")	1	2
10		1021851	Screw, Socket Head Shoulder (1/2 x 1-1/2")	1	2
11		1062604	Screw, Shoulder Socket Head (3/8 x 1-1/4")	1	2
12		1025704	Washer, Flat (5/16 x 5/8 x 1/16")	1	6
13		1070398	Screw, Hex Head (5/16-18 x 1-1/2")	1	2
14		1082725	Block, Slide	1	2
15		1082724	Rod, Slide	1	2
16		1039860	Screw, Hex Head Cap with Patch (5/16-18 x 3/4")	1	2
17		1087014	Bracket, Connecting, Black - Right	1	1
17		1087015	Bracket, Connecting, Black - Left	1	1
18		1026158	Locknut (5/16-18)	1	4
19		40363X000	Hex Nut (3/8"-16)	1	4

Back Cane and Spreader Bar Assembly

Recline Only (2GR) and Tilt/ Recline (2GTR)

NOTE: When changing back cane heights, new back assembly attaching hardware may be required.



Back Cane and Spreader Bar Assembly

Recline Only (2GR) and Tilt/ Recline (2GTR)

NOTE: When changing back cane heights, new back assembly attaching hardware may be required.

#1 Spreader Bar

16"W	17"W	18"W	19"W	20"W	21"W	22"W
1086101	1086102	1086103	1086104	1086105	1086106	1086107

#2 Back Canes

Back Height

	20-21"H	22-23"H	24-25"H	26-27"H	28"H
Right	1086948	1086950	1086952	1086954	1086956
Left	1086949	1086951	1086953	1086955	1086957

NOTE: Chairs manufactured between November 2, 1999 and January 31, 2002 were subject to a field correction. Contact your Dealer to make sure this has been done.

Back Cane and Spreader Bar Assembly

Recline Only (2GR) and Tilt/ Recline (2GTR)

NOTE: When changing back cane heights, new back assembly attaching hardware may be required.

Item Number	Note	Part Number	Description	Quantity Per	
				Package	Assembly
1		See Chart	#1 Spreader Bar	1	1
2		See Chart	#2 Back Canes	1	2
3		1078214	Screw, Hex Head Cap w/ Patch (1/4-20 x 1/2")	1	4
4		1026907	Washer (1/4 x 1/2 x 1/16")	1	4
5		1082699	T-Nut (1/4-20)	1	4
6	C	1086587	Link, Curved	1	2
7		1031673	Washer, Nylon (35/64 x 1 x 1/16")	1	4
8		1086323	Screw, Socket Head Shoulder (1/2 x 5/8")	1	2
9		1021851	Screw, Socket Head Shoulder (1/2 x 1-1/2")	1	2
10		1062604	Screw, Shoulder Socket Head (3/8 x 1-1/4")	1	2
11		1025704	Washer, Flat (5/16 x 5/8 x 1/16")	1	6
12		1070398	Screw, Hex Head (5/16-18 x 1-1/2")	1	2
13		1082725	Block, Slide	1	2
14		1082724	Rod, Slide	1	2
15		1039860	Screw, Hex Head Cap with Patch (5/16-18 x 3/4")	1	2
16		1026158	Locknut (5/16-18)	1	4
17		40363X000	Hex Nut (3/8"-16)	1	4
18		1065214	Washer, Flat (3/8 x 11/16 x 1/16")	1	2
19		1082829	Cap, Back Cane End	1	2
20	B	1099948	Kit, Curved Link Upgrade, 2GR and 2GTR	2	1
21	D	1087001	Kit, Back Cane and Spreader Bar Mounting Hardware	2	1
	A	1098332	Instruction Sheet, Curved Link Upgrade Kit	1	1
NOTE: A - Not Shown B - Includes Items 6-9, 17, 18 and Instruction Sheet C - Due to product improvement the curved link changed from aluminum to steel as of 3/20/00. It is recommended that (item 20) curved link upgrade kit be ordered for systems made before 3/20/00. D - Includes items 3-19					

A.B.S. Curved Back w/o Attaching Hardware

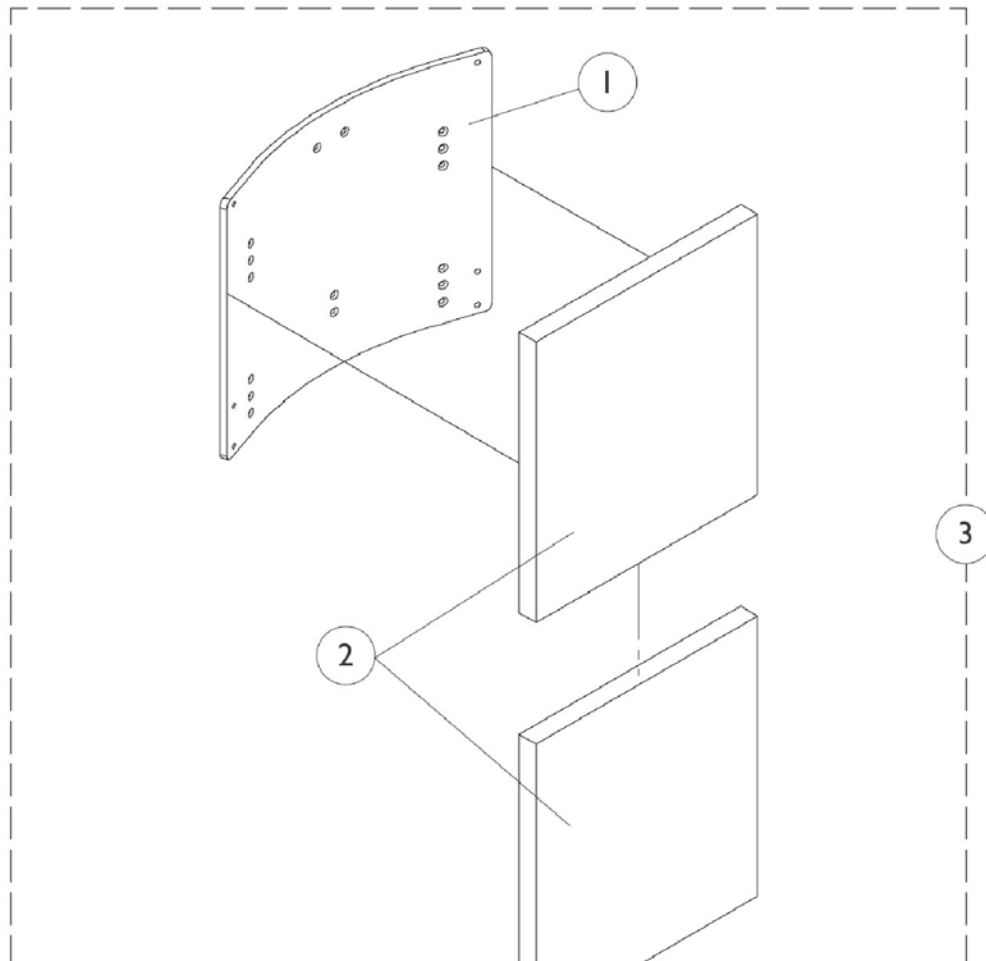
Tilt Only (2GT) (Before 11/1/00)

NOTE: Overall back height is calculated by measuring from the seat pan surface to the top of the back pan. Back pan material height can be calculated by subtracting 6-3/4" from the overall back height listed.

Material height listed is rounded off to the nearest whole number.

NOTE: A.B.S. curved backs do not retrofit to the 7/8" round canes. Key slotted back canes and back attaching hardware must be ordered.

NOTE: Hook Fastener Adhesive Kit must be ordered when a Back Pan or Back Assembly is requested. This will allow the Loop Fastener Adhesive on the Back Cover to attach properly.



A.B.S. Curved Back w/o Attaching Hardware

Tilt Only (2GT)

(Before 11/1/00)

NOTE: Overall back height is calculated by measuring from the seat pan surface to the top of the back pan. Back pan material height can be calculated by subtracting 6-3/4" from the overall back height listed.

Material height listed is rounded off to the nearest whole number.

NOTE: A.B.S. curved backs do not retrofit to the 7/8" round canes. Key slotted back canes and back attaching hardware must be ordered.

NOTE: Hook Fastener Adhesive Kit must be ordered when a Back Pan or Back Assembly is requested. This will allow the Loop Fastener Adhesive on the Back Cover to attach properly.



A.B.S. Curved Back w/o Attaching Hardware

Tilt Only (2GT)

(Before 11/1/00)

NOTE: Overall back height is calculated by measuring from the seat pan surface to the top of the back pan. Back pan material height can be calculated by subtracting 6-3/4" from the overall back height listed.

Material height listed is rounded off to the nearest whole number.

NOTE: A.B.S. curved backs do not retrofit to the 7/8" round canes. Key slotted back canes and back attaching hardware must be ordered.

NOTE: Hook Fastener Adhesive Kit must be ordered when a Back Pan or Back Assembly is requested. This will allow the Loop Fastener Adhesive on the Back Cover to attach properly.

#1 Back Pan 16" Wide - 19" Wide

Overall Back Height	Material Back Height	16" W	17" W	18" W	19" W
20"	13"	1086028	1086029	1086030	1086031
21"	14"	1086035	1086036	1086037	1086038
22"	15"	1086042	1086043	1086044	1086045
23"	16"	1086049	1086050	1086051	1086052
24"	17"	1086056	1086057	1086058	1086059
25"	18"	1086063	1086064	1086065	1086066
26"	19"	1086070	1086071	1086072	1086073
27"	20"	1086077	1086078	1086079	1086080
28"	21"	1086084	1086085	1086086	1086087

A.B.S. Curved Back w/o Attaching Hardware

Tilt Only (2GT)

(Before 11/1/00)

NOTE: Overall back height is calculated by measuring from the seat pan surface to the top of the back pan. Back pan material height can be calculated by subtracting 6-3/4" from the overall back height listed.

Material height listed is rounded off to the nearest whole number.

NOTE: A.B.S. curved backs do not retrofit to the 7/8" round canes. Key slotted back canes and back attaching hardware must be ordered.

NOTE: Hook Fastener Adhesive Kit must be ordered when a Back Pan or Back Assembly is requested. This will allow the Loop Fastener Adhesive on the Back Cover to attach properly.

#1 Back Pan 20" Wide - 22" Wide

Overall Back Height	Material Back Height	20" W	21" W	22" W
20"	13"	1086032	1086033	1086034
21"	14"	1086039	1086040	1086041
22"	15"	1086046	1086047	1086048
23"	16"	1086053	1086054	1086055
24"	17"	1086060	1086061	1086062
25"	18"	1086067	1086068	1086069
26"	19"	1086074	1086075	1086076
27"	20"	1086081	1086082	1086083
28"	21"	1086088	1086089	1086090

A.B.S. Curved Back w/o Attaching Hardware

Tilt Only (2GT)

(Before 11/1/00)

NOTE: Overall back height is calculated by measuring from the seat pan surface to the top of the back pan. Back pan material height can be calculated by subtracting 6-3/4" from the overall back height listed.

Material height listed is rounded off to the nearest whole number.

NOTE: A.B.S. curved backs do not retrofit to the 7/8" round canes. Key slotted back canes and back attaching hardware must be ordered.

NOTE: Hook Fastener Adhesive Kit must be ordered when a Back Pan or Back Assembly is requested. This will allow the Loop Fastener Adhesive on the Back Cover to attach properly.

#2 Back Cushion Assembly 16" Wide - 19" Wide

Overall Back Height	Material Back Height	16" W	17" W	18" W	19" W
20"	13"	1097382	1097383	1097384	1097385
21"	14"	1097389	1097390	1097391	1097392
22"	15"	1097396	1097397	1097398	1097399
23"	16"	1097403	1097404	1097405	1097406
24"	17"	1097410	1097411	1097412	1097413
25"	18"	1097417	1097418	1097419	1097420
26"	19"	1097424	1097425	1097426	1097427
27"	20"	1097431	1097432	1097433	1097434
28"	21"	1097438	1097439	1097440	1097441

Back cover and foam are sold as a back cushion assembly only.

A.B.S. Curved Back w/o Attaching Hardware

Tilt Only (2GT)

(Before 11/1/00)

NOTE: Overall back height is calculated by measuring from the seat pan surface to the top of the back pan. Back pan material height can be calculated by subtracting 6-3/4" from the overall back height listed.

Material height listed is rounded off to the nearest whole number.

NOTE: A.B.S. curved backs do not retrofit to the 7/8" round canes. Key slotted back canes and back attaching hardware must be ordered.

NOTE: Hook Fastener Adhesive Kit must be ordered when a Back Pan or Back Assembly is requested. This will allow the Loop Fastener Adhesive on the Back Cover to attach properly.

#2 Back Cushion Assembly 20" Wide - 22" Wide

Overall Back Height	Material Back Height	20" W	21" W	22" W
20"	13"	1097386	1097387	1097388
21"	14"	1097393	1097394	1097395
22"	15"	1097400	1097401	1097402
23"	16"	1097407	1097408	1097409
24"	17"	1097414	1097415	1097416
25"	18"	1097421	1097422	1097423
26"	19"	1097428	1097429	1097430
27"	20"	1097435	1097436	1097437
28"	21"	1097442	1097443	1097444

A.B.S. Curved Back w/o Attaching Hardware

Tilt Only (2GT)

(Before 11/1/00)

NOTE: Overall back height is calculated by measuring from the seat pan surface to the top of the back pan. Back pan material height can be calculated by subtracting 6-3/4" from the overall back height listed.

Material height listed is rounded off to the nearest whole number.

NOTE: A.B.S. curved backs do not retrofit to the 7/8" round canes. Key slotted back canes and back attaching hardware must be ordered.

NOTE: Hook Fastener Adhesive Kit must be ordered when a Back Pan or Back Assembly is requested. This will allow the Loop Fastener Adhesive on the Back Cover to attach properly.

#3 Back Assembly w/o Hardware 16" Wide - 19" Wide

Overall Back Height	Material Back Height	16" W	17" W	18" W	19" W
20"	13"	1090575	1090576	1090577	1090578
21"	14"	1090582	1090583	1090584	1090585
22"	15"	1090589	1090590	1090591	1090592
23"	16"	1090596	1090597	1090598	1090599
24"	17"	1090603	1090604	1090605	1090606
25"	18"	1090610	1090611	1090612	1090613
26"	19"	1090617	1090618	1090619	1090620
27"	20"	1090624	1090625	1090626	1090627
28"	21"	1090631	1090632	1090633	1090634

A.B.S. Curved Back w/o Attaching Hardware

Tilt Only (2GT)

(Before 11/1/00)

NOTE: Overall back height is calculated by measuring from the seat pan surface to the top of the back pan. Back pan material height can be calculated by subtracting 6-3/4" from the overall back height listed.

Material height listed is rounded off to the nearest whole number.

NOTE: A.B.S. curved backs do not retrofit to the 7/8" round canes. Key slotted back canes and back attaching hardware must be ordered.

NOTE: Hook Fastener Adhesive Kit must be ordered when a Back Pan or Back Assembly is requested. This will allow the Loop Fastener Adhesive on the Back Cover to attach properly.

#3 Back Assembly w/o Hardware 20" Wide - 22" Wide

Overall Back Height	Material Back Height	20" W	21" W	22" W
20"	13"	1090579	1090580	1090581
21"	14"	1090586	1090587	1090588
22"	15"	1090593	1090594	1090595
23"	16"	1090600	1090601	1090602
24"	17"	1090607	1090608	1090609
25"	18"	1090614	1090615	1090616
26"	19"	1090621	1090622	1090623
27"	20"	1090628	1090629	1090630
28"	21"	1090635	1090636	1090637

A.B.S. Curved Back w/o Attaching Hardware

Tilt Only (2GT)

(Before 11/1/00)

NOTE: Overall back height is calculated by measuring from the seat pan surface to the top of the back pan. Back pan material height can be calculated by subtracting 6-3/4" from the overall back height listed.

Material height listed is rounded off to the nearest whole number.

NOTE: A.B.S. curved backs do not retrofit to the 7/8" round canes. Key slotted back canes and back attaching hardware must be ordered.

NOTE: Hook Fastener Adhesive Kit must be ordered when a Back Pan or Back Assembly is requested. This will allow the Loop Fastener Adhesive on the Back Cover to attach properly.

Item Number	Note	Part Number	Description	Quantity Per	
				Package	Assembly
1		See Chart	#1 Back Pan 16" Wide - 19" Wide	1	1
1		See Chart	#1 Back Pan 20" Wide - 22" Wide	1	1
2		See Chart	#2 Back Cushion Assembly 16" Wide - 19" Wide	1	1
2		See Chart	#2 Back Cushion Assembly 20" Wide - 22" Wide	1	1
3		See Chart	#3 Back Assembly w/o Hardware 16" Wide - 19" Wide	1	1
3		See Chart	#3 Back Assembly w/o Hardware 20" Wide - 22" Wide	1	1
	A	1125723	Kit, Hook Fastener w/ Adhesive Back	1	1
NOTE: A - Not Shown. Hook Fastener Adhesive Kit is used to attach the Back Cover to the Back Pan and must be ordered when a new Back Pan or Back Assembly is requested.					

A.B.S. Curved Back w/o Attaching Hardware

Tilt Only (2GT) (After 10/31/00)

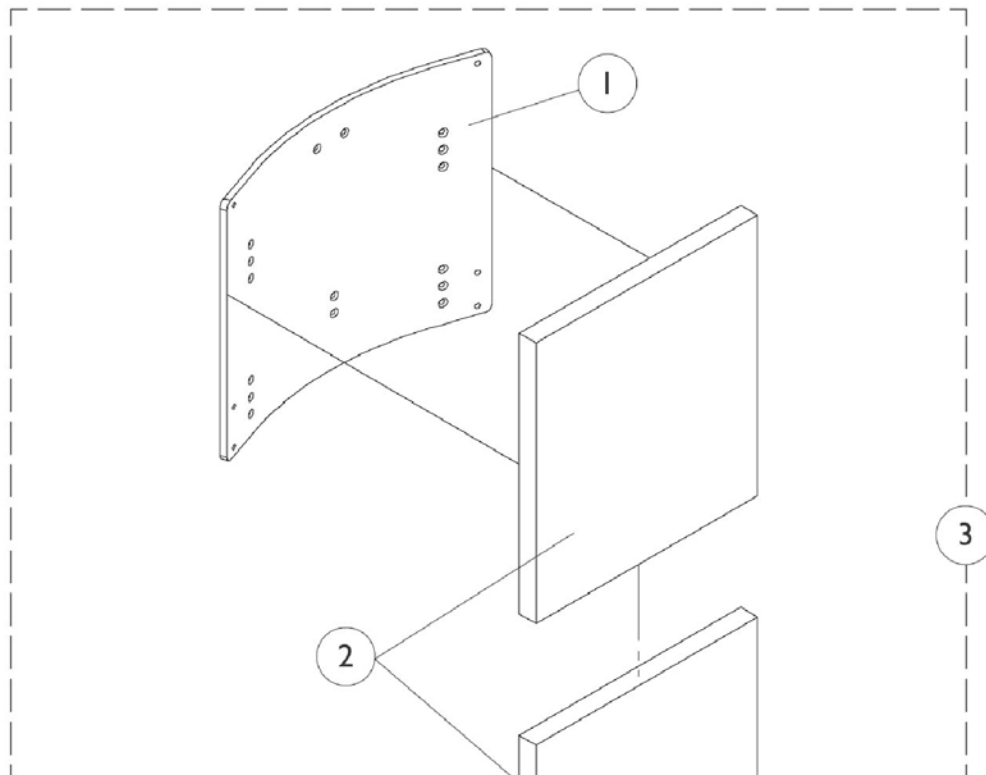
NOTE: Overall back height is calculated by measuring from the seat pan surface to the top of the back pan. Back pan material height can be calculated by subtracting 3-3/4" from the overall back height listed.

Material height listed is rounded off to the nearest whole number.

NOTE: After 10/31/00 spacing between the seat pan and the lower side of the back pan was decreased 3" by adding 3" to the back pan material. Overall back height did not change.

NOTE: A.B.S. curved backs do not retrofit to the 7/8" round canes. Key slotted back canes and back attaching hardware must be ordered.

NOTE: Hook Fastener Adhesive Kit must be ordered when a Back Pan or Back Assembly is requested. This will allow the Loop Fastener Adhesive on the Back Cover to attach properly.



A.B.S. Curved Back w/o Attaching Hardware

Tilt Only (2GT)

(After 10/31/00)

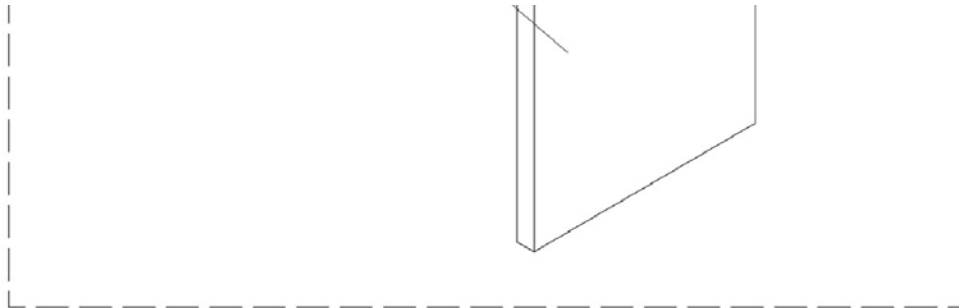
NOTE: Overall back height is calculated by measuring from the seat pan surface to the top of the back pan. Back pan material height can be calculated by subtracting 3-3/4" from the overall back height listed.

Material height listed is rounded off to the nearest whole number.

NOTE: After 10/31/00 spacing between the seat pan and the lower side of the back pan was decreased 3" by adding 3" to the back pan material. Overall back height did not change.

NOTE: A.B.S. curved backs do not retrofit to the 7/8" round canes. Key slotted back canes and back attaching hardware must be ordered.

NOTE: Hook Fastener Adhesive Kit must be ordered when a Back Pan or Back Assembly is requested. This will allow the Loop Fastener Adhesive on the Back Cover to attach properly.



A.B.S. Curved Back w/o Attaching Hardware

Tilt Only (2GT)

(After 10/31/00)

NOTE: Overall back height is calculated by measuring from the seat pan surface to the top of the back pan. Back pan material height can be calculated by subtracting 3-3/4" from the overall back height listed.

Material height listed is rounded off to the nearest whole number.

NOTE: After 10/31/00 spacing between the seat pan and the lower side of the back pan was decreased 3" by adding 3" to the back pan material. Overall back height did not change.

NOTE: A.B.S. curved backs do not retrofit to the 7/8" round canes. Key slotted back canes and back attaching hardware must be ordered.

NOTE: Hook Fastener Adhesive Kit must be ordered when a Back Pan or Back Assembly is requested. This will allow the Loop Fastener Adhesive on the Back Cover to attach properly.

#1 Back Pan 16" Wide - 19" Wide

Overall Back Height	Material Back Height	16" W	17" W	18" W	19" W
20"	16"	1086049	1086050	1086051	1086052
21"	17"	1086056	1086057	1086058	1086059
22"	18"	1086063	1086064	1086065	1086066
23"	19"	1086070	1086071	1086072	1086073
24"	20"	1086077	1086078	1086079	1086080
25"	21"	1086084	1086085	1086086	1086087

A.B.S. Curved Back w/o Attaching Hardware

Tilt Only (2GT)

(After 10/31/00)

NOTE: Overall back height is calculated by measuring from the seat pan surface to the top of the back pan. Back pan material height can be calculated by subtracting 3-3/4" from the overall back height listed.

Material height listed is rounded off to the nearest whole number.

NOTE: After 10/31/00 spacing between the seat pan and the lower side of the back pan was decreased 3" by adding 3" to the back pan material. Overall back height did not change.

NOTE: A.B.S. curved backs do not retrofit to the 7/8" round canes. Key slotted back canes and back attaching hardware must be ordered.

NOTE: Hook Fastener Adhesive Kit must be ordered when a Back Pan or Back Assembly is requested. This will allow the Loop Fastener Adhesive on the Back Cover to attach properly.

#1 Back Pan 20" Wide - 22" Wide

Overall Back Height	Material Back Height	20" W	21" W	22" W
20"	16"	1086053	1086054	1086055
21"	17"	1086060	1086061	1086062
22"	18"	1086067	1086068	1086069
23"	19"	1086074	1086075	1086076
24"	20"	1086081	1086082	1086083
25"	21"	1086088	1086089	1086090

A.B.S. Curved Back w/o Attaching Hardware

Tilt Only (2GT)

(After 10/31/00)

NOTE: Overall back height is calculated by measuring from the seat pan surface to the top of the back pan. Back pan material height can be calculated by subtracting 3-3/4" from the overall back height listed.

Material height listed is rounded off to the nearest whole number.

NOTE: After 10/31/00 spacing between the seat pan and the lower side of the back pan was decreased 3" by adding 3" to the back pan material. Overall back height did not change.

NOTE: A.B.S. curved backs do not retrofit to the 7/8" round canes. Key slotted back canes and back attaching hardware must be ordered.

NOTE: Hook Fastener Adhesive Kit must be ordered when a Back Pan or Back Assembly is requested. This will allow the Loop Fastener Adhesive on the Back Cover to attach properly.

#2 Back Cushion Assembly 16" Wide - 19" Wide

Overall Back Height	Material Back Height	16" W	17" W	18" W	19" W
20"	16"	1097403	1097404	1097405	1097406
21"	17"	1097410	1097411	1097412	1097413
22"	18"	1097417	1097418	1097419	1097420
23"	19"	1097424	1097425	1097426	1097427
24"	20"	1097431	1097432	1097433	1097434
25"	21"	1097438	1097439	1097440	1097441

Back cover and foam are sold as a back cushion assembly only.

A.B.S. Curved Back w/o Attaching Hardware

Tilt Only (2GT)

(After 10/31/00)

NOTE: Overall back height is calculated by measuring from the seat pan surface to the top of the back pan. Back pan material height can be calculated by subtracting 3-3/4" from the overall back height listed.

Material height listed is rounded off to the nearest whole number.

NOTE: After 10/31/00 spacing between the seat pan and the lower side of the back pan was decreased 3" by adding 3" to the back pan material. Overall back height did not change.

NOTE: A.B.S. curved backs do not retrofit to the 7/8" round canes. Key slotted back canes and back attaching hardware must be ordered.

NOTE: Hook Fastener Adhesive Kit must be ordered when a Back Pan or Back Assembly is requested. This will allow the Loop Fastener Adhesive on the Back Cover to attach properly.

#2 Back Cushion Assembly 20" Wide - 22" Wide

Overall Back Height	Material Back Height	20" W	21" W	22" W
20"	16"	1097407	1097408	1097409
21"	17"	1097414	1097415	1097416
22"	18"	1097421	1097422	1097423
23"	19"	1097428	1097429	1097430
24"	20"	1097435	1097436	1097437
25"	21"	1097442	1097443	1097444

A.B.S. Curved Back w/o Attaching Hardware

Tilt Only (2GT)

(After 10/31/00)

NOTE: Overall back height is calculated by measuring from the seat pan surface to the top of the back pan. Back pan material height can be calculated by subtracting 3-3/4" from the overall back height listed.

Material height listed is rounded off to the nearest whole number.

NOTE: After 10/31/00 spacing between the seat pan and the lower side of the back pan was decreased 3" by adding 3" to the back pan material. Overall back height did not change.

NOTE: A.B.S. curved backs do not retrofit to the 7/8" round canes. Key slotted back canes and back attaching hardware must be ordered.

NOTE: Hook Fastener Adhesive Kit must be ordered when a Back Pan or Back Assembly is requested. This will allow the Loop Fastener Adhesive on the Back Cover to attach properly.

#3 Back Assembly w/o Hardware 16" Wide - 19" Wide

Overall Back Height	Material Back Height	16" W	17" W	18" W	19" W
20"	16"	1090596	1090597	1090598	1090599
21"	17"	1090603	1090604	1090605	1090606
22"	18"	1090610	1090611	1090612	1090613
23"	19"	1090617	1090618	1090619	1090620
24"	20"	1090624	1090625	1090626	1090627
25"	21"	1090631	1090632	1090633	1090634

A.B.S. Curved Back w/o Attaching Hardware

Tilt Only (2GT)

(After 10/31/00)

NOTE: Overall back height is calculated by measuring from the seat pan surface to the top of the back pan. Back pan material height can be calculated by subtracting 3-3/4" from the overall back height listed.

Material height listed is rounded off to the nearest whole number.

NOTE: After 10/31/00 spacing between the seat pan and the lower side of the back pan was decreased 3" by adding 3" to the back pan material. Overall back height did not change.

NOTE: A.B.S. curved backs do not retrofit to the 7/8" round canes. Key slotted back canes and back attaching hardware must be ordered.

NOTE: Hook Fastener Adhesive Kit must be ordered when a Back Pan or Back Assembly is requested. This will allow the Loop Fastener Adhesive on the Back Cover to attach properly.

#3 Back Assembly w/o Hardware 20" Wide - 22" Wide

Overall Back Height	Material Back Height	20" W	21" W	22" W
20"	16"	1090600	1090601	1090602
21"	17"	1090607	1090608	1090609
22"	18"	1090614	1090615	1090616
23"	19"	1090621	1090622	1090623
24"	20"	1090628	1090629	1090630
25"	21"	1090635	1090636	1090637

A.B.S. Curved Back w/o Attaching Hardware

Tilt Only (2GT)

(After 10/31/00)

NOTE: Overall back height is calculated by measuring from the seat pan surface to the top of the back pan. Back pan material height can be calculated by subtracting 3-3/4" from the overall back height listed.

Material height listed is rounded off to the nearest whole number.

NOTE: After 10/31/00 spacing between the seat pan and the lower side of the back pan was decreased 3" by adding 3" to the back pan material. Overall back height did not change.

NOTE: A.B.S. curved backs do not retrofit to the 7/8" round canes. Key slotted back canes and back attaching hardware must be ordered.

NOTE: Hook Fastener Adhesive Kit must be ordered when a Back Pan or Back Assembly is requested. This will allow the Loop Fastener Adhesive on the Back Cover to attach properly.

Item Number	Note	Part Number	Description	Quantity Per	
				Package	Assembly
1		See Chart	#1 Back Pan 16" Wide - 19" Wide	1	1
1		See Chart	#1 Back Pan 20" Wide - 22" Wide	1	1
2		See Chart	#2 Back Cushion Assembly 16" Wide - 19" Wide	1	1
2		See Chart	#2 Back Cushion Assembly 20" Wide - 22" Wide	1	1
3		See Chart	#3 Back Assembly w/o Hardware 16" Wide - 19" Wide	1	1
3		See Chart	#3 Back Assembly w/o Hardware 20" Wide - 22" Wide	1	1
	A	1125723	Kit, Hook Fastener w/ Adhesive Back	1	1
NOTE: A - Not Shown. Hook Fastener Adhesive Kit is used to attach the Back Cover to the Back Pan and must be ordered when a new Back Pan or Back Assembly is requested.					

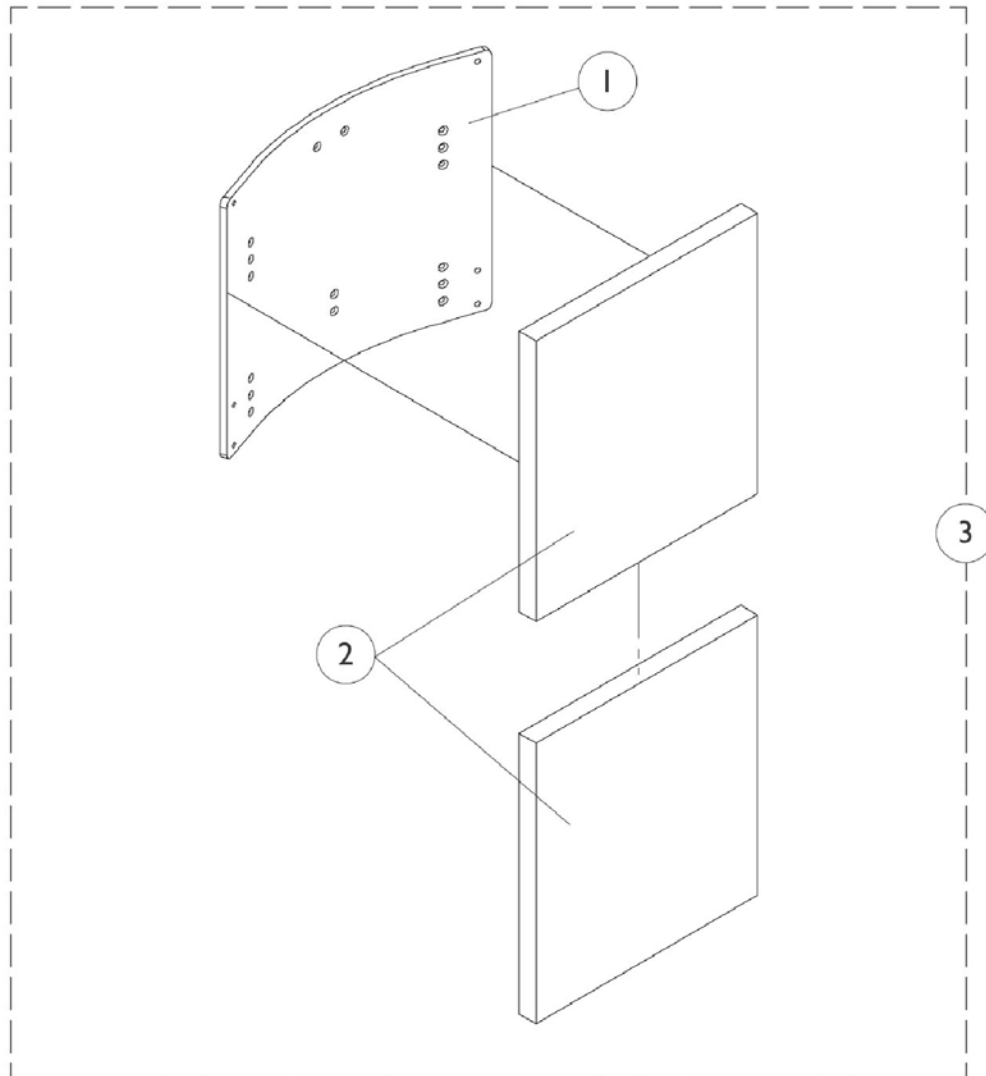
A.B.S. Curved Back w/o Attaching Hardware (Before 4/21/03)

Recline Only (2GR) and Tilt/Recline (2GTR) w/ V.S.R.

NOTE: Overall back height is calculated by measuring from the seat pan surface to the top of the back pan. Back pan material height can be calculated by subtracting 8-3/4" from the overall back height listed.

Material height listed is rounded off to the nearest whole number.

NOTE: Hook Fastener Adhesive Kit must be ordered when a Back Pan or Back Assembly is requested. This will allow the Loop Fastener Adhesive on the Back Cover to attach properly



A.B.S. Curved Back w/o Attaching Hardware (Before 4/21/03)

Recline Only (2GR) and Tilt/Recline (2GTR) w/ V.S.R.

NOTE: Overall back height is calculated by measuring from the seat pan surface to the top of the back pan. Back pan material height can be calculated by subtracting 8-3/4" from the overall back height listed.

Material height listed is rounded off to the nearest whole number.

NOTE: Hook Fastener Adhesive Kit must be ordered when a Back Pan or Back Assembly is requested. This will allow the Loop Fastener Adhesive on the Back Cover to attach properly

#1 Back Pan 16" Wide - 19" Wide

Overall Back Height	Material Back Height	16" W	17" W	18" W	19" W
20"	11"	1086014	1086015	1086016	1086017
21"	12"	1086021	1086022	1086023	1086024
22"	13"	1086028	1086029	1086030	1086031
23"	14"	1086035	1086036	1086037	1086038
24"	15"	1086042	1086043	1086044	1086045
25"	16"	1086049	1086050	1086051	1086052
26"	17"	1086056	1086057	1086058	1086059
27"	18"	1086063	1086064	1086065	1086066
28"	19"	1086070	1086071	1086072	1086073

A.B.S. Curved Back w/o Attaching Hardware (Before 4/21/03)

Recline Only (2GR) and Tilt/Recline (2GTR) w/ V.S.R.

NOTE: Overall back height is calculated by measuring from the seat pan surface to the top of the back pan. Back pan material height can be calculated by subtracting 8-3/4" from the overall back height listed.

Material height listed is rounded off to the nearest whole number.

NOTE: Hook Fastener Adhesive Kit must be ordered when a Back Pan or Back Assembly is requested. This will allow the Loop Fastener Adhesive on the Back Cover to attach properly

#1 Back Pan 20" Wide - 22" Wide

Overall Back Height	Material Back Height	20" W	21" W	22" W
20"	11"	1086018	1086019	1086020
21"	12"	1086025	1086026	1086027
22"	13"	1086032	1086033	1086034
23"	14"	1086039	1086040	1086041
24"	15"	1086046	1086047	1086048
25"	16"	1086053	1086054	1086055
26"	17"	1086060	1086061	1086062
27"	18"	1086067	1086068	1086069
28"	19"	1086074	1086075	1086076

A.B.S. Curved Back w/o Attaching Hardware (Before 4/21/03)

Recline Only (2GR) and Tilt/Recline (2GTR) w/ V.S.R.

NOTE: Overall back height is calculated by measuring from the seat pan surface to the top of the back pan. Back pan material height can be calculated by subtracting 8-3/4" from the overall back height listed.

Material height listed is rounded off to the nearest whole number.

NOTE: Hook Fastener Adhesive Kit must be ordered when a Back Pan or Back Assembly is requested. This will allow the Loop Fastener Adhesive on the Back Cover to attach properly

#2 Back Cushion Assembly 16" Wide - 19" Wide

Overall Back Height	Material Back Height	16" W	17" W	18" W	19" W
20"	11"	1097368	1097369	1097370	1097371
21"	12"	1097375	1097376	1097377	1097378
22"	13"	1097382	1097383	1097384	1097385
23"	14"	1097389	1097390	1097391	1097392
24"	15"	1097396	1097397	1097398	1097399
25"	16"	1097403	1097404	1097405	1097406
26"	17"	1097410	1097411	1097412	1097413
27"	18"	1097417	1097418	1097419	1097420
28"	19"	1097424	1097425	1097426	1097427

Back cover and foam are sold as a back cushion assembly only.

A.B.S. Curved Back w/o Attaching Hardware (Before 4/21/03)

Recline Only (2GR) and Tilt/Recline (2GTR) w/ V.S.R.

NOTE: Overall back height is calculated by measuring from the seat pan surface to the top of the back pan. Back pan material height can be calculated by subtracting 8-3/4" from the overall back height listed. Material height listed is rounded off to the nearest whole number.

NOTE: Hook Fastener Adhesive Kit must be ordered when a Back Pan or Back Assembly is requested. This will allow the Loop Fastener Adhesive on the Back Cover to attach properly

#2 Back Cushion Assembly 20" Wide - 22" Wide

Overall Back Height	Material Back Height	20" W	21" W	22" W
20"	11"	1097372	1097373	1097374
21"	12"	1097379	1097380	1097381
22"	13"	1097386	1097387	1097388
23"	14"	1097393	1097394	1097395
24"	15"	1097400	1097401	1097402
25"	16"	1097407	1097408	1097409
26"	17"	1097414	1097415	1097416
27"	18"	1097421	1097422	1097423
28"	19"	1097428	1097429	1097430

A.B.S. Curved Back w/o Attaching Hardware (Before 4/21/03)

Recline Only (2GR) and Tilt/Recline (2GTR) w/ V.S.R.

NOTE: Overall back height is calculated by measuring from the seat pan surface to the top of the back pan. Back pan material height can be calculated by subtracting 8-3/4" from the overall back height listed.

Material height listed is rounded off to the nearest whole number.

NOTE: Hook Fastener Adhesive Kit must be ordered when a Back Pan or Back Assembly is requested. This will allow the Loop Fastener Adhesive on the Back Cover to attach properly

#3 Back Assembly w/o Hardware 16" Wide - 19" Wide

Overall Back Height	Material Back Height	16" W	17" W	18" W	19" W
20"	11"	1090561	1090562	1090563	1090564
21"	12"	1090568	1090569	1090570	1090571
22"	13"	1090575	1090576	1090577	1090578
23"	14"	1090582	1090583	1090584	1090585
24"	15"	1090589	1090590	1090591	1090592
25"	16"	1090596	1090597	1090598	1090599
26"	17"	1090603	1090604	1090605	1090606
27"	18"	1090610	1090611	1090612	1090613
28"	19"	1090617	1090618	1090619	1090620

A.B.S. Curved Back w/o Attaching Hardware (Before 4/21/03)

Recline Only (2GR) and Tilt/Recline (2GTR) w/ V.S.R.

NOTE: Overall back height is calculated by measuring from the seat pan surface to the top of the back pan. Back pan material height can be calculated by subtracting 8-3/4" from the overall back height listed. Material height listed is rounded off to the nearest whole number.

NOTE: Hook Fastener Adhesive Kit must be ordered when a Back Pan or Back Assembly is requested. This will allow the Loop Fastener Adhesive on the Back Cover to attach properly

#3 Back Assembly w/o Hardware 20" Wide - 22" Wide

Overall Back Height	Material Back Height	20" W	21" W	22" W
20"	11"	1090565	1090566	1090567
21"	12"	1090572	1090573	1090574
22"	13"	1090579	1090580	1090581
23"	14"	1090586	1090587	1090588
24"	15"	1090593	1090594	1090595
25"	16"	1090600	1090601	1090602
26"	17"	1090607	1090608	1090609
27"	18"	1090614	1090615	1090616
28"	19"	1090621	1090622	1090623

Item Number	Note	Part Number	Description	Quantity Per	
				Package	Assembly
1		See Chart	#1 Back Pan 16" Wide - 19" Wide	1	1
1		See Chart	#1 Back Pan 20" Wide - 22" Wide	1	1
2		See Chart	#2 Back Cushion Assembly 16" Wide - 19" Wide	1	1
2		See Chart	#2 Back Cushion Assembly 20" Wide - 22" Wide	1	1
3		See Chart	#3 Back Assembly w/o Hardware 16" Wide - 19" Wide	1	1
3		See Chart	#3 Back Assembly w/o Hardware 20" Wide - 22" Wide	1	1
	A	1125723	Kit, Hook Fastener w/ Adhesive Back	1	1

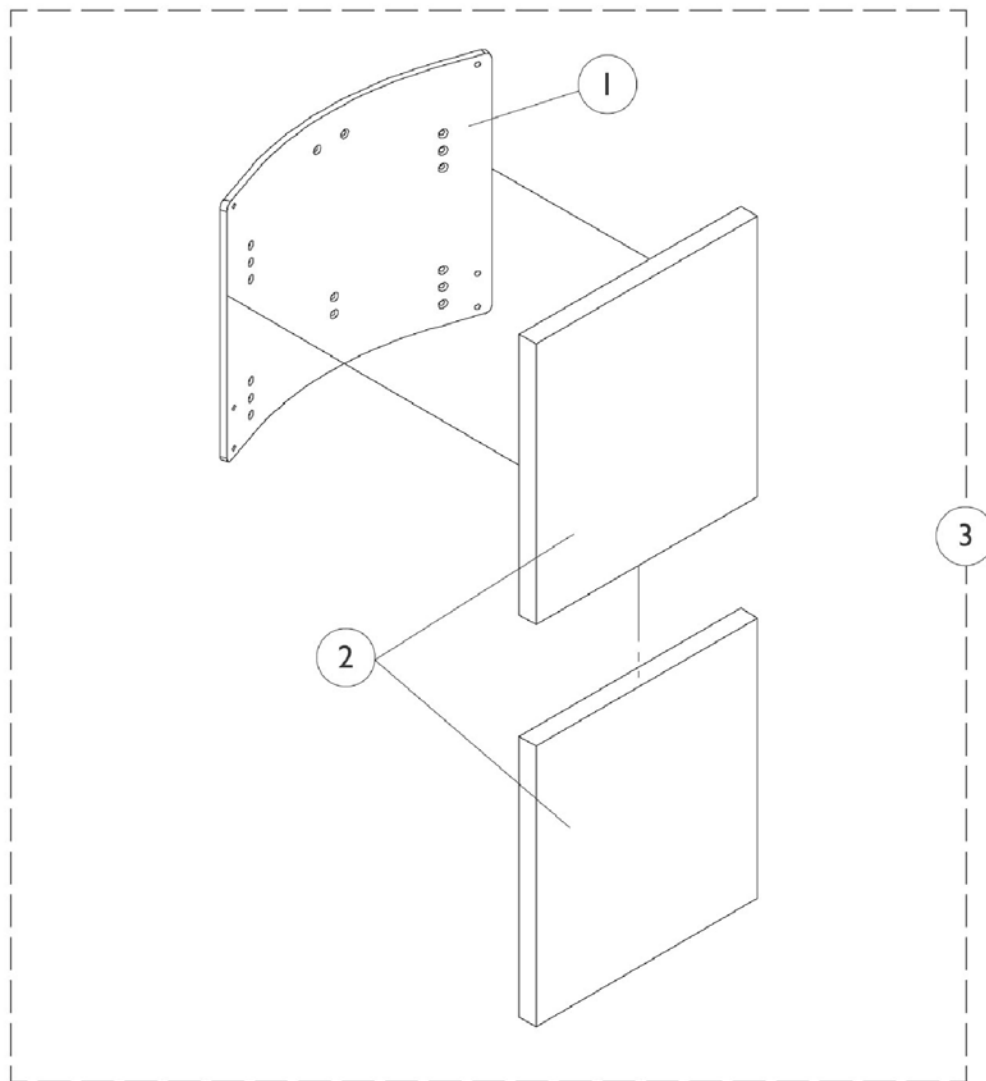
NOTE: A - Not Shown. Hook Fastener Adhesive Kit is used to attach a Back Cover to the Back Pan and must be ordered when a new Back Pan or Back Assembly is requested.

A.B.S. Curved Back w/o Attaching Hardware (After 4/20/03) Recline Only (2GR) and Tilt/Recline (2GTR) w/ V.S.R.

NOTE: Overall back height is calculated by measuring from the seat pan surface to the top of the back pan. Back pan material height can be calculated by subtracting 4-3/4" from the overall back height listed.

Material height listed is rounded off to the nearest whole number.

NOTE: Hook Fastener Adhesive Kit must be ordered when a Back Pan or Back Assembly is requested. This will allow the Loop Fastener Adhesive on the Back Cover to attach properly.



A.B.S. Curved Back w/o Attaching Hardware (After 4/20/03) Recline Only (2GR) and Tilt/Recline (2GTR) w/ V.S.R.

NOTE: Overall back height is calculated by measuring from the seat pan surface to the top of the back pan. Back pan material height can be calculated by subtracting 4-3/4" from the overall back height listed.

Material height listed is rounded off to the nearest whole number.

NOTE: Hook Fastener Adhesive Kit must be ordered when a Back Pan or Back Assembly is requested. This will allow the Loop Fastener Adhesive on the Back Cover to attach properly.

#1 Back Pan 16" Wide - 19" Wide

Overall Back Height	Material Back Height	16" W	17" W	18" W	19" W
20"	15"	1086042	1086043	1086044	1086045
21"	16"	1086049	1086050	1086051	1086052
22"	17"	1086056	1086057	1086058	1086059
23"	18"	1086063	1086064	1086065	1086066
24"	19"	1086070	1086071	1086072	1086073
25"	20"	1086077	1086078	1086079	1086080
26"	21"	1086084	1086085	1086086	1086087

#1 Back Pan 20" Wide - 22" Wide

Overall Back Height	Material Back Height	20" W	21" W	22" W
20"	15"	1086046	1086047	1086048
21"	16"	1086053	1086054	1086055
22"	17"	1086060	1086061	1086062
23"	18"	1086067	1086068	1086069
24"	19"	1086074	1086075	1086076
25"	20"	1086081	1086082	1086083
26"	21"	1086088	1086089	1086090

A.B.S. Curved Back w/o Attaching Hardware (After 4/20/03) Recline Only (2GR) and Tilt/Recline (2GTR) w/ V.S.R.

NOTE: Overall back height is calculated by measuring from the seat pan surface to the top of the back pan. Back pan material height can be calculated by subtracting 4-3/4" from the overall back height listed.

Material height listed is rounded off to the nearest whole number.

NOTE: Hook Fastener Adhesive Kit must be ordered when a Back Pan or Back Assembly is requested. This will allow the Loop Fastener Adhesive on the Back Cover to attach properly.

#2 Back Cushion Assembly 16" Wide - 19" Wide

Overall Back Height	Material Back Height	16" W	17" W	18" W	19" W
20"	15"	1097396	1097397	1097398	1097399
21"	16"	1097403	1097404	1097405	1097406
22"	17"	1097410	1097411	1097412	1097413
23"	18"	1097417	1097418	1097419	1097420
24"	19"	1097424	1097425	1097426	1097427
25"	20"	1097431	1097432	1097433	1097434
26"	21"	1097438	1097439	1097440	1097441

Back cover and foam are sold as a back cushion assembly only.

#2 Back Cushion Assembly 20" Wide - 22" Wide

Overall Back Height	Material Back Height	20" W	21" W	22" W
20"	15"	1097400	1097401	1097402
21"	16"	1097407	1097408	1097409
22"	17"	1097414	1097415	1097416
23"	18"	1097421	1097422	1097423
24"	19"	1097428	1097429	1097430
25"	20"	1097435	1097436	1097437
26"	21"	1097442	1097443	1097444

A.B.S. Curved Back w/o Attaching Hardware (After 4/20/03) Recline Only (2GR) and Tilt/Recline (2GTR) w/ V.S.R.

NOTE: Overall back height is calculated by measuring from the seat pan surface to the top of the back pan. Back pan material height can be calculated by subtracting 4-3/4" from the overall back height listed.

Material height listed is rounded off to the nearest whole number.

NOTE: Hook Fastener Adhesive Kit must be ordered when a Back Pan or Back Assembly is requested. This will allow the Loop Fastener Adhesive on the Back Cover to attach properly.

#3 Back Assembly w/o Hardware 16" Wide - 19" Wide

Overall Back Height	Material Back Height	16" W	17" W	18" W	19" W
20"	15"	1090589	1090590	1090591	1090592
21"	16"	1090596	1090597	1090598	1090599
22"	17"	1090603	1090604	1090605	1090606
23"	18"	1090610	1090611	1090612	1090613
24"	19"	1090617	1090618	1090619	1090620
25"	20"	1090624	1090625	1090626	1090627
26"	21"	1090631	1090632	1090633	1090634

#3 Back Assembly w/o Hardware 20" Wide - 22" Wide

Overall Back Height	Material Back Height	20" W	21" W	22" W
20"	15"	1090593	1090594	1090595
21"	16"	1090600	1090601	1090602
22"	17"	1090607	1090608	1090609
23"	18"	1090614	1090615	1090616
24"	19"	1090621	1090622	1090623
25"	20"	1090628	1090629	1090630
26"	21"	1090635	1090636	1090637

A.B.S. Curved Back w/o Attaching Hardware (After 4/20/03) Recline Only (2GR) and Tilt/Recline (2GTR) w/ V.S.R.

NOTE: Overall back height is calculated by measuring from the seat pan surface to the top of the back pan. Back pan material height can be calculated by subtracting 4-3/4" from the overall back height listed.

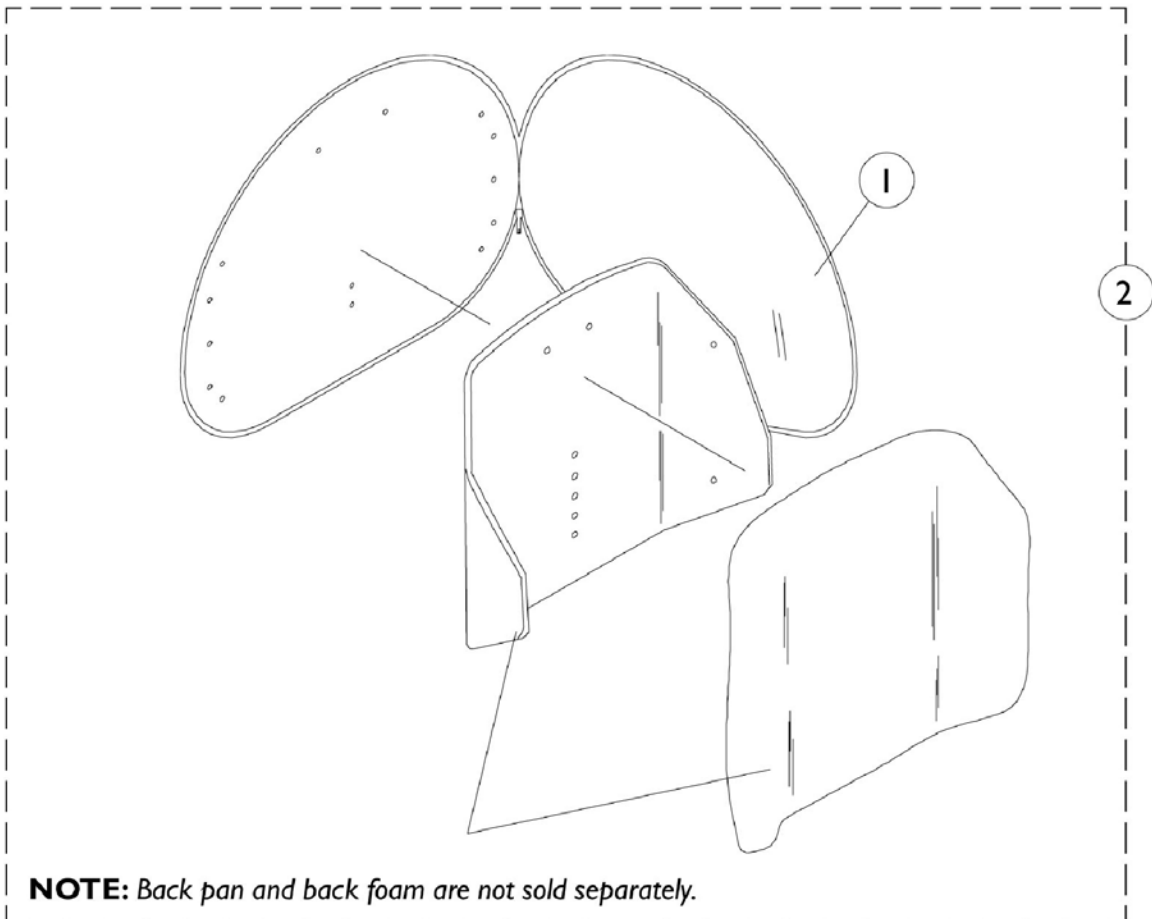
Material height listed is rounded off to the nearest whole number.

NOTE: Hook Fastener Adhesive Kit must be ordered when a Back Pan or Back Assembly is requested. This will allow the Loop Fastener Adhesive on the Back Cover to attach properly.

Item Number	Note	Part Number	Description	Quantity Per	
				Package	Assembly
1		See Chart	#1 Back Pan 16" Wide - 19" Wide	1	1
1		See Chart	#1 Back Pan 20" Wide - 22" Wide	1	1
2		See Chart	#2 Back Cushion Assembly 16" Wide - 19" Wide	1	1
2		See Chart	#2 Back Cushion Assembly 20" Wide - 22" Wide	1	1
3		See Chart	#3 Back Assembly w/o Hardware 16" Wide - 19" Wide	1	1
3		See Chart	#3 Back Assembly w/o Hardware 20" Wide - 22" Wide	1	1
	A	1125723	Kit, Hook Fastener w/ Adhesive Back	1	1
NOTE: A - Not Shown. Hook Fastener Adhesive Kit is used to attach the Back Cover to the Back Pan and must be ordered when a new Back Pan or Back Assembly is requested.					

Profile Back without Attaching Hardware

NOTE: See back mounting hardware under accessories when attaching a profile back to 7/8" round canes.



Profile Back without Attaching Hardware

NOTE: See back mounting hardware under accessories when attaching a profile back to 7/8" round canes.

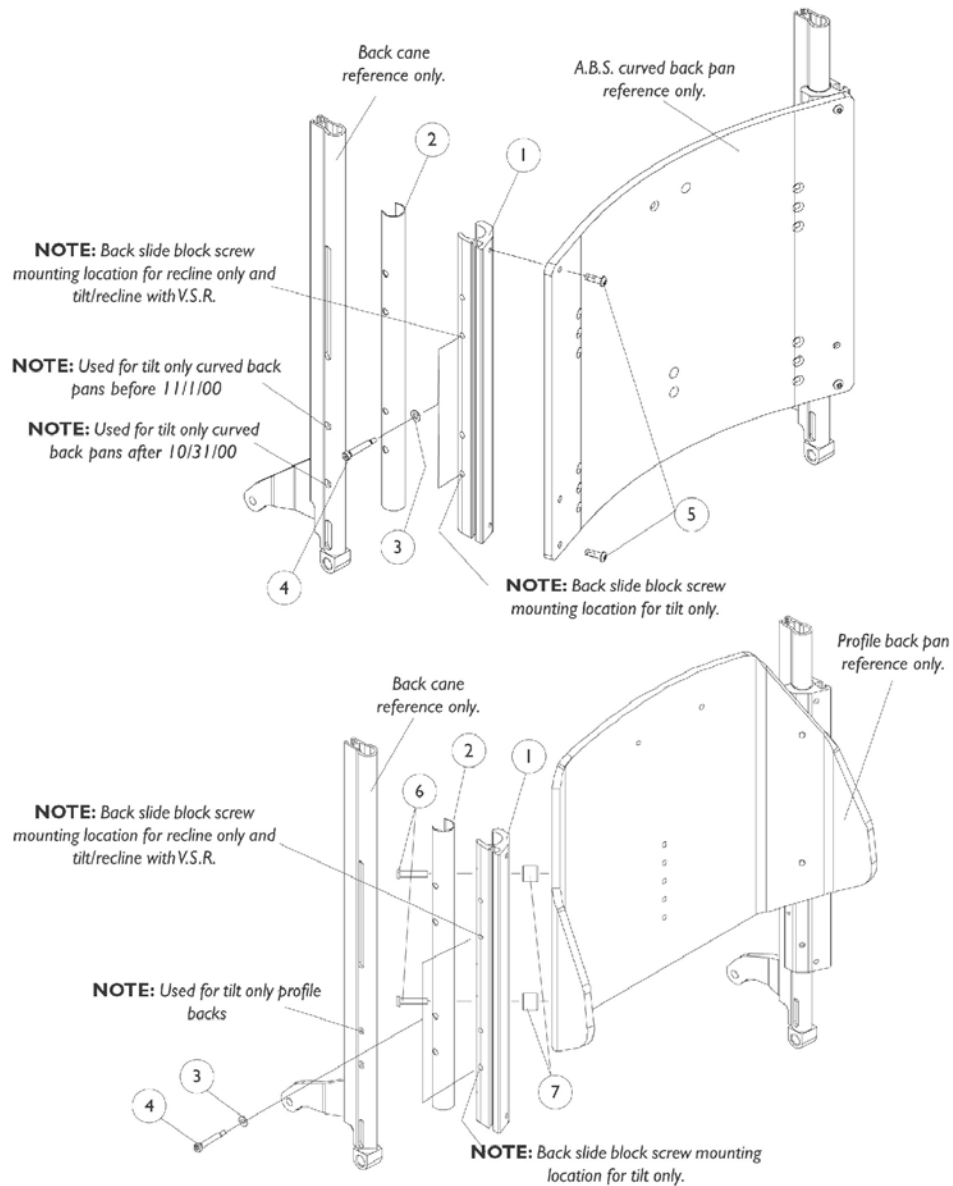
Back Material Width x Height	Overall Back Height - Tilt	Overall Back Height - VSR	#1 Back Cover	#2 Back Assembly w/o Sliding Hardware
16" x 16"	23" H	25" H	0276800-NLA	1091877
17" x 16"	23" H	25" H	0276800-NLA	1091877
18" x 16"	23" H	25" H	0276900-NLA	1091876
19" x 16"	23" H	25" H	0276900-NLA	1091876
20" x 16"	23" H	25" H	0277000	1091878
21" x 16"	23" H	25" H	0277000	1091878
16" x 18"	24" H	26" H	0277100	1091875
17" x 18"	24" H	26" H	0277100	1091875
18" x 18"	24" H	26" H	0277200	1091874
19" x 18"	24" H	26" H	0277200	1091874
20" x 18"	24" H	26" H	0277300	1091873
21" x 18"	24" H	26" H	0277300	1091873

Back Assembly Attaching Hardware

A.B.S. Curved and Profile

NOTE: Items 1, 2 and attaching hardware may be required when changing back styles or back cane heights.

NOTE: See back mounting hardware under accessories when attaching a profile back to 7/8" round canes.



Back Assembly Attaching Hardware

A.B.S. Curved and Profile

NOTE: Items 1, 2 and attaching hardware may be required when changing back styles or back cane heights.

NOTE: See back mounting hardware under accessories when attaching a profile back to 7/8" round canes.

#1 Back Slide Block

Seating System	Back Type	20"-21" Back Height	22"-23" Back Height	24"-25" Back Height	26"-27" Back Height	28" Back Height
Tilt Only Before 11/1/00	Curved	1082915	1082916	1082917	1082918	1082919
Tilt Only	Profile	1082915	1082915	1082915	1082915	1082915
Recline Only and Tilt/Recline w/VSR	Curved	1082914	1082915	1082916	1082917	1082918
Recline Only and Tilt/Recline w/VSR	Profile	1082915	1082915	1082915	1082915	1082915

#1 Back Slide Block (Tilt Only A.B.S. Curved After 10/31/00)

Seating System	Back Type	20" Back Height	21"-22" Back Height	23"-24" Back Height	25" Back Height
Tilt Only After 10/31/00 See Note(s) A	Curved	1082916	1082917	1082918	1082919

NOTE: A - After 10/31/00 spacing between the seat pan and lower side of the back pan was decreased 3" by adding 3" to the back pan material. Overall back height did not change.

#2 Back Slide Sleeve

Seating System	Back Type	20"-21" Back Height	22"-23" Back Height	24"-25" Back Height	26"-27" Back Height	28" Back Height
Tilt Only	Curved	1082943	1082944	1082945	1082946	1082947
Tilt Only	Profile	1082943	1082943	1082943	1082943	1082943
Recline Only and Tilt/Recline w/ VSR	Curved	1082942	1082943	1082944	1082945	1082946
Recline Only and Tilt/Recline w/ VSR	Profile	1082943	1082943	1082943	1082943	1082943

Back Assembly Attaching Hardware

A.B.S. Curved and Profile

NOTE: Items 1, 2 and attaching hardware may be required when changing back styles or back cane heights.

NOTE: See back mounting hardware under accessories when attaching a profile back to 7/8" round canes.

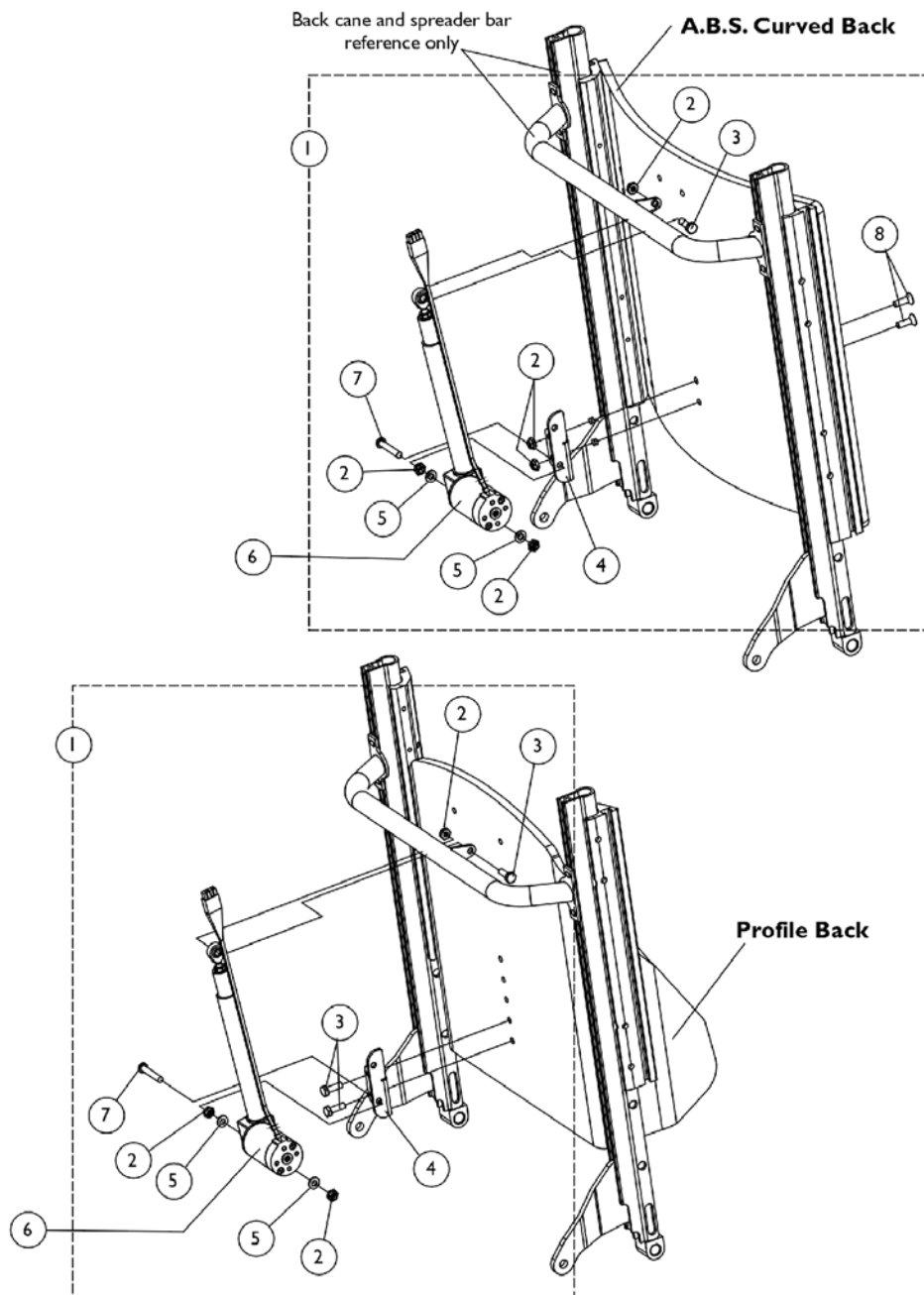
#2 Back Slide Sleeve (Tilt Only A.B.S. Curved After 10/31/00)

Seating System	Back Type	20" Back Height	21"-22" Back Height	23"-24" Back Height	25" Back Height
Tilt Only After 10/31/00 See Note(s) A	Curved	1082944	1082945	1082946	1082947
NOTE: A - After 10/31/00 spacing between the seat pan and lower side of the back pan was decreased 3" by adding 3" to the back pan material. Overall back height did not change.					

Item Number	Note	Part Number	Description	Quantity Per	
				Package	Assembly
1		See Chart	#1 Back Slide Block	1	2
1		See Chart	#1 Back Slide Block (Tilt Only A.B.S. Curved After 10/31/00)	1	2
2		See Chart	#2 Back Slide Sleeve	1	2
2		See Chart	#2 Back Slide Sleeve (Tilt Only A.B.S. Curved After 10/31/00)	1	2
3		1026907	Washer (1/4 x 1/2 x 1/16")	1	2
4		1000212	Screw, Shoulder (1/4 x 1-1/4")	1	2
5		1091870	Screw, Socket Button Head w/ Patch (1/4-20 x 3/4")	1	4
6	B	1008432	Screw, Socket Button Head (1/4-20 x 1-1/4")	1	4
6	F	1091870	Screw, Socket Button Head w/ Patch (1/4-20 x 3/4")	1	4
7		1090131	Spacer, Black (1/4 x 3/4 x 5/8")	1	4
	A,C	1086994	Hardware, Attaching, A.B.S. Curved Back	1	1
	A,D	1086996	Hardware, Attaching, Profile Back (17",19",21" Wide)	1	1
	A,E	1086995	Hardware, Attaching, Profile Back (16",18",20",22" Wide)	1	1
NOTE: A - Not Shown B - 17",19" and 21" Wide C - Includes Items 3-5 D - Includes Items 3,4,6 and 7 E - Includes Items 3,4 and 6 F - 16",18", 20" and 22" Wide					

Back Assembly V.S.R. Actuator Motor & Attaching Hardware

Recline Only (2GR) and Tilt/Recline (2GTR)



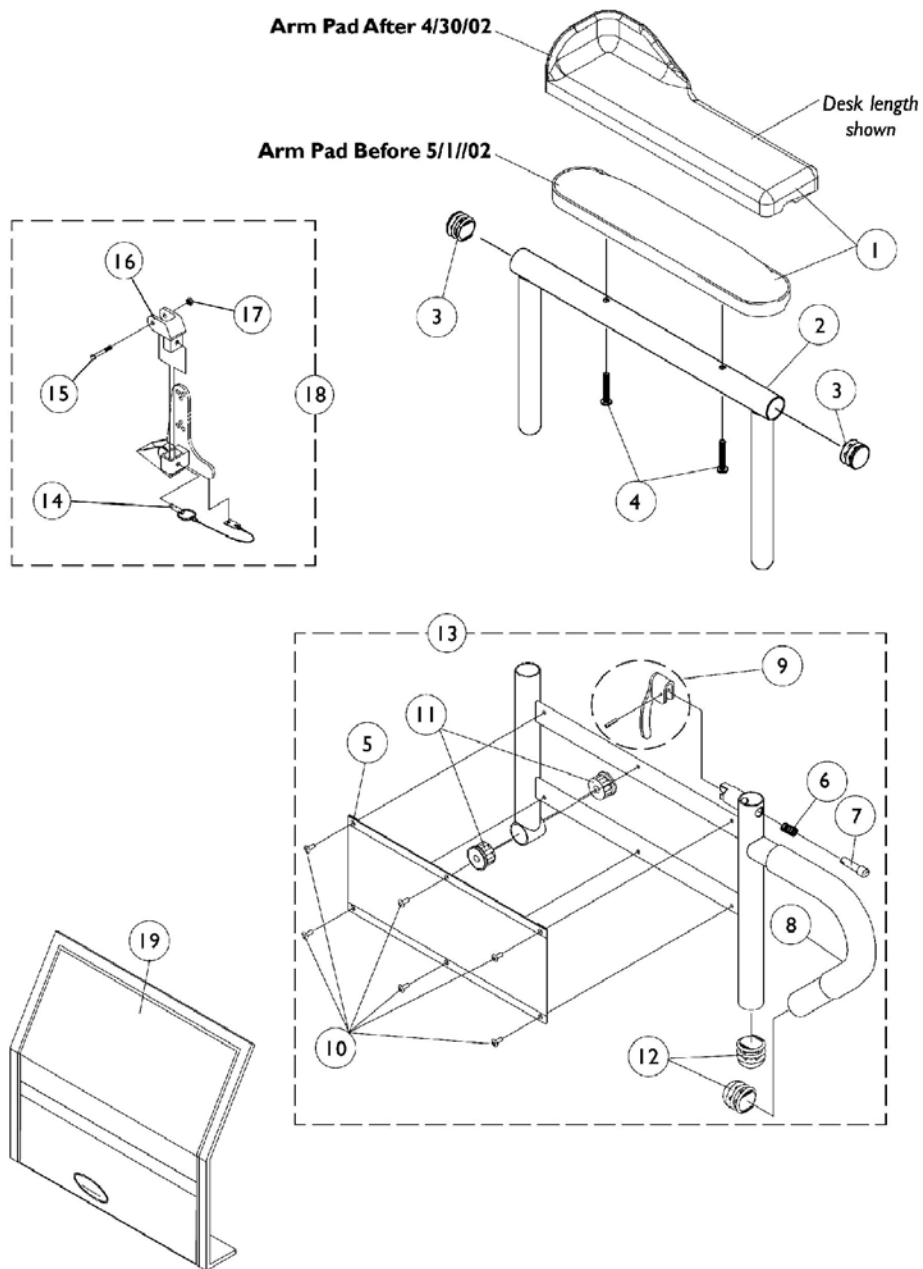
Back Assembly V.S.R. Actuator Motor & Attaching Hardware

Recline Only (2GR) and Tilt/Recline (2GTR)

Item Number	Note	Part Number	Description	Quantity Per	
				Package	Assembly
1	A	1121051	V.S.R. Actuator Mounting Hardware, A.B.S. Curved Back	1	1
1	B	1121052	V.S.R. Actuator Mounting Hardware, Profile Back	1	1
2	C	7930323	Package, Locknut (1/4-20)	25	1
3	D	7930326	Screw, Hex Head (1/4-20 x 3/4")	25	1
4		1121023	Bracket, V.S.R. Actuator Mounting	1	1
5		1026907	Washer (1/4 x 1/2 x 1/16")	1	2
6	E	0001100	Actuator Assembly, 5" Stroke	1	1
6	F	1113627	Actuator Assembly, 3" Stroke	1	1
7		1008495	Screw, Socket Button Head (1/4-20 x 1-1/2")	1	1
8		1091869	Screw, Socket Flat Head C'sunk with Patch (1/4-20 x 3/4")	1	2
NOTE: A - Includes Items 2-5, 7 and 8 B - Includes Items 2-5 and 7 C - Profile Backs Use Quantity of 3 Only D - Profile Backs Use Quantity of 3 E - A.B.S. Curved Backs before 4/21/03 and all Profile Backs F - A.B.S. Curved Backs after 4/20/03					

Armrest Assembly

Tilt Only (2GT)



Armrest Assembly

Tilt Only (2GT)

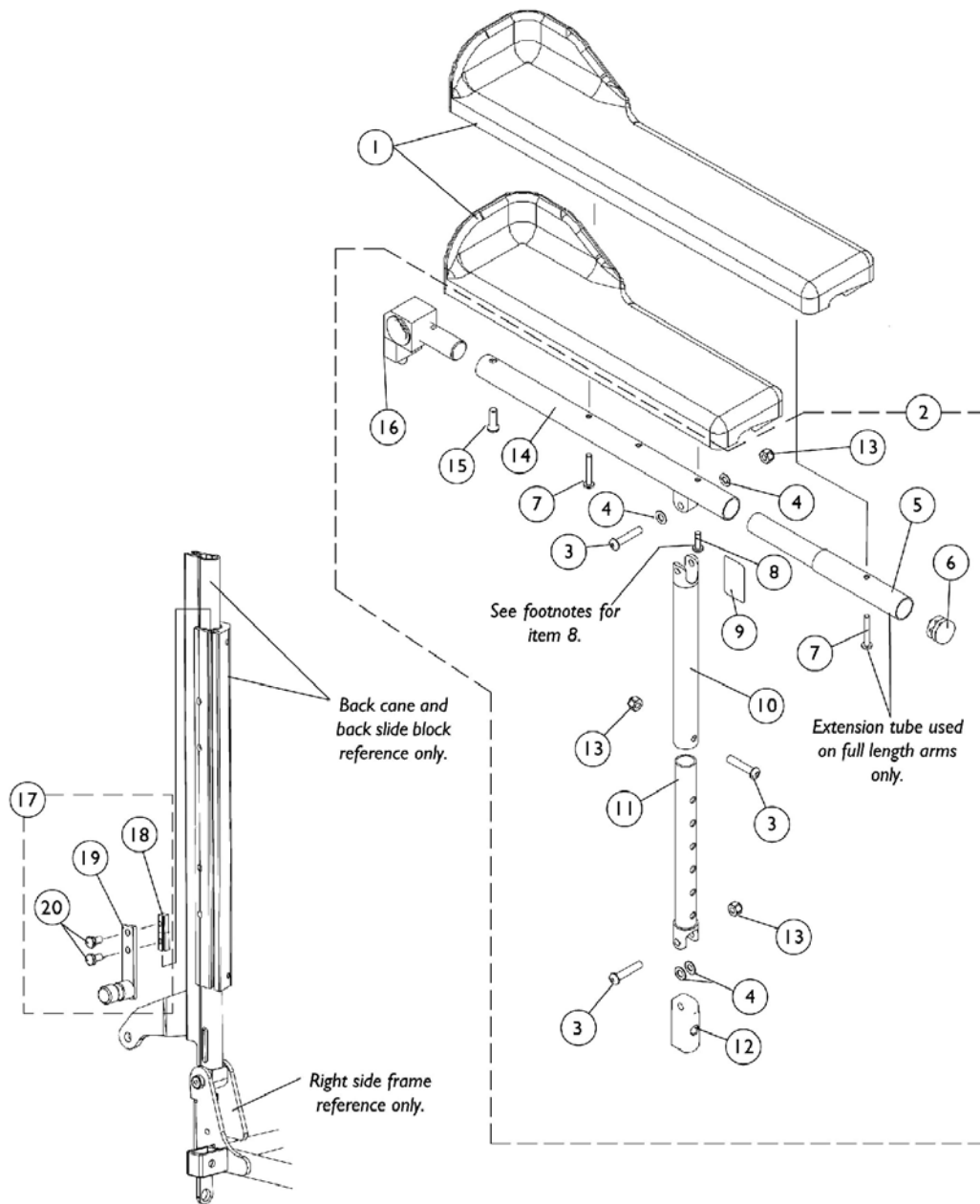
Item Number	Note	Part Number	Description	Quantity Per	
				Package	Assembly
1	A,C	8881011811	Arm Pad, Vinyl, Desk Length (9" L x 2" W)	1	1
1	A,C	8881053578	Arm Pads, Vinyl, Desk Length with Screws (9" L x 2" W)	2	1
1	A,C	8881015932	Arm Pad, Vinyl, Full Length (14" L x 2" W) - Right	1	1
1	A,C	8881015933	Arm Pad, Vinyl, Full Length (14" L x 2" W) - Left	1	1
1	A	8881053577	Arm Pads, Vinyl, Full Length with Screws (14" L x 2" W)	2	1
1	B	1082910	Arm Pad w/ Elbow Stop, Desk, Black Urethane (13" L x 3" W) - Right	1	1
1	B	1082911	Arm Pad w/ Elbow Stop, Desk, Black Urethane (13" L x 3" W) - Left	1	1
1	B	1090190	Arm Pad w/ Elbow Stop, Desk, Black Urethane (13" L x 3" W) - Pair w/ Screws	2	1
1	B	1082912	Arm Pad w/ Elbow Stop, Full, Black Urethane (17" L x 3" W) - Right	1	1
1		1082913	Arm Pad w/ Elbow Stop, Full, Black Urethane (17" L x 3" W) - Left	1	1
1	B	1090191	Arm Pad w/ Elbow Stop, Full, Black Urethane (17" L x 3" W) -Pair w/ Screws	2	1
2		1071253	Arm Top, Adjustable Height with Plug Buttons - Full Length (Black)	1	1
2		1070859	Arm Tube, Upper with Plug Buttons (Black) - Desk Length	1	1
3		1027095	Plug Button, Black (7/8")	1	2
4	A	1055949	Screws, Phillips Pan Head (#10-32 x 1-1/8")	2	1
4	B	1107155	Screw, Phillips Pan Head Tap (#10-32 x 1-1/4")	1	2
5		1064130	Clothing Guard	1	1
6		47471X074	Spring, Arm Lock	1	1
7		1028594	Pin, Arm Lock	1	1
8		1032244	Grip, Foam Hand (9" Long)	1	1
9		1090768	Kit, Lock Handle w/Rivets (both LT & RT side)	2	1
10		1028645	Rivet	1	6
11		1065936	Plug, Pivot	1	2
12		1067734	Plug Button, Black (5/8")	1	2
13		1068416	Arm Base, Adjustable Height 16-19" Deep - Right (Black)	1	1
13		1068417	Arm Base, Adjustable Height 16-19" Deep - Left (Black)	1	1
13		1068418	Arm Base, Adjustable Height 20" and Deeper - Right (Black)	1	1
13		1068419	Arm Base, Adjustable Height 20" and Deeper - Left (Black)	1	1
13		1067761	Arm Base, 1" Lower, Adjustable Height 16-19" Deep - Right (Black)	1	1

Armrest Assembly Tilt Only (2GT)

Item Number	Note	Part Number	Description	Quantity Per	
				Package	Assembly
13		1067762	Arm Base, 1" Lower, Adjustable Height 16-19" Deep - Left (Black)	1	1
13		1067755	Arm Base, 1" Lower, Adjustable Height 20" and Deeper - Right (Black)	1	1
13		1067756	Arm Base, 1" Lower, Adjustable Height 20" and Deeper - Left (Black)	1	1
14		1068039	Pin, Pull	1	1
15		1030949	Screw, Hex Head (1/4-20 x 1-1/2")	1	1
16		1068025	Clevis, Pivot	1	1
17		7930323	Package, Locknut (1/4-20)	25	1
18		1068488	Kit, Swingaway Armrest Mounting Hardware	1	1
19		1035065	Cover, Clothing Guard with Pocket - For Fixed Height Desk Length & Adjustable Height Full/Desk Length	1	1
NOTE: A - Before 5/1/02 B - After 4/30/02 C - Specify U67 upholstery color when ordering.					

Armrest Assembly

Recline Only (2GR) and Tilt/Recline (2GTR)



Armrest Assembly

Recline Only (2GR) and Tilt/Recline (2GTR)

Item Number	Note	Part Number	Description	Quantity Per	
				Package	Assembly
1		1082910	Arm Pad w/ Elbow Stop, Desk, Black Urethane (13" L x 3" W) - Right	1	1
1		1082911	Arm Pad w/ Elbow Stop, Desk, Black Urethane (13" L x 3" W) - Left	1	1
1		1090190	Arm Pad w/ Elbow Stop, Desk, Black Urethane (13" L x 3" W) - Pair w/ Screws	2	1
1		1082912	Arm Pad w/ Elbow Stop, Full, Black Urethane (17" L x 3" W) - Right	1	1
1		1082913	Arm Pad w/ Elbow Stop, Full, Black Urethane (17" L x 3" W) - Left	1	1
1		1090191	Arm Pad w/ Elbow Stop, Full, Black Urethane (17" L x 3" W) -Pair w/ Screws	2	1
2	A,H	1086992	Arm Assembly w/o Arm Pad, Desk Length - Right	1	1
2	A,H	1086993	Arm Assembly w/o Arm Pad, Desk Length - Left	1	1
2	B,H	1087012	Arm Assembly w/o Arm Pad, Full Length - Right	1	1
2	B,H	1087013	Arm Assembly w/o Arm Pad, Full Length - Left	1	1
3		1008432	Screw, Socket Button Head (1/4-20 x 1-1/4")	1	3
4		1026103	Washer, Nylon (1/4 x 1/2 x 1/32")	1	4
5		0028202	Extension Tube, Full Length	1	1
6		1027095	Plug Button, Black (7/8")	1	1
7		1107155	Screw, Phillips Pan Head Tap (#10-32 x 1-1/4")	1	2
8	D	1028755	Screw, Phillips Pan Head (#10-32 x 5/8")	1	1
8	E	1107155	Screw, Phillips Pan Head Tap (#10-32 x 1-1/4")	1	1
9		1079203	Decal, Warning Pinch Point	1	1
10	F	1115392	Support Tube w/ Warning Decal, Arm	1	1
11	F	1115393	Slide Tube, Adjustable	1	1
12		1082842	Plug, Arm, Black	1	1
13		7930333	Locknut (1/4-20)	25	1
14		1082927	Arm Tube	1	1
15		1009838	Screw, Socket Head (1/4-20 x 3/4")	1	1
16	I	1095437	Arm Pivot Assembly	1	1
17	C	1086990	Hardware, Arm Attaching	1	1
18		1082699	T-Nut (1/4-20)	1	2
19		1086932	Pivot, Back Arm	1	1
20		1078214	Screw, Hex Head Cap w/ Patch (1/4-20 x 1/2")	1	2
	G	1119268	Slide Tube/Arm Support Assembly (Pair)	2	1

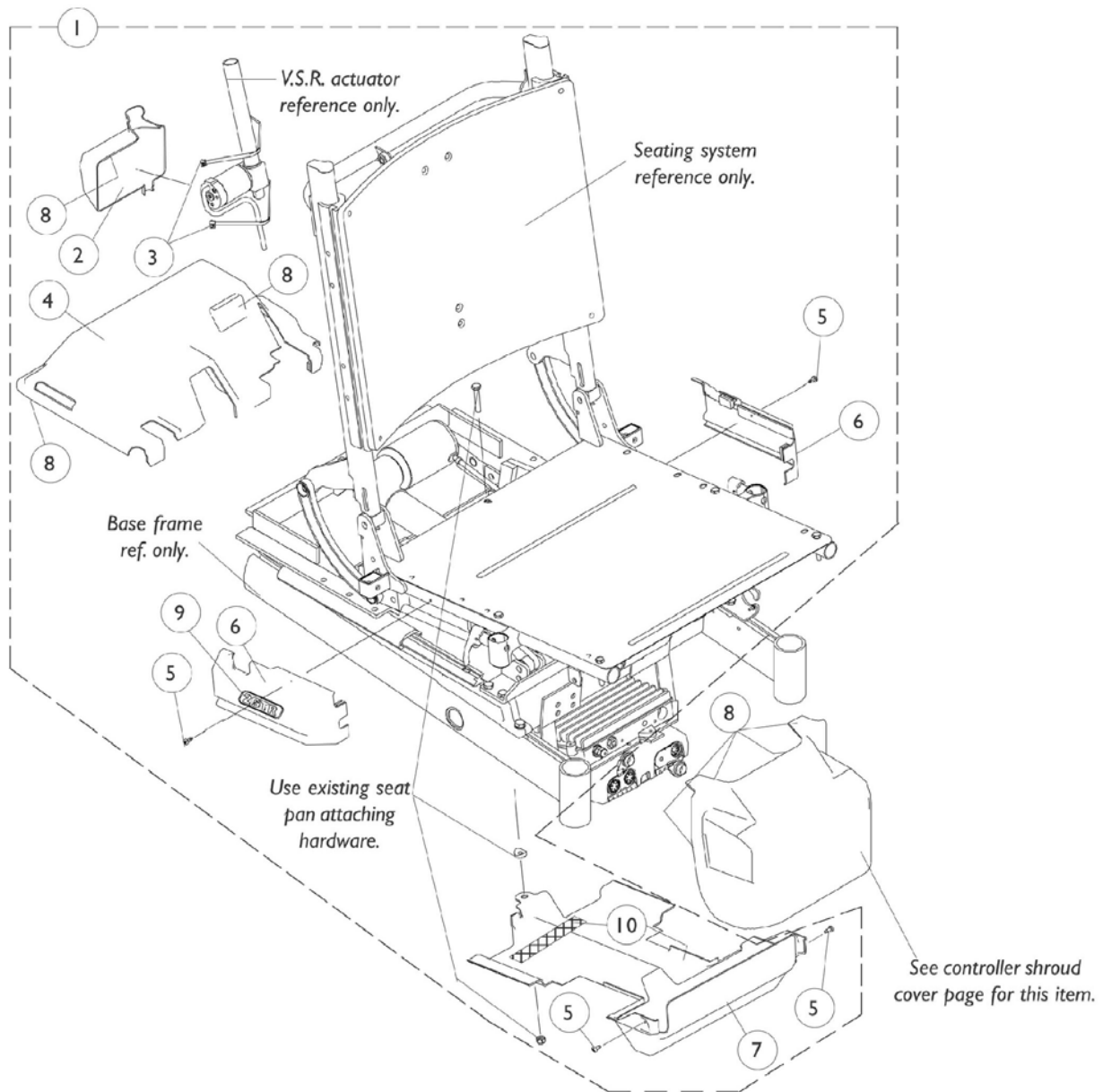
Armrest Assembly

Recline Only (2GR) and Tilt/Recline (2GTR)

NOTE: A - Includes Items 3,4,6, and 9-16
B - Includes Items 3-6 and 8-16
C - Includes Items 18-20
D - Used for full length arms only
E - Used for desk length arms only
F - Item 10 and 11 tube length was changed and item 11 went from 5 to 6 adjustment holes revising the adjustable arm height from 9"-13" to 11"-16". For systems made before 4/21/03, order slide tube/arm support assembly part number 1119268.
G - Not Shown. Assembly includes 2 ea. of item numbers 9, 10 and 11
H - When placing an order for item 2, you must specify as a note "For Tarsys 2GTR seating" or "For Formula TRE seating".
I - The Arm Pivot Assembly Pin faces down for the Tarsys 2GTR and faces up for the Formula TRE powered seating

Shroud Covers

Rear, Side, Lower Seat and V.S.R. Actuator

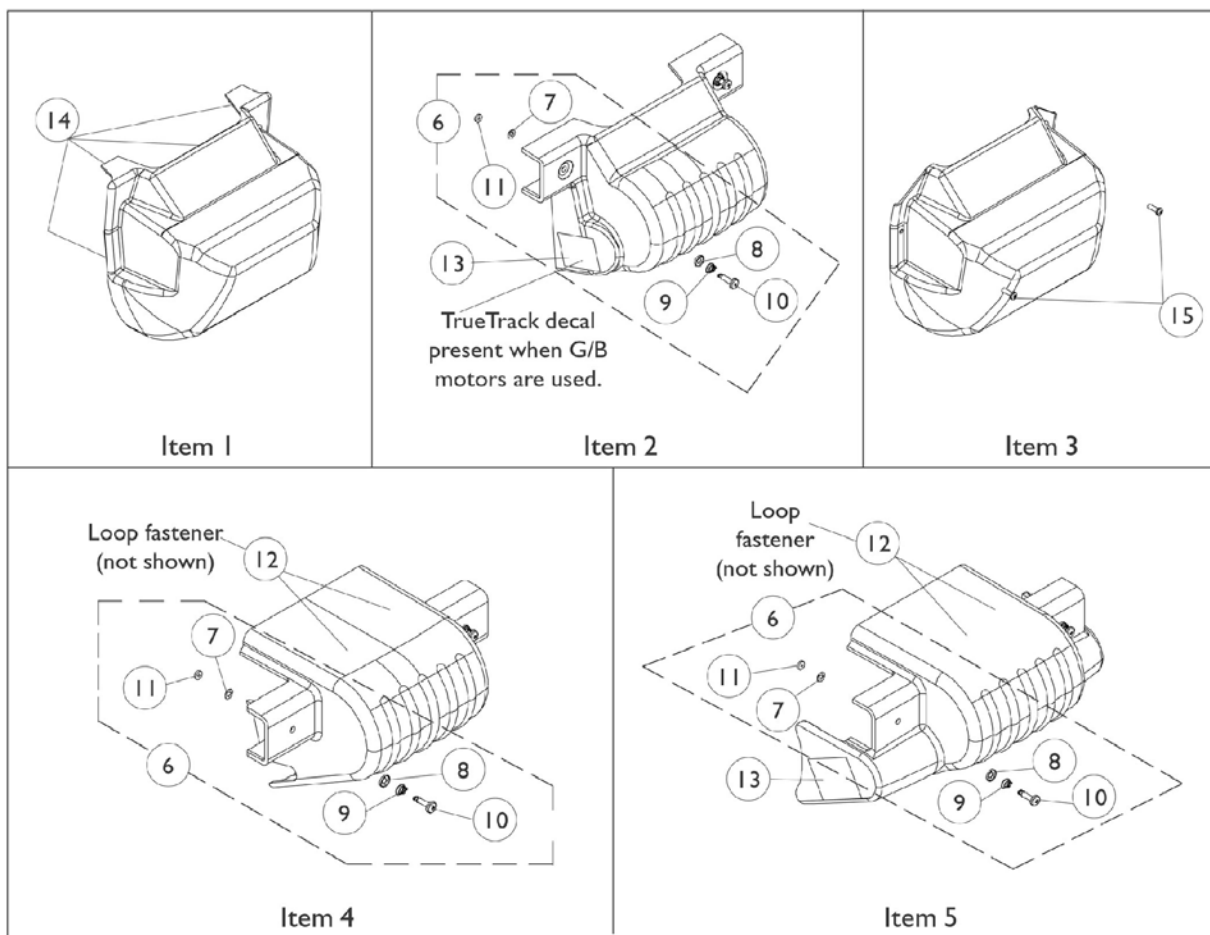


Shroud Covers

Rear, Side, Lower Seat and V.S.R. Actuator

Item Number	Note	Part Number	Description	Quantity Per	
				Package	Assembly
1	A	1104883	Shroud Assembly w/ Hardware, Tilt Only 3G	1	1
1	B	1104884	Shroud Assembly w/ Hardware, Recline Only 3G	1	1
1	B	1104842	Shroud Assembly w/ Hardware, Tilt/ Recline 3G	1	1
2		1091872	Shroud Cover with Dual Lock Fasteners, V.S.R. Actuator	1	1
3		2001682	Wrap, Tie (8")	1	2
4		1091311	Shroud Cover with Dual Lock Fasteners, Rear	1	1
5		1025729	Screw, Self Tapping Pan Head (#8-32 x 3/8")	1	4
6	C	1091314	Cover, Shroud Assembly w/ Decal, Side (Black Only) Tilt Only, Right	1	1
6	C	1091315	Cover, Shroud Assembly w/ Decal, Side (Black Only) Tilt Only, Left	1	1
6	C	1091316	Cover, Shroud Assembly w/ Decal, Side (Black Only) Recline Only, Right	1	1
6	C	1091317	Cover, Shroud Assembly w/ Decal, Side (Black Only) Recline Only, Left	1	1
6	C	1091312	Cover, Shroud Assembly w/ Decal, Side (Black Only) Tilt/ Recline, Right	1	1
6	C	1091313	Cover, Shroud Assembly w/ Decal, Side (Black Only) Tilt/ Recline, Left	1	1
7		1094275	Shroud Cover with Loop Fastener, Lower Seat	1	1
8		1092662	Package, Fasteners, Dual Lock 250 (1/2" Wide x 7/8" Long)	10	1
9		1087033	Decal, Side Shroud Cover, Tilt Only	1	2
9		1087034	Decal, Side Shroud Cover, Recline Only	1	2
9		1087032	Decal, Side Shroud Cover, Tilt/ Recline	1	2
10		1079246	Fastener, Loop Adhesive Back (1" W x 3" L)	1	2
NOTE: A - Includes Items 4-7 B - Includes Items 2-7 C - Back Only					

Controller Shroud Covers



Controller Shroud Covers

NOTE: All controller shroud covers include mounting hardware.

NOTE: Controller shroud covers used on RWD models only.

NOTE: Two controllers are identified as one chair with joystick and seating system controllers.

Seating System Type	Item 1	Item 2	Item 2	Item 3	Item 4	Item 5
	1091310	1104841	1104841 See Note(s) A	1112684	1104839	1104822 See Note(s) B
2GT	Before 7/16/01 w/ one or two controllers	7/16/01 thru 5/19/02 w/ one controller	After 7/15/01 to present w/ two controllers	After 5/19/02 (When short base and shock forks were introduced together and are present) w/ two controllers	After 5/19/02 (with or without shock forks and short base) w/ one controller and 4-pole motors or (GB motors w/ wheel locks)	After 5/19/02 (with or without shock forks and short base) w/ one controller and (GB motors without wheel locks)
2GR or 2GTR	Before 7/16/01 w/ two controllers	N/A	After 7/15/01 to present w/ two controllers	After 5/19/02 (When short base and shock forks were introduced together and are present) w/ two controllers	N/A	N/A

NOTE: A - Two TrueTrack decals must be ordered when G/B motors are present for chairs made after 6/2/02.

B - Shroud cover includes the TrueTrack decals and loop fasteners.

NOTE: All controller shroud covers include mounting hardware.

NOTE: Controller shroud covers used on RWD models only.

NOTE: Two controllers are identified as one chair with joystick and seating system controllers.

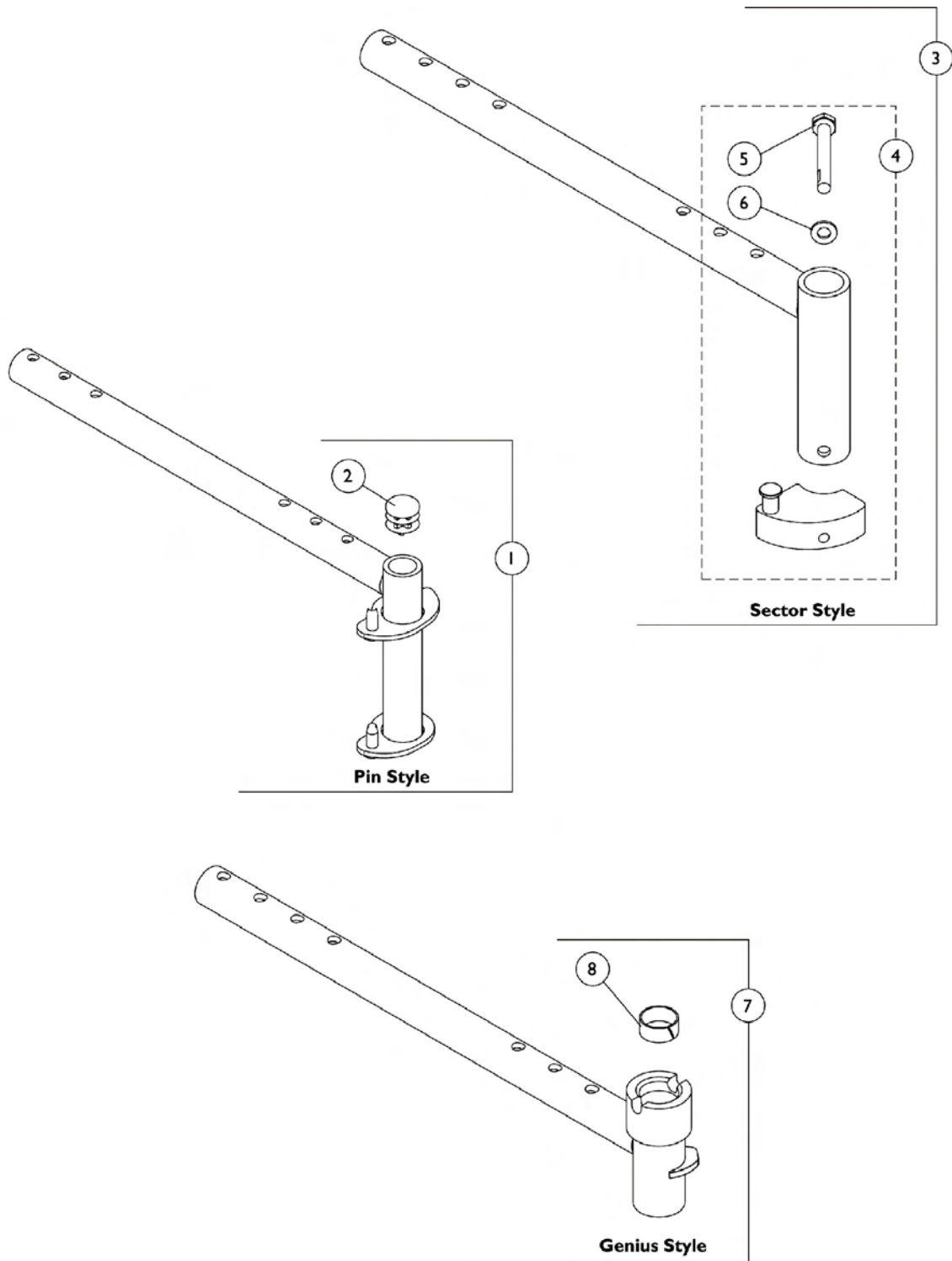
Controller Shroud Covers

Item Number	Note	Part Number	Description	Quantity Per	
				Package	Assembly
1-5	A	See Chart	Controller Shroud Covers	1	1
6		1104706	Kit, Controller Shroud Mounting Hardware (Pair)	2	1
7		1070580	Washer, Nylon Retainer (1/4 x 1/2 x 1/32")	1	2
8		1070581	Washer, Nylon Cupped (9/32 x 19/32 x 3/32")	1	2
9		1093312	Spring, Torsion Ejector	1	2
10	B	1110508	Stud, Phillips Recess (1/4" Dia. x 1" Long)	1	2
11		1110509	Retainer, Stud (1/4" Turn)	1	2
12		1079246	Fastener, Loop Adhesive Back (1" W x 3" L)	1	2
13		1104799	Decal, TrueTrack	1	2
14		1092662	Package, Fasteners, Dual Lock 250 (1/2" Wide x 7/8" Long)	10	1
15		1028755	Screw, Phillips Pan Head (#10-32 x 5/8")	1	2
NOTE: A - Includes items 7-11 B - Due to a hardware change, when item 10 is requested, refer to Item 6 for chairs manufactured before 2/21/02					

Front Rigging Hanger Assembly

Sector, Pin and Genius Style

NOTE: Front rigging hanger assemblies and seat pans share the same mounting hardware, see Seat Pan Mounting Hardware page.



Front Rigging Hanger Assembly

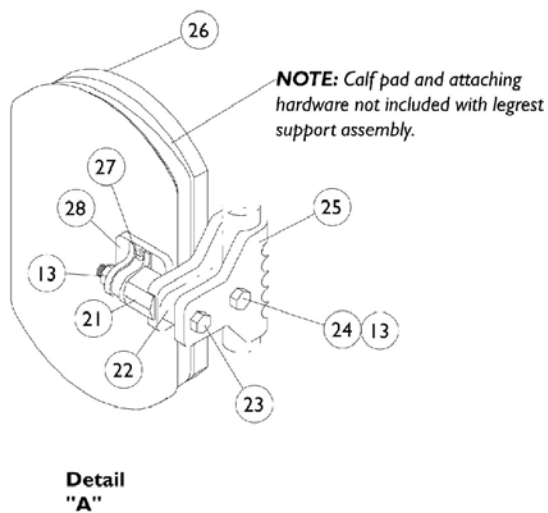
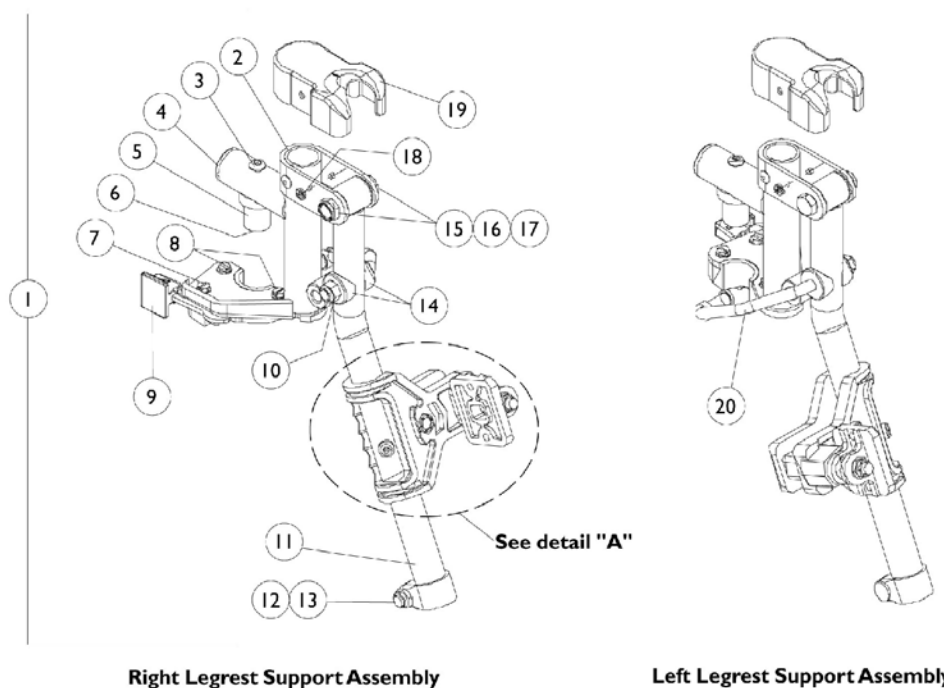
Sector, Pin and Genius Style

NOTE: Front rigging hanger assemblies and seat pans share the same mounting hardware, see Seat Pan Mounting Hardware page.

Item Number	Note	Part Number	Description	Quantity Per	
				Package	Assembly
1	A	1070356	Hanger Assembly, Front Rigging, Pin Style - (12-21" Deep), Right	1	1
1	A	1070357	Hanger Assembly, Front Rigging, Pin Style - (12-21" Deep), Left	1	1
1	A	1070358	Hanger Assembly, Front Rigging, Pin Style - (22" Deep), Right	1	1
1	A	1070359	Hanger Assembly, Front Rigging, Pin Style - (22" Deep), Left	1	1
2		1027097	Plug Button, Black (3/4")	1	1
3	B	1068435	Front Rigging Hanger Assembly, Sector Style (12-21" Deep) - Right	1	1
3	B	1068436	Front Rigging Hanger Assembly, Sector Style (12-21" Deep) - Left	1	1
3	B	1068437	Front Rigging Hanger Assembly, Sector Style (22" Deep) - Right	1	1
3	B	1068438	Front Rigging Hanger Assembly, Sector Style (22" Deep) - Left	1	1
4	C	1054571	Kit, Sector Block - Right	1	1
4	C	1054572	Kit, Sector Block - Left	1	1
5		1052957	Screw, Hex Head (1/4-20 x 2")	1	1
6		1026907	Washer (1/4 x 1/2 x 1/16")	1	1
7	D	1087076	Front Rigging Hanger Assembly, Genius Style with Nylon Liner - Short (16"-21" Deep), Right	1	1
7	D	1087077	Front Rigging Hanger Assembly, Genius Style with Nylon Liner - Short (16"-21" Deep), Left	1	1
7	D	1087078	Front Rigging Hanger Assembly, Genius Style with Nylon Liner - Long (22" Deep), Right	1	1
7	D	1087079	Front Rigging Hanger Assembly, Genius Style with Nylon Liner - Long (22" Deep), Left	1	1
8		0181000	Liner, Nylon (3/4")	1	1
NOTE: A - Includes front rigging hanger and item 2 B - Includes front rigging hanger and item 4 C - Includes sector block assembly and items 5 and 6 D - Includes front rigging hanger and item 8					

AT5544P Legrest Supports (Mechanical)

NOTE: Reference 2G Storm Series parts book (Form number 97-188) for pivot/slide tubes and footplates.



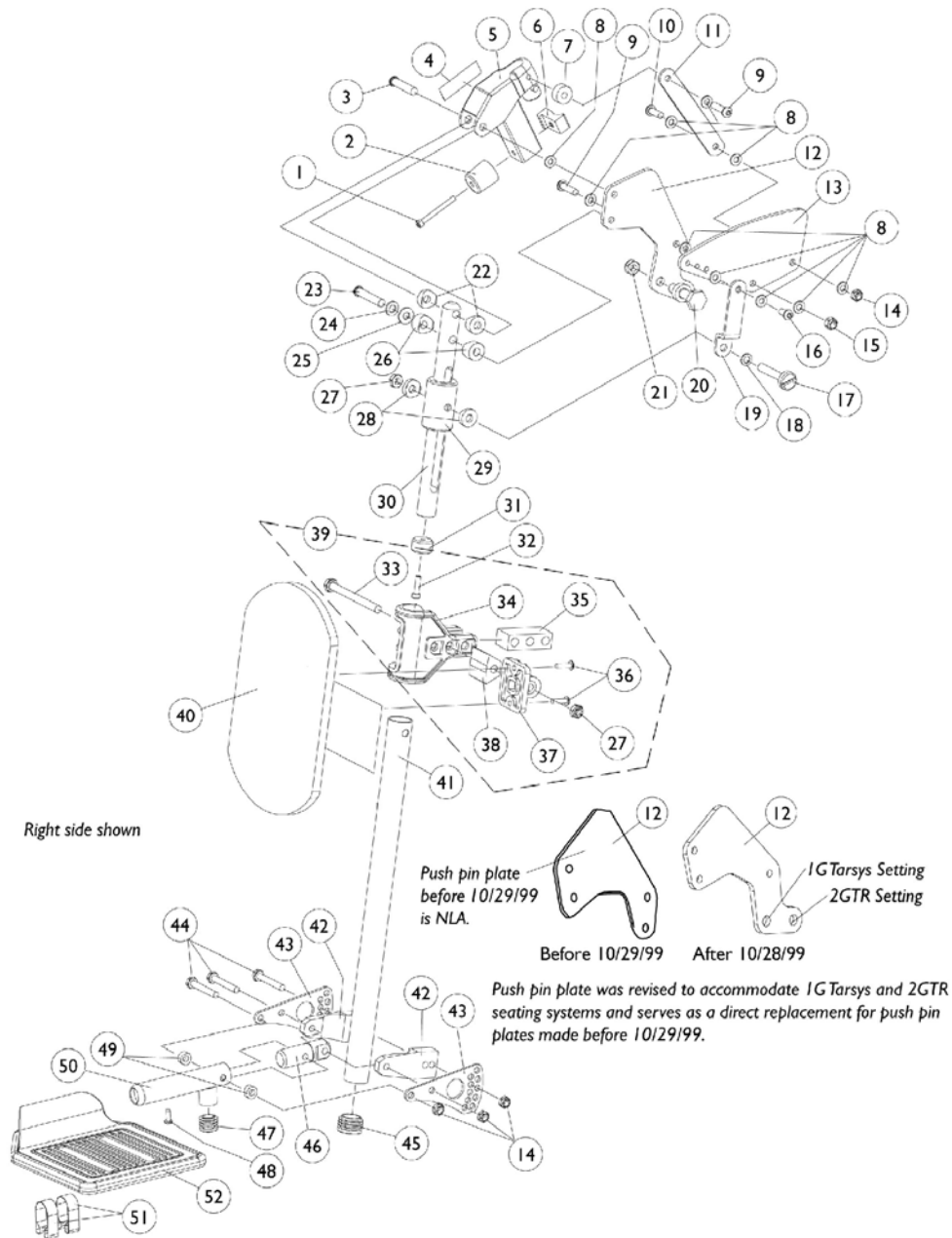
AT5544P Legrest Supports (Mechanical)

NOTE: Reference 2G Storm Series parts book (Form number 97-188) for pivot/slide tubes and footplates.

Item Number	Note	Part Number	Description	Quantity Per	
				Package	Assembly
1	A	1087050	Legrest Support Assembly, Sector, Black - Right	1	1
1	A	1087051	Legrest Support Assembly, Sector, Black - Left	1	1
2		1094266	Support, Black Legrest, Right	1	1
2		1094267	Support, Black Legrest, Left	1	1
3		7930301	Package, Button Head Cap Screws (1/4-20 x 1-3/4")	25	1
4		1029501	Plug Button, Black (1")	1	1
5		1017148	Plug, Pivot	1	1
6		7930333	Locknut (1/4-20)	25	1
7		7930314	Screw, Slotted Hex Head (#10-32 x 1/2")	25	1
8		1025451	Screw, Slotted Hex Washer Head (#10-32 x 5/8")	1	2
9		1025454	Latch Housing - Right	1	1
9		1025455	Latch Housing - Left	1	1
10		1026158	Locknut (5/16-18)	1	1
11		1094268	Tube, Elevating Support (Black) Right	1	1
11		1094269	Tube, Elevating Support (Black) Left	1	1
12		1026030	Screw, Lug (5/16-24 x 1-3/8")	1	1
13		7930330	Locknut (5/16-24)	25	1
14		1082908	Spacer, Coved (5/16 x 29/32 x 7/16")	1	2
15		11919X000	Screw, Truss Head (3/8-16 x 1-1/2")	1	1
16		40363X000	Hex Nut (3/8"-16)	1	1
17		1058636	Washer, Nylon (25/64 x 7/8 x 1/32")	1	2
18		1025729	Screw, Self Tapping Pan Head (#8-32 x 3/8")	1	2
19		1017187	Cover, Top	1	1
20		1092666	Rod, Legrest Elevating, Right	1	1
20		1092667	Rod, Legrest Elevating, Left	1	1
21		1025133	Spacer, Legrest Pad	1	1
22		1032267	Spacer, Legrest Pad Mounting	1	1
23		1037110	Screw, Hex Head (5/16-24 x 3-1/2")	1	1
24		1028514	Screw, Hex Head (5/16-24 x 1-1/2")	1	1
25		1032266	Bracket, Legrest Pad Mounting, Black	1	1
26	B,D	8881091759	Pad w/Cover and Screws, Legrest Vinyl (Pair)	2	1
26	C,D	8881091764	Pad, Legrest Vinyl - Right/Left	1	1
26		01415X000-NLA	Cover, Legrest Pad	1	1
27		1066591	Screws, Phillips Head (#10-32 x 11/16")	2	1
28		04526X019	Plate, Legrest Pad	1	1

NOTE: A - Includes Items 2-20,21-25, and 28
 B - Before 9/5/00
 C - After 9/4/00
 D - Specify U67 black upholstery when ordering

Genius Legrest (Mechanical)



Genius Legrest (Mechanical)

Genius Legrest Assembly

Description	Standard Footplate	X-Large Footplate	Standard Footplate	X-Large Footplate
Legrest Tube	18" Long	18" Long	20" Long	20" Long
Width Range	16"-24"	16"-24"	16"-24"	16"-24"
Right Assembly	0196600	1072595	0264000	1072597
Left Assembly	0196500	1072594	0263900	1072596
Pair	0138100	1072904	0263800	1072905

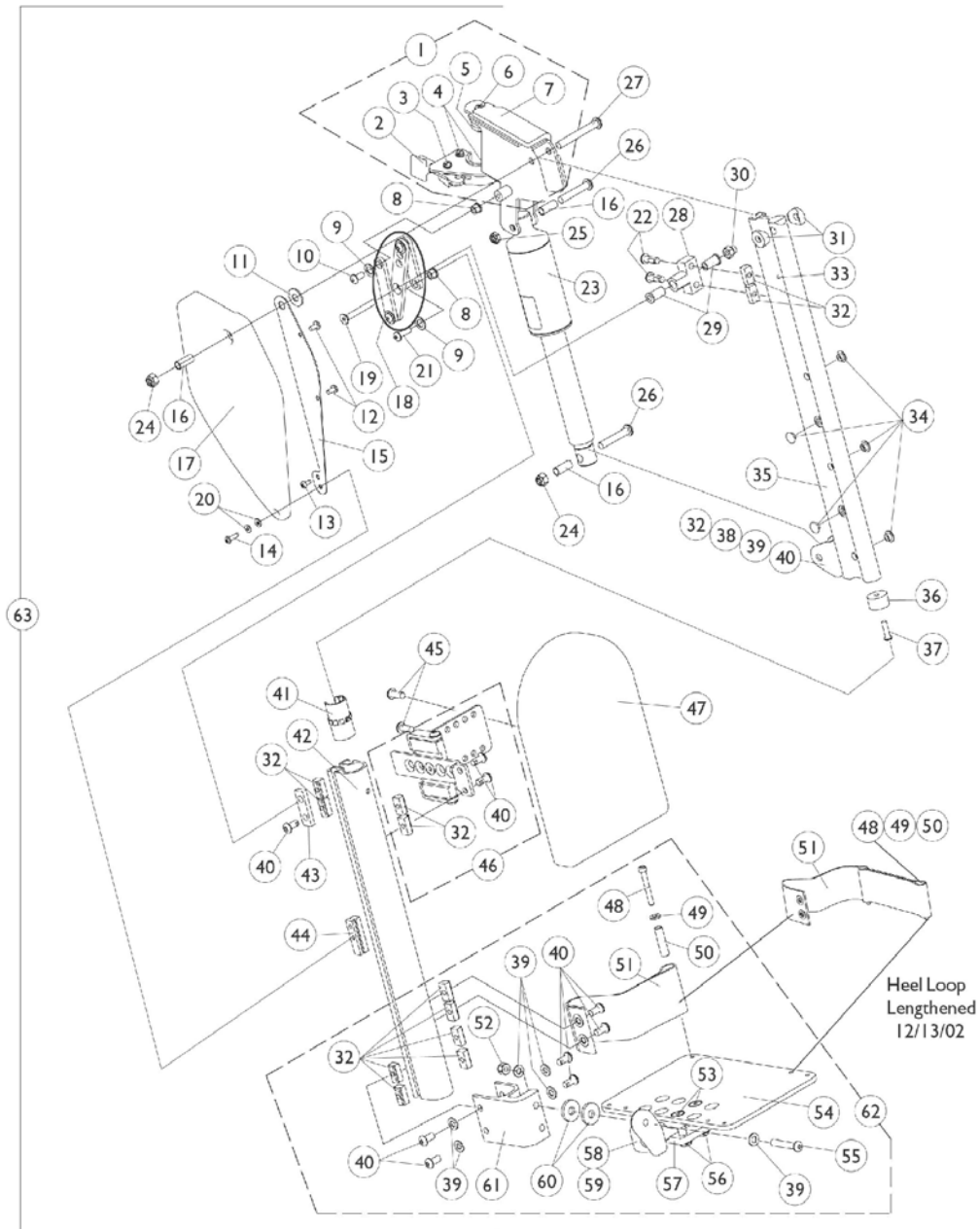
Genius Legrest (Mechanical)

Item Number	Note	Part Number	Description	Quantity Per	
				Package	Assembly
1		1023966	Screw, Socket Head (#10-32 x 1-3/4")	1	1
2		0060000	Rubber Bumper	1	1
3		0140406	Screw, Socket Head Cap (5/16-18 x 1-1/2)	1	1
4		0061400	Decal, Warning Label Tie Down	1	1
5		0289824	Legrest Hanger Receptical w/ Dowel Pin	1	1
6		1096649	Guide Square w/ Brass Barb Insert	1	1
7		0176700	Bushing, Coved Latch Legrest Genius	1	1
8		0050100	Washer, Nylon Flat (1/4 x 1/2 x 1/16")	1	10
9		0051606	Screw, Socket Head Cap (1/4-20 x 1")	1	2
10		0052906	Screw, Socket Button Head (1/4-20 x 3/4")	1	3
11		0177802	Link, Rear	1	1
12		1086987	Plate, Push Pin	1	1
13		0179202	Link Plate	1	1
14		7930323	Package, Locknut (1/4-20)	25	1
15		7930333	Locknut (1/4-20)	25	1
16		0223506	Screw, Socket Head (1/4-20 x 1/2")	1	1
17		0180506	Screw, Support Bushing	1	1
18		0054700	Washer, Nylon (5/16 x 1/2 x 1/16")	1	2
19		0177702	Link, Front	1	1
20		0182406	Push Pin	1	1
21		1028486	Locknut, Low Profile (3/8-16)	1	1
22		0175600	Spacer, Coved (5/16 x 3/4 x 3/8")	1	2
23		0055206	Screw, Socket Head (5/16-18 x 1-3/4")	1	1
24		1072692	Lockwasher, Split (5/16")	1	1
25		1025704	Washer, Flat (5/16 x 5/8 x 1/16")	1	1
26		0176422	Spacer, Coved	1	2
27		0055006	Locknut, Low Profile (5/16-18)	1	2
28		0176200	Bushing, Nylon Guide	1	2
29		0177100	Bushing, Legrest Support	1	1
30		0178224	Bar, Insert, Black	1	1
31		0175800	Bushing, Guide	1	1
32		0224600	Screw, Socket Head Cap (#10-32 x 3/4")	1	1
33	A	1105474	Screw, Hex Head (5/16-18 x 3-1/2)	1	1
34	A	1068159	Clamp, Calf Pad	1	1
35	A	1068160	Block, Legrest Pad Mount	1	1
36	A	1025716	Screw, Phillips Pan Head (#10-32 x 11/16")	1	2
37	A	04526X019	Plate, Legrest Pad	1	1
38	A	1068161	Block, Mounting	1	1
39	B	1109613	Hardware, Calf Pad	1	1
40	A	8881091811	Calf Pad (Left or Right)	1	1
41		0238124	Tube, Legrest 18"	1	1
41		0232424	Tube, Legrest 20"	1	1
42		0177022	Half Clamp	1	2

Genius Legrest (Mechanical)

Item Number	Note	Part Number	Description	Quantity Per	
				Package	Assembly
43		0177602	Plate, Adjustment	1	2
44		1024793	Screw, Hex Head (1/4-20 x 1-3/4")	1	3
45		1096664	Plug Button, Black (1")	1	1
46		0177222	Pivot, Footplate	1	1
47		1027097	Plug Button, Black (3/4")	1	1
48		0194906	Screw, Phillips Pan Head Tap (#8 x 1/2")	1	1
49	C	0176022	Spacer	1	2
49	D	0186000	Spacer, Wheel	1	2
50	C	0179824	Tube, Footplate	1	1
50	D	0288824	Tube, Footplate	1	1
51	C	1036120	Spring	1	2
51	D	1036123	Spring, Leaf	1	2
52	C	1043659	Footplate, Aluminum - Deluxe (8" W x 5-3/4" L) - Right	1	1
52	C	1043660	Footplate, Aluminum - Deluxe (8" W x 5-3/4" L) - Left	1	1
52		44200X025	Footplate, Aluminum - Extra Large (8" W x 8-1/2" L) - Right	1	1
52		44200X026	Footplate, Aluminum - Extra Large (8" W x 8-1/2" L) - Left	1	1
	E	See Chart	Genius Legrest Assembly	1	1
NOTE: A - Item 39 and 40 must be ordered together in pairs for Genius Legrest manufactured before 11/20/01 B - Includes Items 27 and 33-38 (Per Side) C - Standard Footplate with Rubber Edge D - X-Large Footplate E - Not Shown					

Power Articulating Legrest POWER18/POWER20 (Before 9/15/01)



Power Articulating Legrest POWER18/POWER20 (Before 9/15/01)

Item Number	Note	Part Number	Description	Quantity Per	
				Package	Assembly
1	A,G	1101112-NLA	Legrest Support Assembly, Sector, Black - Right	1	1
1	A,G	1101113-NLA	Legrest Support Assembly, Sector, Black - Left	1	1
2		1025454	Latch Housing - Right	1	1
2		1025455	Latch Housing - Left	1	1
3		7930314	Screw, Slotted Hex Head (#10-32 x 1/2")	25	1
4		1025451	Screw, Slotted Hex Washer Head (#10-32 x 5/8")	1	2
5		1099685	Plug, Pivot	1	1
6		1091870	Screw, Socket Button Head w/ Patch (1/4-20 x 3/4")	1	1
7	G	1099694-NLA	Cushion Pad, Right	1	1
7	G	1099695-NLA	Cushion Pad, Left	1	1
8		1099671	Bearing, Flange (1/4 x 5/16" Long)	1	2
9		1040755	Spacer, Nylon (3/8 x 7/8 x 1/32")	1	2
10		1006773	Screw, Socket Head (1/4-20 x 1/2")	1	1
11		1012371	Washer, Nylon (3/8 x 7/8 x 1/16")	1	1
12		1022597	Screw, Phillips Pan Head Tap (#10-32 x 3/8")	1	2
13		1025729	Screw, Self Tapping Pan Head (#8-32 x 3/8")	1	1
14		1014386	Screw, Socket Head (#8-32 x 5/8")	1	1
15	G	1099699-NLA	Bracket, Cover	1	1
16	G	1099687-NLA	Sleeve (5/16 x 3/8 x 7/8")	1	3
17	G	1099692-NLA	Cover, Legrest Support, Right	1	1
17	G	1099693-NLA	Cover, Legrest Support, Left	1	1
18		1102934	Linkage Assembly, Power Leg	1	1
19		60285X012	Screw, Socket Flat Head C'Sunk (1/4-20 x 2")	1	1
20		1043599	Washer, Flat (5/32 x 3/8 x 1/32")	1	2
21		1009838	Screw, Socket Head (1/4-20 x 3/4")	1	1
22		1091870	Screw, Socket Button Head w/ Patch (1/4-20 x 3/4")	1	2
23		1101398-NLA	Motor, Actuator	1	1
24		1026158	Locknut (5/16-18)	1	2
25		1028769	Locknut (5/16-18)	1	1
26		1101267-NLA	Screw, Socket Button Head (5/16-18 x 1-1/2")	1	2
27		1101214-NLA	Screw, Socket Button Head (5/16-18 x 2-1/2")	1	1
28		1099667-NLA	Block, Pivot	1	1
29		1099684	Bearing, Flange (1/4 x 3/4" Long)	1	2
30		7930338	Nut, Acorn (1/4-20)	25	1
31		0175600	Spacer, Coved (5/16 x 3/4 x 3/8")	1	2
32		1082699	T-Nut (1/4-20)	1	14
33		1038785	Pin, Roll (1/8 x 3/8")	1	1
34		1101883	Glide	1	5
35	B,G	1104102-NLA	Extrusion, Internal Slide Short (16-3/4" Long)	1	1
35	B,H	1104104-NLA	Extrusion, Internal Slide Long (18-3/4" Long)	1	1
36		1099702	Glide, Internal	1	1
37		1018846	Screw, Socket Button Head (#10-24 x 3/4")	1	1

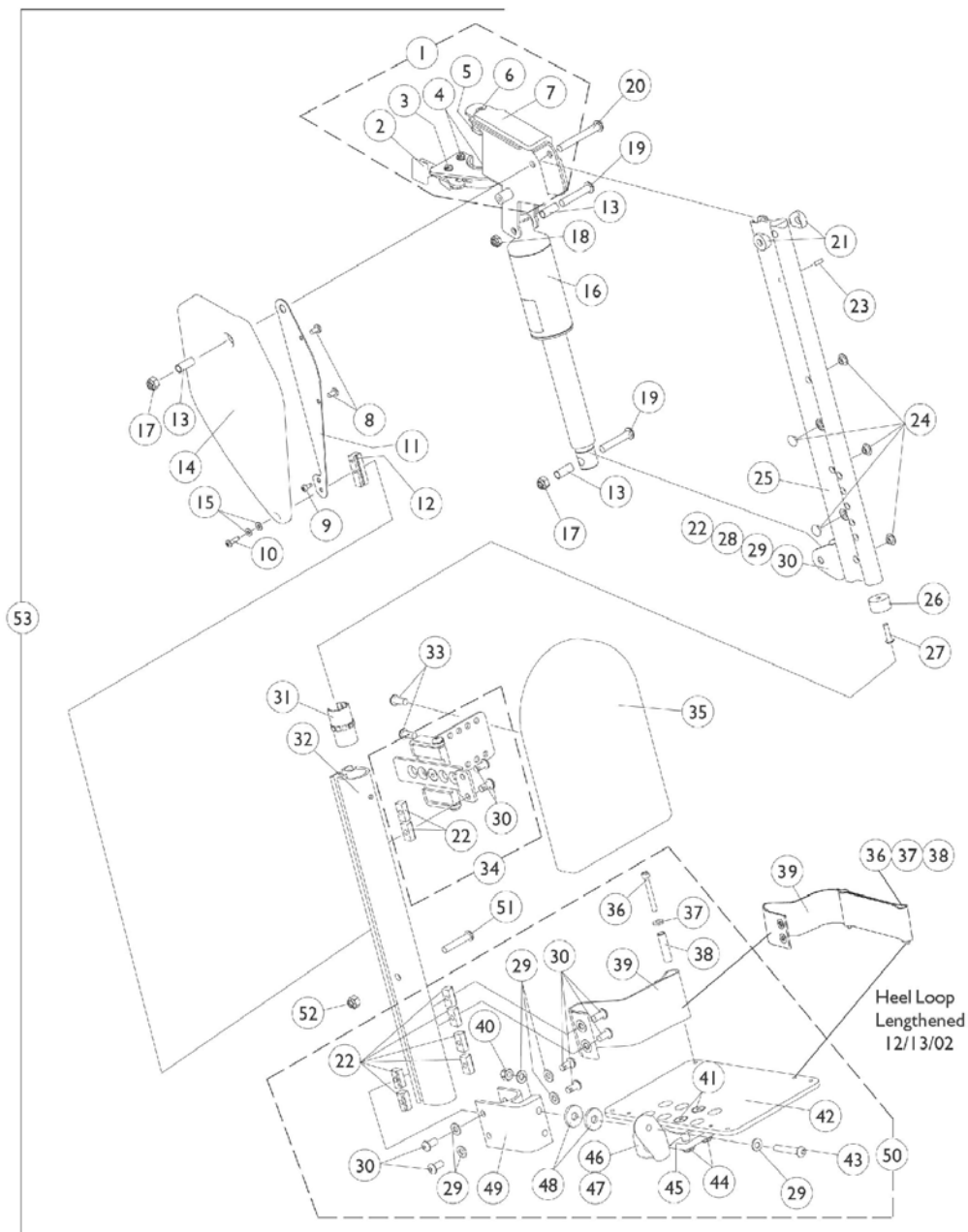
Power Articulating Legrest POWER18/POWER20 (Before 9/15/01)

Item Number	Note	Part Number	Description	Quantity Per	
				Package	Assembly
38	G	1099698-NLA	Bracket, Actuator	1	1
39		1026907	Washer (1/4 x 1/2 x 1/16")	1	8
40		1100023	Screw, Button Head w/Patch (1/4-20 x 1/2")	1	11
41	G	1099686-NLA	Bearing, Linear	1	1
42		1099676-NLA	Extrusion, External - Short (14-1/2" Long)	1	1
42		1099679-NLA	Extrusion, External - Long (16-1/2" Long)	1	1
43		1099665	Plate, Side Pivot	1	1
44	G	1099666-NLA	Block, Slide	1	1
45		7930335	Screw, Phillips Pan Head (#10-32 x 1/2")	25	1
46	G	1101116-NLA	Calf Pad Bracket Assembly, Black	1	1
47		88804529X003	Pad, Legrest Vinyl - Right	1	1
47		88804529X004	Pad, Legrest Vinyl - Left	1	1
48		1023965	Screw, Socket Head Cap (#10-32 x 1-1/2")	1	1
49		1028516	Washer (3/16 x 7/16 x 1/16")	1	1
50		1015629	Bushing	1	1
51	F	1101268	Heel Loop Assembly - Right	1	1
51	F	1101269	Heel Loop Assembly - Left	1	1
52		7930333	Locknut (1/4-20)	25	1
53		1029545	Screw, Socket Head Cap (1/4-20 x 3/4")	1	2
54		1060427	Footplate, Adjustable Angle - Large (5-1/4" W x 8" L)	1	1
55		1008495	Screw, Socket Button Head (1/4-20 x 1-1/2")	1	1
56		1082686	Nut, Hex Head (1/4-20 x 11/16")	1	2
57		1058517	Clamp, Footplate	1	1
58		1052102	Hinge, Footplate - Right	1	1
58		1052103	Hinge, Footplate - Left	1	1
59		1048816	Screw, Nylon Adjustment (1/2-13 x 7/8")	1	1
60		7930313	Washer, Nylon (5/16 x 7/8 x 1/8")	25	1
61		1099678	Extrusion, Footplate Adapter	1	1
62	C	1101114	Footplate Assembly - Right	1	1
62	C	1101115	Footplate Assembly - Left	1	1
63	D,E	1099704-NLA	Legrest, Power Articulating, Sector, Black, Short (13"-18" Range) - Right	1	1
63	D,E	1099705-NLA	Legrest, Power Articulating, Sector, Black, Short (13"-18" Range) - Left	1	1
63	D,E	1099706-NLA	Legrest Assembly, Power Articulating, Sector, Black, Long (15"-20" Range) - Right	1	1
63	D,E	1099707-NLA	Legrest Assembly, Power Articulating, Sector, Black, Long (15"-20" Range) - Left	1	1

Power Articulating Legrest POWER18/POWER20 (Before 9/15/01)

NOTE: A - Includes Items 2-7
B - Includes Items 32,33,38-40
C - Includes Items 32,39,40,48-61
D - Includes Items 1, 8-32, 35-37, 41-47, 62
E - Power articulating legrest before 9/15/01 NLA. See power articulating legrest dated after 7/26/04. Legrest must be ordered in pairs to match.
F - Heel loop service part was lengthened 12/13/02. Verify with customer if longer heel loop is present. Order in pairs when needed along with 2 each of items 48, 49 and 50.
G - No longer available, see item 63 part numbers 1099704 and 1099705
H - No longer available, see item 63 part numbers 1099706 and 1099707

Power Non-Articulating Legrest POWER18/POWER20 (9/15/01-4/30/02)



Power Non-Articulating Legrest POWER18/POWER20 (9/15/01-4/30/02)

Item Number	Note	Part Number	Description	Quantity Per	
				Package	Assembly
1	A,F	1101112-NLA	Legrest Support Assembly, Sector, Black - Right	1	1
1	A,F	1101113-NLA	Legrest Support Assembly, Sector, Black - Left	1	1
2		1025454	Latch Housing - Right	1	1
2		1025455	Latch Housing - Left	1	1
3		7930314	Screw, Slotted Hex Head (#10-32 x 1/2")	25	1
4		1025451	Screw, Slotted Hex Washer Head (#10-32 x 5/8")	1	2
5		1099685	Plug, Pivot	1	1
6		1091870	Screw, Socket Button Head w/ Patch (1/4-20 x 3/4")	1	1
7	F	1099694-NLA	Cushion Pad, Right	1	1
7	F	1099695-NLA	Cushion Pad, Left	1	1
8		1022597	Screw, Phillips Pan Head Tap (#10-32 x 3/8")	1	2
9		1025729	Screw, Self Tapping Pan Head (#8-32 x 3/8")	1	1
10		1014386	Screw, Socket Head (#8-32 x 5/8")	1	1
11	F	1099699-NLA	Bracket, Cover	1	1
12	F	1099666-NLA	Block, Slide	1	1
13	F	1099687-NLA	Sleeve (5/16 x 3/8 x 7/8")	1	3
14	F	1099692-NLA	Cover, Legrest Support, Right	1	1
14	F	1099693-NLA	Cover, Legrest Support, Left	1	1
15		1043599	Washer, Flat (5/32 x 3/8 x 1/32")	1	2
16		1101398-NLA	Motor, Actuator	1	1
17		1026158	Locknut (5/16-18)	1	2
18		1028769	Locknut (5/16-18)	1	1
19		1101267-NLA	Screw, Socket Button Head (5/16-18 x 1-1/2")	1	2
20		1101214-NLA	Screw, Socket Button Head (5/16-18 x 2-1/2")	1	1
21		0175600	Spacer, Coved (5/16 x 3/4 x 3/8")	1	2
22		1082699	T-Nut (1/4-20)	1	10
23		1038785	Pin, Roll (1/8 x 3/8")	1	1
24		1101883	Glide	1	5
25	F	1109310-NLA	Extrusion, Internal Slide (16-3/4" Long)	1	1
26		1099702	Glide, Internal	1	1
27		1018846	Screw, Socket Button Head (#10-24 x 3/4")	1	1
28	F	1099698-NLA	Bracket, Actuator	1	1
29		1026907	Washer (1/4 x 1/2 x 1/16")	1	8
30		1100023	Screw, Button Head w/Patch (1/4-20 x 1/2")	1	10
31	F	1099686-NLA	Bearing, Linear	1	1
32	F	1109311-NLA	Extrusion, External (14-1/2" Long) - Right	1	1
32	F	1109312-NLA	Extrusion, External (14-1/2" Long) - Left	1	1
33		7930335	Screw, Phillips Pan Head (#10-32 x 1/2")	25	1
34	F	1101116-NLA	Calf Pad Bracket Assembly, Black	1	1
35		88804529X003	Pad, Legrest Vinyl - Right	1	1
35		88804529X004	Pad, Legrest Vinyl - Left	1	1
36		1023965	Screw, Socket Head Cap (#10-32 x 1-1/2")	1	1

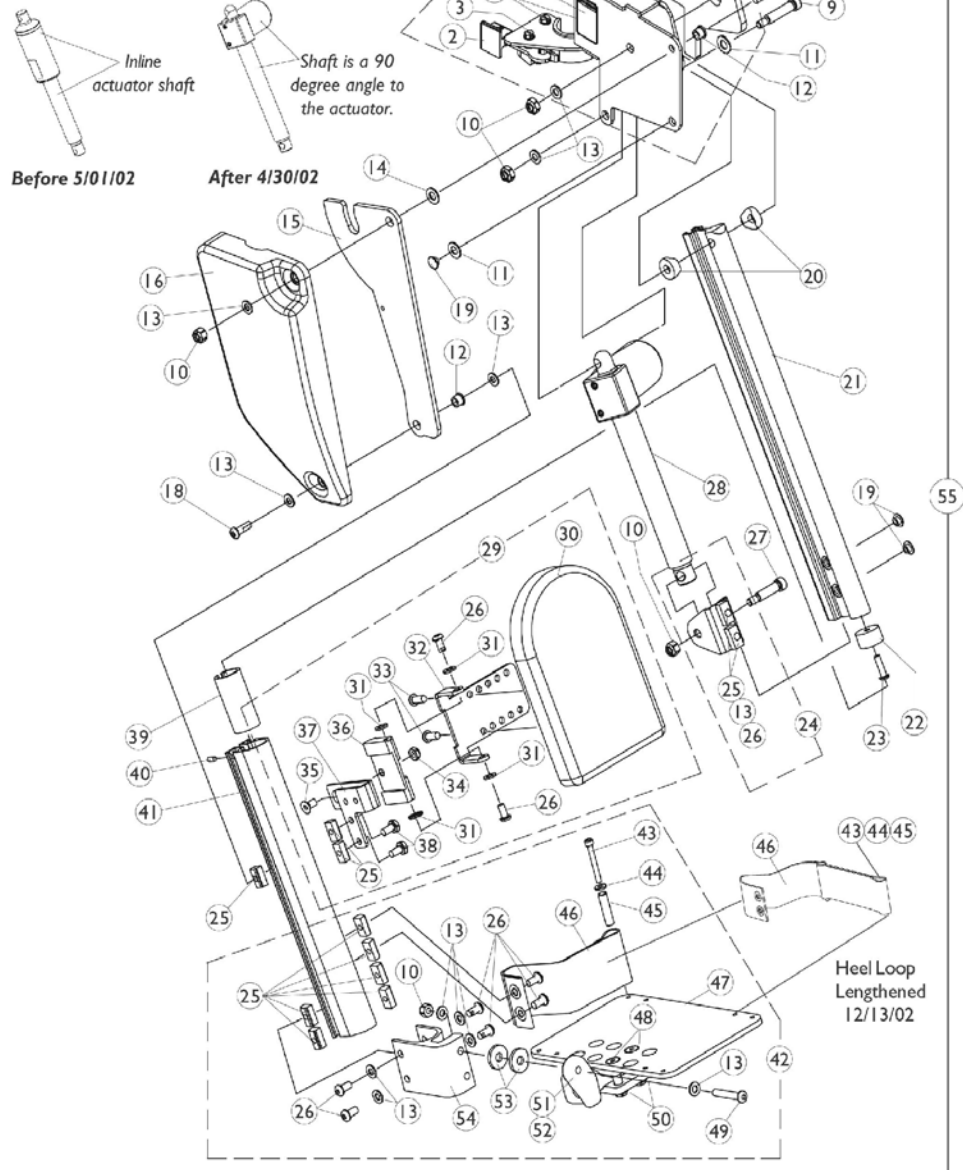
Power Non-Articulating Legrest POWER18/POWER20 (9/15/01-4/30/02)

Item Number	Note	Part Number	Description	Quantity Per	
				Package	Assembly
37		1028516	Washer (3/16 x 7/16 x 1/16")	1	1
38		1015629	Bushing	1	1
39	E	1101268	Heel Loop Assembly - Right	1	1
39	E	1101269	Heel Loop Assembly - Left	1	1
40		7930333	Locknut (1/4-20)	25	1
41		1029545	Screw, Socket Head Cap (1/4-20 x 3/4")	1	2
42		1060427	Footplate, Adjustable Angle - Large (5-1/4" W x 8" L)	1	1
43		1008495	Screw, Socket Button Head (1/4-20 x 1-1/2")	1	1
44		1082686	Nut, Hex Head (1/4-20 x 11/16")	1	2
45		1058517	Clamp, Footplate	1	1
46		1052102	Hinge, Footplate - Right	1	1
46		1052103	Hinge, Footplate - Left	1	1
47		1048816	Screw, Nylon Adjustment (1/2-13 x 7/8")	1	1
48		7930313	Washer, Nylon (5/16 x 7/8 x 1/8")	25	1
49		1099678	Extrusion, Footplate Adapter	1	1
50	B	1101114	Footplate Assembly - Right	1	1
50	B	1101115	Footplate Assembly - Left	1	1
51		1008432	Screw, Socket Button Head (1/4-20 x 1-1/4")	1	1
52		1025736	Locknut (1/4-20)	25	1
53	C,D	1109313-NLA	Legrest, Power Non-Articulating, Sector, Black (13"-20" Range) - Right	1	1
53	C,D	1109314-NLA	Legrest, Power Non-Articulating, Sector, Black (13"-20" Range) - Left	1	1

NOTE: A - Includes Items 2-7
 B - Includes Items 22, 29, 30, 36-49
 C - Includes Items 1, 8-35, and 50-52
 D - Power NON-articulating legrest NLA. See power articulating legrest dated after 7/26/04. A pair will be required to have articulation on both sides.
 E - Heel loop service part was lengthened 12/13/02. Verify with customer if longer heel loop is present. Order in pairs when needed along with 2 each of items 36, 37 and 38.
 F - No longer available, see item 53 part numbers 1109313 and 1109314

Power Articulating Legrest ELRPW (5/1/02-7/26/04)

NOTE: One key visual difference between power legrest before 5/01/02 and after 4/30/02 is the motor actuator as shown below. This will help to identify what version a Customer is using.



Power Articulating Legrest ELRPW (5/1/02-7/26/04)

Item Number	Note	Part Number	Description	Quantity Per	
				Package	Assembly
1	A	1111720	Legrest Support Assembly, Sector, Black - Right	1	1
1	A	1111721	Legrest Support Assembly, Sector, Black - Left	1	1
2		1025454	Latch Housing - Right	1	1
2		1025455	Latch Housing - Left	1	1
3		1017423	Screw, Slotted Hex Washer Head (#10-32 x 1/2")	1	1
4		1025451	Screw, Slotted Hex Washer Head (#10-32 x 5/8")	1	2
5		1079203	Decal, Warning Pinch Point	1	1
6		1099685	Plug, Pivot	1	1
7		1091870	Screw, Socket Button Head w/ Patch (1/4-20 x 3/4")	1	1
8		1110968	Cushion Pad -Right	1	1
8		1110969	Cushion Pad -Left	1	1
9		1025351	Screw, Socket Head Shoulder (5/16 x 1-1/4")	1	2
10		1025736	Locknut (1/4-20)	1	5
11		1025704	Washer, Flat (5/16 x 5/8 x 1/16")	1	2
12		1099671	Bearing, Flange (1/4 x 5/16" Long)	1	2
13		1026907	Washer (1/4 x 1/2 x 1/16")	1	12
14		1012371	Washer, Nylon (3/8 x 7/8 x 1/16")	1	1
15		1110745	Plate, Pivot	1	1
16		1110746	Cover, Legrest Support - Right	1	1
16		1110747	Cover, Legrest Support - Left	1	1
17		1009837	Screw, Socket Button Head (1/4-20 x 1")	1	1
18		1091870	Screw, Socket Button Head w/ Patch (1/4-20 x 3/4")	1	1
19		1101883	Glide	1	3
20		0175600	Spacer, Coved (5/16 x 3/4 x 3/8")	1	2
21		1110741	Extrusion, Internal Slide (14-1/4" Long)	1	1
22		1099702	Glide, Internal	1	1
23		1018846	Screw, Socket Button Head (#10-24 x 3/4")	1	1
24	B	1110972	Actuator Bracket Assembly	1	1
25		1082699	T-Nut (1/4-20)	1	11
26		1100023	Screw, Button Head w/Patch (1/4-20 x 1/2")	1	10
27		1087417	Screw, Socket Head Shoulder (5/16 x 1")	1	1
28		1110724	Motor, Actuator - Right	1	1
28		1110725	Motor, Actuator - Left	1	1
29	D	8881110977	Calf Pad Assembly with Mounting Hardware - Right	1	1
29	D	8881111715	Calf Pad Assembly with Mounting Hardware - Left	1	1
30		88804529X003	Pad, Legrest Vinyl - Right	1	1
30		88804529X004	Pad, Legrest Vinyl - Left	1	1
	C,E	1110748	Hardware, Calf Pad Bracket	1	1
31		1026033	Washer, Nylon (1/4 x 1/2 x 1/16")	1	4
32		1099700	Bracket, Calf Pad Mounting, Black	1	1
33		1026114	Screw, Phillips Pan Head (#10-32 x 1/2")	1	2
34		1025765	Locknut (1/4-28)	1	1

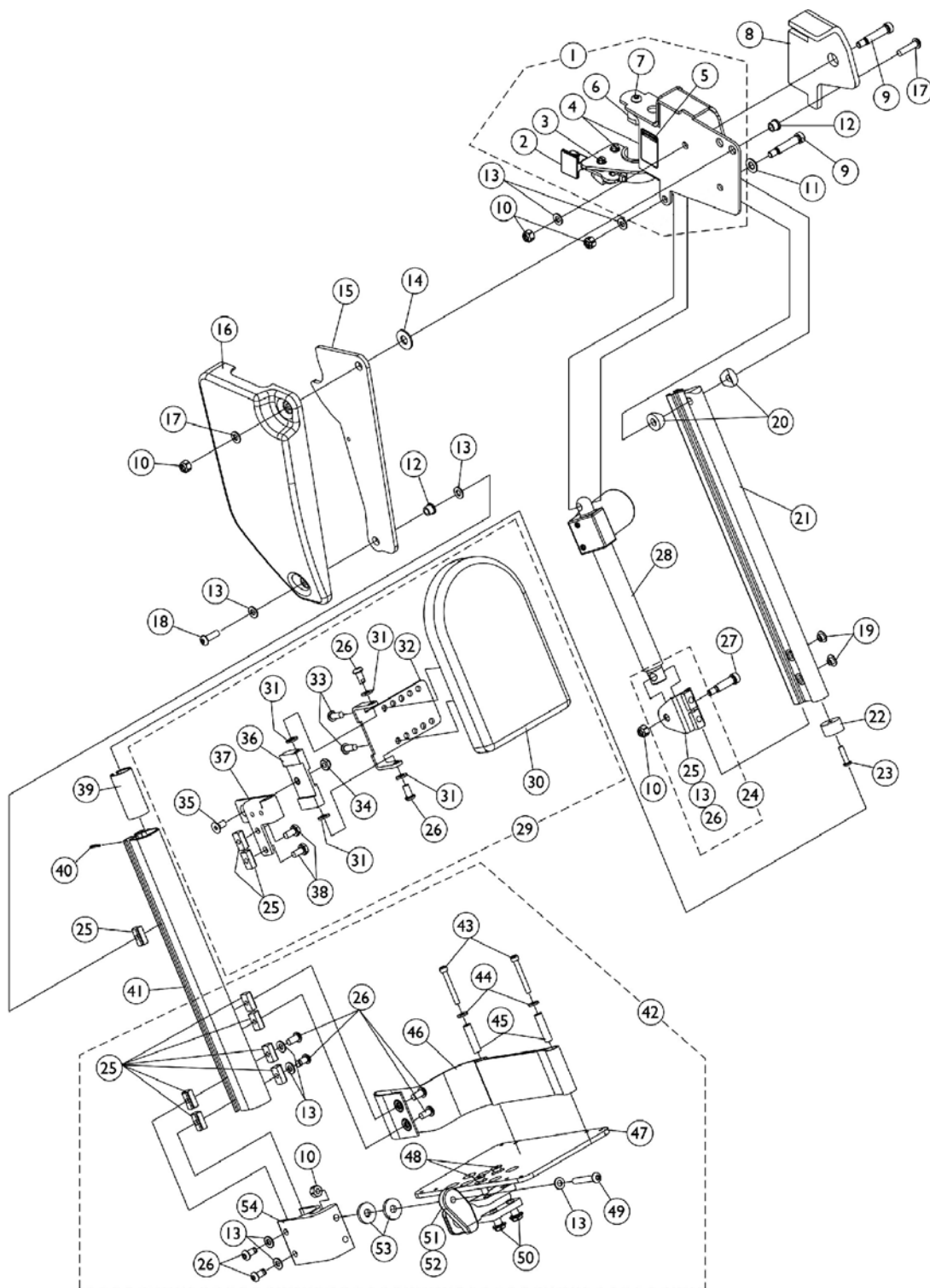
Power Articulating Legrest ELRPW (5/1/02-7/26/04)

Item Number	Note	Part Number	Description	Quantity Per	
				Package	Assembly
35		1074191	Screw, Socket Countersunk Head (1/4-28 x 1/2")	1	1
36		1099690	Block, Calf Pad	1	1
37		1111716	Bracket, Calf Pad Mounting, Black - Right	1	1
37		1111717	Bracket, Calf Pad Mounting, Black - Left	1	1
38		1078214	Screw, Hex Head Cap w/ Patch (1/4-20 x 1/2")	1	2
39		1110742	Bushing, Sleeve	1	1
40		1079151	Pin, Roll (5/64 x 5/8")	1	1
41		1110734	Extrusion, External (10-1/2" Long) ELRPW	1	1
42	F	1101114	Footplate Assembly - Right	1	1
42	F	1101115	Footplate Assembly - Left	1	1
43		1023965	Screw, Socket Head Cap (#10-32 x 1-1/2")	1	1
44		1028516	Washer (3/16 x 7/16 x 1/16")	1	1
45		1015629	Bushing	1	1
46	H	1101268	Heel Loop Assembly - Right	1	1
46	H	1101269	Heel Loop Assembly - Left	1	1
47		1060427	Footplate, Adjustable Angle - Large (5-1/4" W x 8" L)	1	1
48		1029545	Screw, Socket Head Cap (1/4-20 x 3/4")	1	2
49		1008495	Screw, Socket Button Head (1/4-20 x 1-1/2")	1	1
50		1082686	Nut, Hex Head (1/4-20 x 11/16")	1	2
51		1052102	Hinge, Footplate - Right	1	1
51		1052103	Hinge, Footplate - Left	1	1
52		1048816	Screw, Nylon Adjustment (1/2-13 x 7/8")	1	1
53		1016301	Washer, Nylon (5/16 x 7/8 x 1/8")	1	2
54		1099678	Extrusion, Footplate Adapter	1	1
55	G,G1,I	1110743-NLA	Legrest Assembly, Power Articulating, Sector, Black (13"-20" Range) - Right	1	1
55	G,G1,I	1110744-NLA	Legrest Assembly, Power Articulating, Sector, Black (13"-20" Range) - Left	1	1
	C	1109548	Controller Assembly - MKIV TRCM 2G	1	1

NOTE: A - Includes Items 2-8
B - Includes Items 13, 25, 26
C - Not Shown
D - Includes Items 25, 26, and 30-38
E - Includes Items 25, 26, 31-36, 38
F - Includes Items 10, 13, 25, 26 and 43-45
G - After 4/30/02 MKIV T.R.C.M. controller software changed from 2.21 to 2.3 to accommodate power articulating legrest made after 4/30/02. A new MKIV T.R.C.M. controller part number 1109548 must be ordered when replacing power articulating or
G1 - non-articulating legrest made before 5/1/02. Verify software version before ordering.
H - Heel loop service part was lengthened 12/13/02. Verify with customer if longer heel loop is present. Order in pairs when needed along with 2 each of items 43, 44 and 45.
I - Due to a product enhancement that provides a higher pivot point at the knee, a customer must order a complete right and left side legrest assembly. see page titled "Power Articulating Legrest After 7/26/04".

Power Articulating Legrest

ELRPW After 7/26/04



Power Articulating Legrest ELRPW After 7/26/04

Item Number	Note	Part Number	Description	Quantity Per	
				Package	Assembly
1	A	1125436	Legrest Support Assembly, Sector, Black - Right	1	1
1	A	1125437	Legrest Support Assembly, Sector, Black - Left	1	1
2		1025454	Latch Housing - Right	1	1
2		1025455	Latch Housing - Left	1	1
3		1017423	Screw, Slotted Hex Washer Head (#10-32 x 1/2")	1	1
4		1025451	Screw, Slotted Hex Washer Head (#10-32 x 5/8")	1	2
5		1079203	Decal, Warning Pinch Point	1	1
6		1099685	Plug, Pivot	1	1
7		1091870	Screw, Socket Button Head w/ Patch (1/4-20 x 3/4")	1	1
8		1125433	Cushion Pad - Right	1	1
8		1125434	Cushion Pad - Left	1	1
9		1025351	Screw, Socket Head Shoulder (5/16 x 1-1/4")	1	2
10		1025736	Locknut (1/4-20)	1	5
11		1025704	Washer, Flat (5/16 x 5/8 x 1/16")	1	1
12		1099671	Bearing, Flange (1/4 x 5/16" Long)	1	2
13		1026907	Washer (1/4 x 1/2 x 1/16")	1	12
14		1012371	Washer, Nylon (3/8 x 7/8 x 1/16")	1	1
15		1125424	Plate, Pivot	1	1
16		1110746	Cover, Legrest Support - Right	1	1
16		1110747	Cover, Legrest Support - Left	1	1
17		1009837	Screw, Socket Button Head (1/4-20 x 1")	1	1
18		1091870	Screw, Socket Button Head w/ Patch (1/4-20 x 3/4")	1	1
19		1101883	Glide	1	2
20		0175600	Spacer, Coved (5/16 x 3/4 x 3/8")	1	2
21		1110741	Extrusion, Internal Slide (14-1/4" Long)	1	1
22		1099702	Glide, Internal	1	1
23		1018846	Screw, Socket Button Head (#10-24 x 3/4")	1	1
24	B	1110972	Actuator Bracket Assembly	1	1
25		1082699	T-Nut (1/4-20)	1	11
26		1100023	Screw, Button Head w/Patch (1/4-20 x 1/2")	1	10
27		1087417	Screw, Socket Head Shoulder (5/16 x 1")	1	1
28		1110724	Motor, Actuator - Right	1	1
28		1110725	Motor, Actuator - Left	1	1
29	C	8881110977	Calf Pad Assembly with Mounting Hardware - Right	1	1
29	C	8881111715	Calf Pad Assembly with Mounting Hardware - Left	1	1
30		88804529X003	Pad, Legrest Vinyl - Right	1	1
30		88804529X004	Pad, Legrest Vinyl - Left	1	1
	D,F	1110748	Hardware, Calf Pad Bracket	1	1
31		1026033	Washer, Nylon (1/4 x 1/2 x 1/16")	1	4
32		1099700	Bracket, Calf Pad Mounting, Black	1	1
33		1026114	Screw, Phillips Pan Head (#10-32 x 1/2")	1	2
34		1025765	Locknut (1/4-28)	1	1

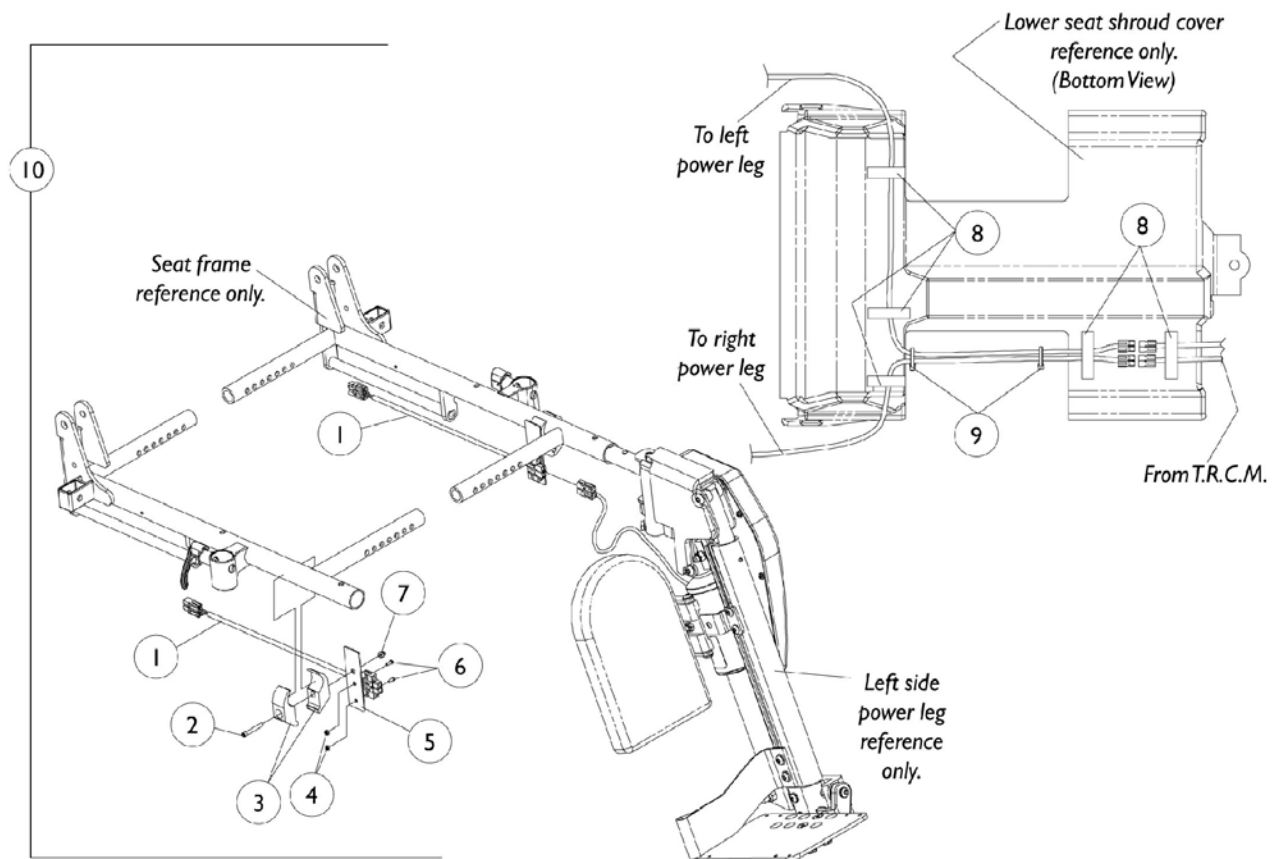
Power Articulating Legrest ELRPW After 7/26/04

Item Number	Note	Part Number	Description	Quantity Per	
				Package	Assembly
35		1074191	Screw, Socket Countersunk Head (1/4-28 x 1/2")	1	1
36		1099690	Block, Calf Pad	1	1
37		1111716	Bracket, Calf Pad Mounting, Black - Right	1	1
37		1111717	Bracket, Calf Pad Mounting, Black - Left	1	1
38		1078214	Screw, Hex Head Cap w/ Patch (1/4-20 x 1/2")	1	2
39		1110742	Bushing, Sleeve	1	1
40		1079151	Pin, Roll (5/64 x 5/8")	1	1
41		1121026	Extrusion, External (12-1/2" Long) (ELRPW22 Before 7/22/04) and (ELRPW20 After 7/21/04)	1	1
42	E	1101114	Footplate Assembly - Right	1	1
42	E	1101115	Footplate Assembly - Left	1	1
43		1023965	Screw, Socket Head Cap (#10-32 x 1-1/2")	1	2
44		1028516	Washer (3/16 x 7/16 x 1/16")	1	2
45		1015629	Bushing	1	2
46		1101268	Heel Loop Assembly - Right	1	1
46		1101269	Heel Loop Assembly - Left	1	1
47		1060427	Footplate, Adjustable Angle - Large (5-1/4" W x 8" L)	1	1
48		1029545	Screw, Socket Head Cap (1/4-20 x 3/4")	1	2
49		1008495	Screw, Socket Button Head (1/4-20 x 1-1/2")	1	1
50		1082686	Nut, Hex Head (1/4-20 x 11/16")	1	2
51		1052102	Hinge, Footplate - Right	1	1
51		1052103	Hinge, Footplate - Left	1	1
52		1048816	Screw, Nylon Adjustment (1/2-13 x 7/8")	1	1
53		1016301	Washer, Nylon (5/16 x 7/8 x 1/8")	1	2
54		1099678	Extrusion, Footplate Adapter	1	1
55	G	1126091	Legrest Assembly, Power Articulating, Sector, Black (13"-20" Range) - Right	1	1
55	G	1126092	Legrest Assembly, Power Articulating, Sector, Black (13"-20" Range) - Left	1	1

NOTE: A - Includes items 2-7
B - Includes items 13, 25 and 26
C - Includes Items 25, 26 and 30-38
D - Includes Items 25, 26, 31-36, 38
E - Includes Items 10, 13, 25, 26 and 43-54
F - Not Shown
G - Power Legrest must be ordered in pairs when replacing older versions for chairs manufactured before 7/27/04

Power Articulating/Non-Articulating Legrest Harnesses and Hardware

POWELR18/POWELR20/ELRPW



Power Articulating/Non-Articulating Legrest Harnesses and Hardware

POWELR18/POWELR20/ELRPW

Item Number	Note	Part Number	Description	Quantity Per	
				Package	Assembly
1		1101400	Harness, ELRPW Power Legrest - Right	1	1
1		1101401	Harness, ELRPW Power Legrest - Left	1	1
2		1003424	Screw, Socket Head (1/4-20 x 1-3/4")	1	2
3		1018692	Clamp, Half (Non-Threaded)	1	4
4		1056098	Locknut (#8-32)	1	4
5		1102022	Bracket, Harness Wire, Black	1	2
6		1091871	Screw, Socket Head Cap (#8-32 x 5/8")	1	4
7		7930338	Nut, Acorn (1/4-20)	25	1
8		1070509	Fastener, Loop with Adhesive Back (1" Wide x 2" Long)	1	5
9		2001682	Wrap, Tie (8")	1	2
10	A	1101520	Kit, Power Leg Harness and Mounting Hardware	2	1

NOTE: A - Includes Items 1-9

Power Articulating Legrest Kits

POWELR18 (Before 9/15/01)

NOTE: 2G Tilt Only Systems originally ordered without a T.R.C.M.2G controller must include a T.R.C.M.2G controller and 4-way switch with hardware. Refer to the pages titled "Electronics" for MKIV T.R.C.M. 2G and MKIV T.A.C. of this book for a T.R.C.M. upgrade kit. Therefore, add the power leg kit dated after 7/26/04. See page titled "Power Articulating Legrests Kits After 7/26/04". Power Articulating Legs use sector style rigging hangers only and do not come packaged with the kits.

For 2GT, 2GR, 2GT/R Seating Systems When a T.R.C.M. 2G Is Not Present

POWELR18 Before 11/01/00

Quantity	Part Number	Description
1	1101399-NLA Kit Part Number See Note(s) B	Kit, POWELR 18
1	1099704-NLA See Note(s) B	Legrest, Power Articulating, Sector, Black, Short (13"-18" Range) - Right
1	1099705-NLA See Note(s) B	Legrest, Power Articulating, Sector, Black, Short (13"-18" Range) - Left
1	1101520	Kit, Power Leg Harness and Mounting Hardware
1	1098337	Instruction Sheet, Power Leg Installation
1	1104243 See Note(s) A	Controller, MKIV T.R.C.M. 2G
1	1098341	Instruction Sheet, MKIV TRCM 2G Upgrade

NOTE: A - After 10/31/00 software changed from 2.1 to 2.2 on the T.R.C.M. 2G controller to accommodate power articulating legrest. Seating Systems ordered before 11/01/00 requires the updated T.R.C.M. 2G controller.
 B - Power articulating legrest and KITS before 9/15/01 are NLA. See power articulating legrest or KITS dated after 7/26/04. Legrest must be ordered in pairs to match.

For 2GT, 2GR, 2GT/R Seating Systems When a T.R.C.M. 2G Is Not Present

POWELR20 Before 11/01/00

Quantity	Part Number	Description
1	1101521-NLA Kit Part Number See Note(s) B	Kit, POWELR20
1	1099706-NLA See Note(s) B	Legrest Assembly, Power Articulating, Sector, Black, Long (15"-20" Range) - Right
1	1099707-NLA See Note(s) B	Legrest Assembly, Power Articulating, Sector, Black, Long (15"-20" Range) - Left
1	1101520	Kit, Power Leg Harness and Mounting Hardware
1	1098337	Instruction Sheet, Power Leg Installation
1	1104243 See Note(s) A	Controller, MKIV T.R.C.M. 2G

Power Articulating Legrest Kits

POWELR18 (Before 9/15/01)

NOTE: 2G Tilt Only Systems originally ordered without a T.R.C.M.2G controller must include a T.R.C.M.2G controller and 4-way switch with hardware. Refer to the pages titled "Electronics" for MKIV T.R.C.M. 2G and MKIV T.A.C. of this book for a T.R.C.M. upgrade kit. Therefore, add the power leg kit dated after 7/26/04. See page titled "Power Articulating Legrests Kits After 7/26/04". Power Articulating Legs use sector style rigging hangers only and do not come packaged with the kits.

For 2GT, 2GR, 2GT/R Seating Systems When a T.R.C.M. 2G Is Not Present

POWELR20 Before 11/01/00

Quantity	Part Number	Description
1	1098341	Instruction Sheet, MKIV TRCM 2G Upgrade
NOTE: A - After 10/31/00 software changed from 2.1 to 2.2 on the T.R.C.M. 2G controller to accommodate power articulating legrest. Seating Systems ordered before 11/01/00 requires the updated T.R.C.M. 2G controller. B - Power articulating legrest and KITS before 9/15/01 are NLA. See power articulating legrest or KITS dated after 7/26/04. Legrest must be ordered in pairs to match.		

Power Articulating Legrest Kits

POWELR18 (Before 9/15/01)

NOTE: 2G Tilt Only Systems originally ordered without a T.R.C.M.2G controller must include a T.R.C.M.2G controller and 4-way switch with hardware. Refer to the pages titled "Electronics" for MKIV T.R.C.M. 2G and MKIV T.A.C. of this book for a T.R.C.M. upgrade kit. Therefore, add the power leg kit dated after 7/26/04. See page titled "Power Articulating Legrests Kits After 7/26/04". Power Articulating Legs use sector style rigging hangers only and do not come packaged with the kits.

For 2GT, 2GR, 2GT/R Seating Systems When a T.R.C.M. 2G Is Present

POWELR18 After 10/31/00

Quantity	Part Number	Description
1	1099952-NLA	Kit, POWELR18
1	1099704-NLA See Note(s) A	Legrest Assembly, Power Articulating, Sector, Black, Long (15"-20" Range) - Right
1	1099705-NLA See Note(s) A	Legrest Assembly, Power Articulating, Sector, Black, Long (15"-20" Range) - Left
1	1101520	Kit, Power Leg Harness and Mounting Hardware
1	1098337	Instruction Sheet, Power Leg Installation

NOTE: A - Power articulating legrest and KITS before 9/15/01 are NLA. See power articulating legrest or KITS dated after 7/26/04. Legrest must be ordered in pairs to match.

For 2GT, 2GR, 2GT/R Seating Systems When a T.R.C.M. 2G Is Present

POWELR20 After 10/31/00

Quantity	Part Number	Description
1	1101117-NLA See Note(s) A	Kit, POWELR20
1	1099706-NLA See Note(s) A	Legrest Assembly, Power Articulating, Sector, Black, Long (15"-20" Range) - Right
1	1099707-NLA See Note(s) A	Legrest Assembly, Power Articulating, Sector, Black, Long (15"-20" Range) - Left
1	1101520	Kit, Power Leg Harness and Mounting Hardware
1	1098337	Instruction Sheet, Power Leg Installation

NOTE: A - Power articulating legrest and KITS before 9/15/01 are NLA. See power articulating legrest or KITS dated after 4/30/02. Legrest must be ordered in pairs to match.

Power Non-Articulating Legrest Kits

POWER18/POWER20 (9/15/01-4/30/02)

NOTE: 2G Tilt Only Systems originally ordered without a T.R.C.M.2G controller must include a T.R.C.M.2G controller and 4-way switch with hardware. Refer to the pages titled "Electronics" for MKIV T.R.C.M. 2G and MKIV T.A.C. of this book for a T.R.C.M. upgrade kit. Therefore, add the power legrest kit dated after 7/26/04. See page titled "Power Articulating Legrest Kits After 7/26/04". Power Articulating Legs use sector style rigging hangers only and do not come packaged with the kits.

For 2GT, 2GR, 2GT/R Seating Systems When a T.R.C.M. 2G Is Not Present

POWER18/POWER20 Before 11/01/00

Quantity	Part Number	Description
1	1109315-NLA Kit Part Number See Note(s) B	Kit, POWER18/POWER20
1	1109313-NLA See Note(s) B	Legrest, Power Non-Articulating, Sector, Black (13"-20" Range) - Right
1	1109314-NLA See Note(s) B	Legrest, Power Non-Articulating, Sector, Black (13"-20" Range) - Left
1	1101520	Kit, Power Leg Harness and Mounting Hardware
1	1098337	Instruction Sheet, Power Leg Installation
1	1104243 See Note(s) A	Controller, MKIV T.R.C.M. 2G
1	1098341	Instruction Sheet, MKIV TRCM 2G Upgrade
NOTE: A - After 10/31/00 software changed from 2.1 to 2.2 on the T.R.C.M. 2G controller to accommodate power articulating legrest. Seating Systems ordered before 11/01/00 requires the updated T.R.C.M. 2G controller. B - Power articulating legrest and KITS before 9/15/01 are NLA. See power articulating legrest or KITS dated after 7/26/04. Legrest must be ordered in pairs to match.		

For 2GT, 2GR, 2GT/R Seating Systems When a T.R.C.M. 2G Is Present

POWER18/POWER20 After 10/31/00

Quantity	Part Number	Description
1	1109316-NLA Kit Part Number See Note(s) A	Kit, POWER18/POWER20
1	1109313-NLA See Note(s) A	Legrest, Power Non-Articulating, Sector, Black (13"-20" Range) - Right
1	1109314-NLA See Note(s) A	Legrest, Power Non-Articulating, Sector, Black (13"-20" Range) - Left
1	1101520	Kit, Power Leg Harness and Mounting Hardware
1	1098337	Instruction Sheet, Power Leg Installation
NOTE: A - Power articulating legrest and KITS before 9/15/01 are NLA. See power articulating legrest or KITS dated after 7/26/04. Legrest must be ordered in pairs to match.		

Power Articulating Legrest Kits

ELRPW (5/1/02-7/26/04)

NOTE: 2G Tilt Only Systems originally ordered without a T.R.C.M.2G controller must include a T.R.C.M.2G controller and 4-way switch with hardware. Refer to the pages titled "Electronics" for MKIV T.R.C.M. 2G and MKIV T.A.C. of this book for a T.R.C.M. upgrade kit. Therefore, add the power leg kit dated after 7/26/04. See page titled "Power Articulating Legrest kits After 7/26/04". Power Articulating Legs use sector style rigging hangers only and do not come packaged with the kits.

For 2GT, 2GR, 2GT/R Seating Systems When a T.R.C.M. 2G Is Not Present

ELRPW Before 5/1/02

Quantity	Part Number	Description
1	1126096 See Note(s) C1, B, C	Kit, ELRPW Power Articulating Legrest Kit
1	1126091 See Note(s) C1, C	Legrest Assembly, Power Articulating, Sector, Black (13"-20" Range) - Right
1	1126092 See Note(s) C1, C	Legrest Assembly, Power Articulating, Sector, Black (13"-20" Range) - Left
1	1101520	Kit, Power Leg Harness and Mounting Hardware
1	1098337	Instruction Sheet, Power Leg Installation
1	1109548 See Note(s) A1, A	Controller Assembly - MKIV TRCM 2G
1	1098341	Instruction Sheet, MKIV TRCM 2G Upgrade
NOTE: A - After 4/30/02 MKIV T.R.C.M. controller software changed from 2.21 to 2.3 to accommodate power articulating legrest made after 4/30/02. A new MKIV T.R.C.M. controller must be ordered when replacing power articulating or non-articulating legrest made before A1 - 5/1/02. Verify software version before ordering. B - Kit includes the 6 part numbers listed below the kit part number C - Due to a product enhancement that provides a higher pivot point at the knee, kit part number 1111723 and right/left side legrest 1110743 and 1110744 were replaced with the current part numbers shown on after 7/26/04. C1 - Right and left side legrest must be ordered in pairs prior to 7/27/04.		

For 2GT, 2GR, 2GT/R Seating Systems When a T.R.C.M. 2G Is Present

ELRPW 5/1/02-7/26/04

Quantity	Part Number	Description
1	1111722-NLA Kit Part Number See Note(s) B1, B, A	Kit, ELRPW Power Articulating Legrest Kit
1	1110743-NLA See Note(s) B, B1	Legrest Assembly, Power Articulating, Sector, Black (13"-20" Range) - Right
1	1110744-NLA See Note(s) B1, B	Legrest Assembly, Power Articulating, Sector, Black (13"-20" Range) - Left
1	1101520	Kit, Power Leg Harness and Mounting Hardware

Power Articulating Legrest Kits

ELRPW (5/1/02-7/26/04)

NOTE: 2G Tilt Only Systems originally ordered without a T.R.C.M.2G controller must include a T.R.C.M.2G controller and 4-way switch with hardware. Refer to the pages titled "Electronics" for MKIV T.R.C.M. 2G and MKIV T.A.C. of this book for a T.R.C.M. upgrade kit. Therefore, add the power leg kit dated after 7/26/04. See page titled "Power Articulating Legrest kits After 7/26/04". Power Articulating Legs use sector style rigging hangers only and do not come packaged with the kits.

For 2GT, 2GR, 2GT/R Seating Systems When a T.R.C.M. 2G Is Present

ELRPW 5/1/02-7/26/04

Quantity	Part Number	Description
1	1098337	Instruction Sheet, Power Leg Installation
NOTE: A - Kit includes the 4 part numbers listed below the kit part number B - Due to a product enhancement that provides a higher pivot point at the knee, a customer must order a complete right and left side legrest assembly. A kit is required when ordering Power Articulating Legrest for the first time. B1 - See page titled "Power Articulating Legrest Kits After 7/26/04".		

Power Articulating Legrest Kits

ELRPW (After 7/26/04)

NOTE: 2G Tilt Only Systems originally ordered without a T.R.C.M.2G controller must include a T.R.C.M.2G controller and 4-way switch with hardware. Refer to the pages titled "Electronics" for MKIV T.R.C.M. 2G and MKIV T.A.C. of this book for a T.R.C.M. upgrade kit. Therefore, add the power leg kit dated after 7/26/04. Power Articulating Legs use sector style rigging hangers only and do not come packaged with the kits.

For 2GT, 2GR, 2GT/R Seating Systems When a T.R.C.M. 2G Is Present

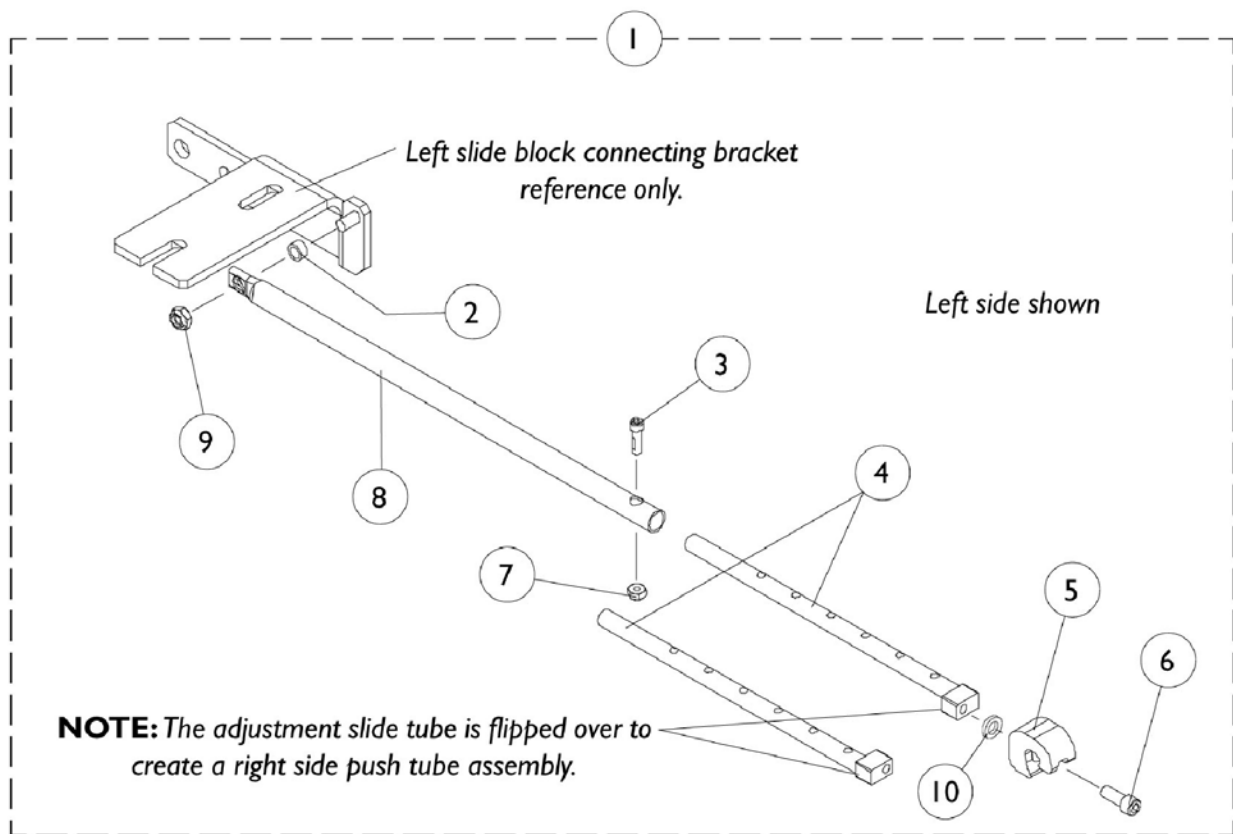
ELRPW After 7/26/04

Quantity	Part Number	Description
1	1126095	Kit, ELRPW
	See Note(s) A	
1	1126091	Legrest Assembly, Power Articulating, Sector, Black (13"-20" Range) - Right
1	1126092	Legrest Assembly, Power Articulating, Sector, Black (13"-20" Range) - Left
1	1101520	Kit, Power Leg Harness and Mounting Hardware
1	1098337	Instruction Sheet, Power Leg Installation

NOTE: A - Kit includes the 4 part numbers listed below the kit part number

Legrest Support Push Rod Assembly

AT5544P and Genius

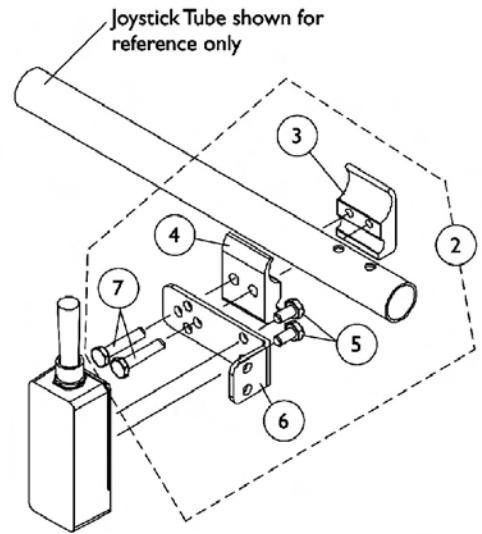
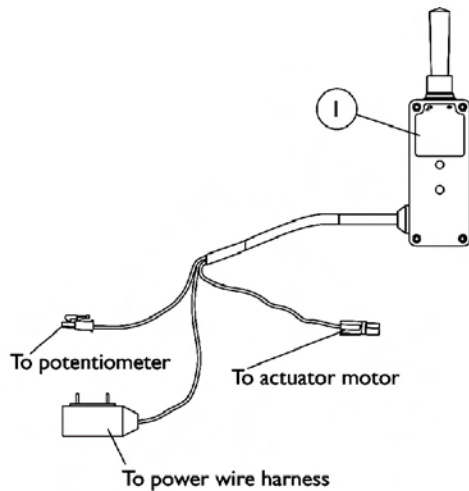


Legrest Support Push Rod Assembly AT5544P and Genius

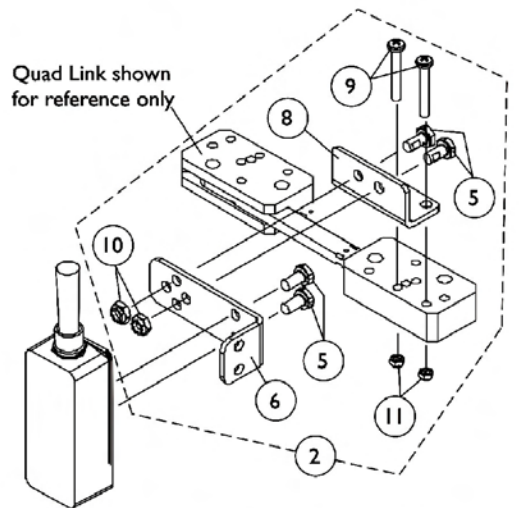
Item Number	Note	Part Number	Description	Quantity Per	
				Package	Assembly
1		1086966	Push Rod Assembly, Legrest Support (16"-19" Deep), Right	1	1
1		1086967	Push Rod Assembly, Legrest Support (16"-19" Deep), Left	1	1
1		1086968	Push Rod Assembly, Legrest Support (20"-22" Deep), Right	1	1
1		1086969	Push Rod Assembly, Legrest Support (20"-22" Deep), Left	1	1
2		1047449	Spacer (1/4 x 3/8 x 3/16")	1	1
3		1091871	Screw, Socket Head Cap (#8-32 x 5/8")	1	1
4		1086958	Tube, Adjustable Slide	1	1
5		1082922	Receptacle, Legrest	1	1
6		1007219	Screw, Socket Head Cap (1/4-20 x 3/4")	1	1
7		1056098	Locknut (#8-32)	1	1
8		1086962	Push Rod, Legrest Support (16"-19" Deep)	1	1
8		1086963	Push Rod, Legrest Support (20"-22" Deep)	1	1
9		7930323	Package, Locknut (1/4-20)	25	1
10		1013971	Washer, Nylon (1/4 x 7/16 x 5/64")	1	1

Electronics

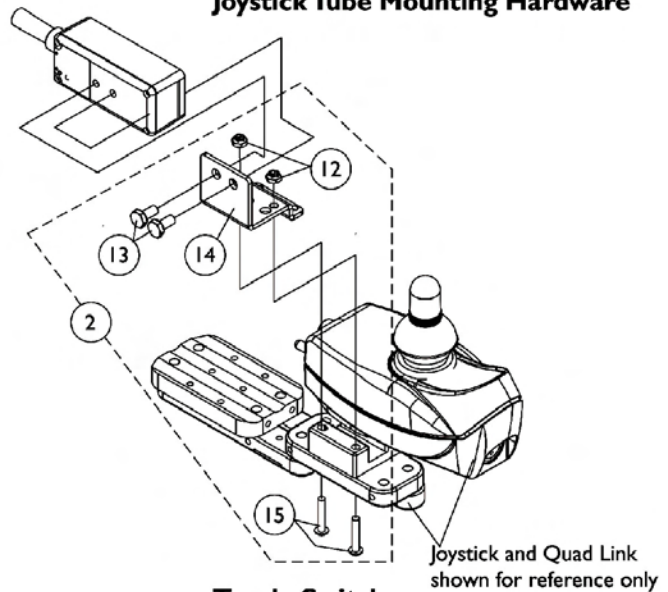
Tilt Recline Single Switch (TRSS)



**Toggle Switch
Joystick Tube Mounting Hardware**



**Toggle Switch
Quad Link Mounting Hardware
Before 10/31/05**



**Toggle Switch
Quad Link Mounting Hardware
After 10/30/05**

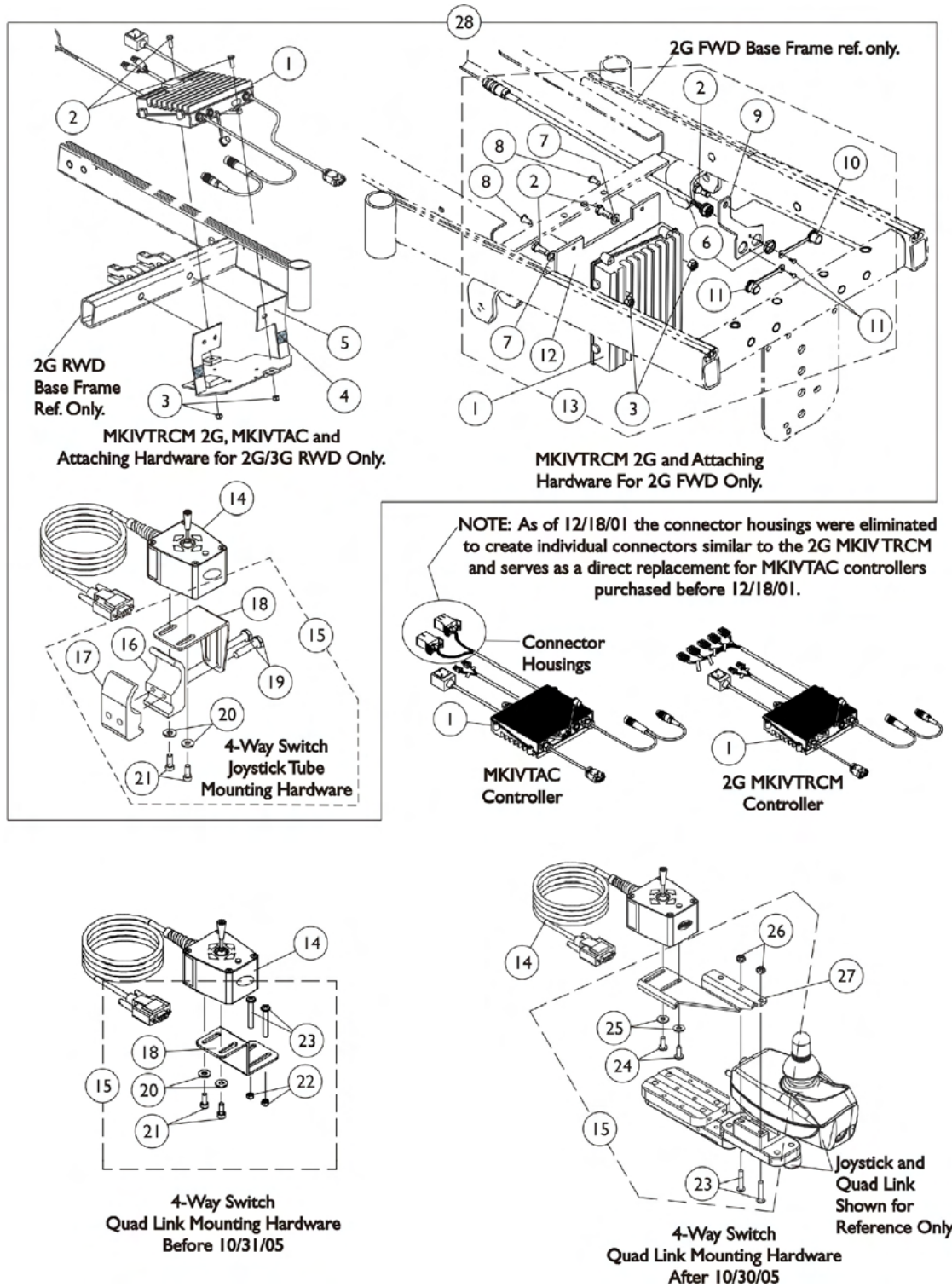
Electronics

Tilt Recline Single Switch (TRSS)

Item Number	Note	Part Number	Description	Quantity Per	
				Package	Assembly
1	A	1089384	Switch, Toggle Tilt Recline Single (TRSS)	1	1
2		1091496	Kit, Joystick Tube Toggle Switch Mounting Hardware	1	1
3			Half Clamp, Threaded Holes	1	1
4			Half Clamp, Non-Threaded Holes	1	1
5			Screw, Hex Head Cap w/ Patch (1/4-20 x 1/2")	1	2
6			Bracket, Toggle Switch Mounting	1	1
7			Screw, Hex Head (1/4-20 x 1-1/8")	1	2
2	B	1091497	Kit, Quad Link Toggle Switch Mounting Hardware	1	1
5			Screw, Hex Head Cap w/ Patch (1/4-20 x 1/2")	1	4
6			Bracket, Toggle Switch Mounting	1	1
8			Bracket, Quad Link Toggle Switch Mounting	1	1
9			Screw, Phillips Pan Head (#10-32 x 1-3/8")	1	2
10	C		Locknut (1/4-20)	1	2
11			Locknut (#10-32)	1	2
2		1139684	Kit, Quad Link Toggle Switch Mounting Hardware	1	1
12			Locknut (#10-32)	1	2
13			Screw, Hex Head Cap w/ Patch (1/4-20 x 1/2")	1	2
14			Bracket, Toggle Switch Mounting	1	1
15			Screw, Phillips Pan Head w/Patch (#10-32 x 7/8")	1	2
NOTE: A - Includes Items 3-7 B - Before 10/31/05 and Includes Items 5, 6, and 8-11 C - After 10/30/05 and includes items 12-15					

Electronics

MKIV TRCM 2G, MKIV TAC & 4-Way Switch



Electronics

MKIV TRCM 2G, MKIV TAC & 4-Way Switch

Item Number	Note	Part Number	Description	Quantity Per	
				Package	Assembly
1	B,C,L	1089618	Controller Assembly - MKIV TRCM 2G	1	1
1	B,D,N	1109548	Controller Assembly - MKIV TRCM 2G	1	1
1	B,C	1104248	MKIV TAC Controller and Hardware	1	1
1	B,D,N	1109552	Controller Assembly - MKIV TAC	1	1
2	M	1070462	Screw, Hex Head Cap w/ Patch (5/16-18 x 7/8")	1	2
3		1028769	Locknut (5/16-18)	1	2
4		1092662	Package, Fasteners, Dual Lock 250 (1/2" Wide x 7/8" Long)	10	1
5		1092659	Kit, Controller Mounting Bracket with Fastener Strips, Black	1	1
6		1092912	Programmer Extension Cable Assembly (18" Long)	1	1
7		1025704	Washer, Flat (5/16 x 5/8 x 1/16")	1	2
8		1006773	Screw, Socket Head (1/4-20 x 1/2")	1	2
9		1093307-NLA	Bracket, Port	1	1
10		1037373	Cover, Splash	1	2
11		1040226	Rivet, Nylon	1	2
12		1091531	Bracket, Controller Mounting	1	1
13	E	1105686	Hardware, TRCM 2G/ TAC (FWD) Mounting	1	1
14		1080116	Switch, 4-Way (FWT)	1	1
15	F	1077519	Kit, 4-Way Switch Joystick Tube Mounting Hardware	1	1
16			Half Clamp, Threaded Holes	1	1
17			Half Clamp, Non-Threaded Holes	1	1
18			Bracket, Joystick Mounting	1	1
19			Screw, Hex Head (1/4-20 x 1-1/8")	1	2
20			Washer (#10 Flat)	1	2
21			Screw, Phillips Pan Head (#10-32 x 1/2")	1	2
15	G	1077520	Kit, 4-Way Switch Quad Link Mounting Hardware	1	1
18			Bracket, Quad Link Mounting	1	1
20			Washer (#10 Flat)	1	2
21			Screw, Phillips Pan Head (#10-32 x 1/2")	1	2
22			Locknut (#10-32)	1	2
23			Screw, Phillips Pan Head (#10-32 x 1-3/8")	1	2
15	O	1139418	Kit, 4-Way Switch Quad Link Mounting Hardware	1	1
23			Screw, Phillips Pan Head w/Patch (#10-32 x 7/8")	1	2
24			Screw, Phillips Pan Head (#10-32 x 1/2")	1	2
25			Washer, Nylon (#10)	1	2
26			Locknut (#10-32)	1	2
27		1134132	Bracket, 4-Way Switch Quad Link, Black - Right	1	1
27		1134133	Bracket, 4-Way Switch Quad Link, Black - Left	1	1
28	H,K	1102599	Controller Upgrade Kit, 2G RWD	1	1
28	I,K	1102638	Controller Upgrade Kit, 2G FWD	1	1
28	H,K	1104254	Controller Upgrade Kit, TAC RWD	1	1
28	I,K	1105685	Controller Upgrade Kit, TAC FWD	1	1

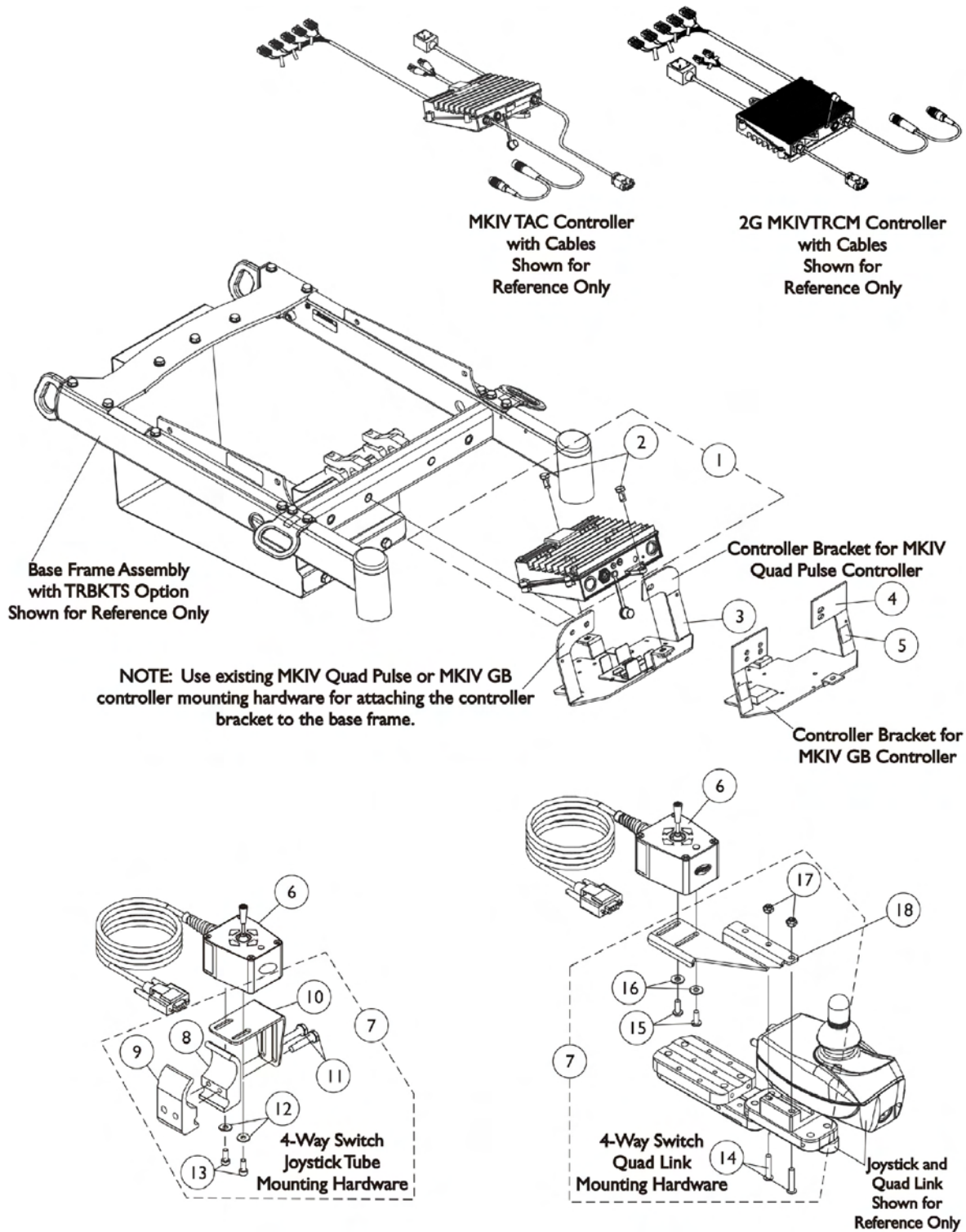
Electronics

MKIV TRCM 2G, MKIV TAC & 4-Way Switch

Item Number	Note	Part Number	Description	Quantity Per	
				Package	Assembly
	A	1098341	Instruction Sheet, MKIV TRCM 2G Upgrade	1	1
	A	1104244	Instruction Sheet, Tilt/ Recline Pot Removal	1	1
	A	1104912	Instruction Sheet, MKIV TAC	1	1
	J,A	1090208	Service Manual	1	1
NOTE: A - Not Shown B - Includes Items 2-3 C - Before 5/1/02 D - After 4/30/02 E - Includes Items 2,3,6-12 F - Includes Items 16-21 G - Before 10/31/05 and Includes Items 18 and 20-23 H - Includes Items 1, 14, 15, and Instruction Sheet I - Includes Items 1, 13-15, and Instruction Sheet J - All Systems K - Kits come standard with item 15 part # (1077519 joystick tube mounting hardware). For Quad Link Assemblies, item 15 part # (1077520 Quad Link Mounting Hardware) or (1139418 Quad Link Mounting Hardware with item 27) must be ordered as well. L - TRCM 2G Controller software version changed from 2.2 to 2.21 as of 1/11/01. The controller will include instruction sheet part number 1104244 that relates to software version 2.21 only and a service manual part number 1090208. M - MKIV TRCM attaching hardware for 2G FWD uses a quantity of 3 Hex Head Cap Screws. N - MKIV TRCM part number 1109548 and TAC part number 1109552 is not compatible for power legs with an inline actuator made before 5/1/02. O - After 10/30/05 and includes items 23-26					

Electronics

MKIV TRCM 2G, MKIV TAC & 4-Way Switch For TRBKTS Option

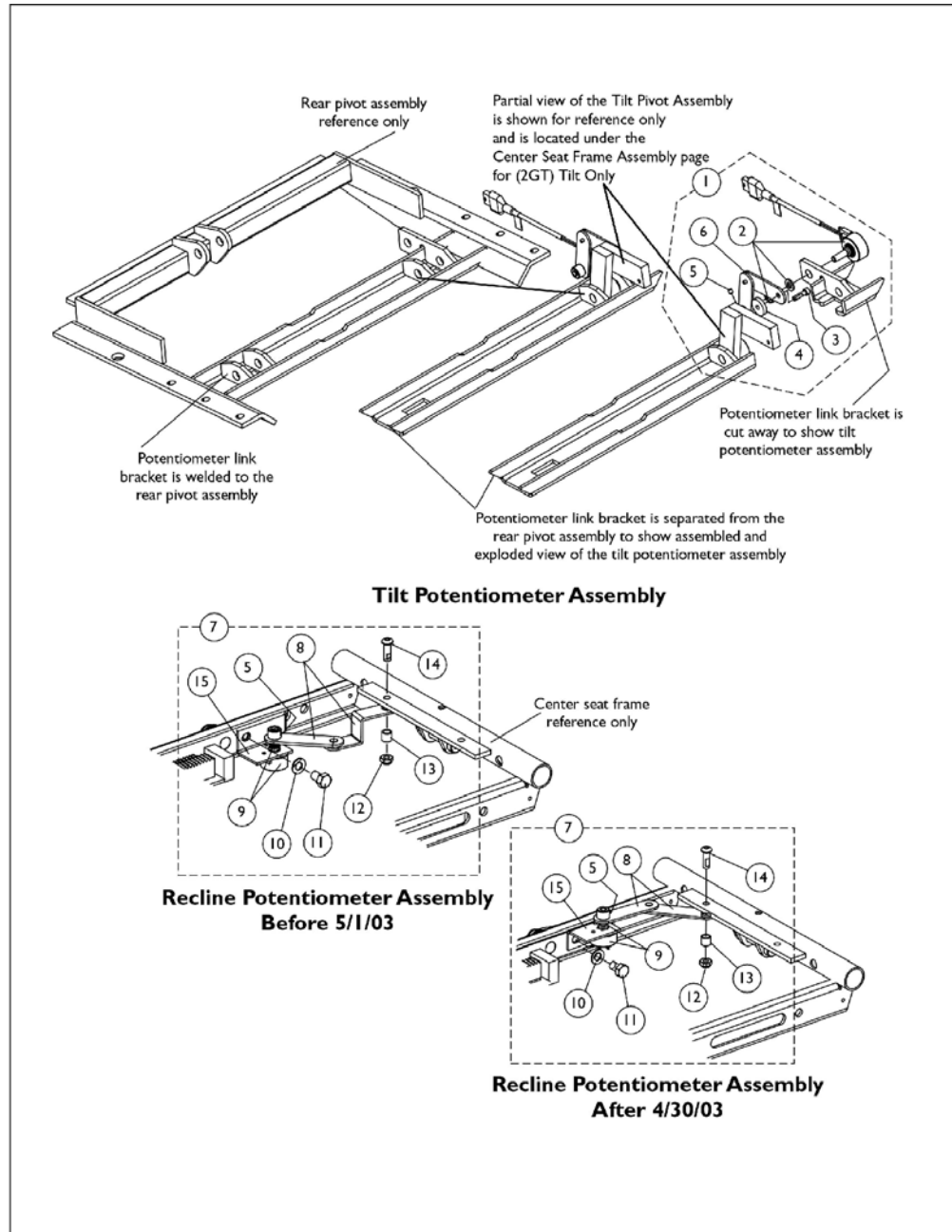


Electronics

MKIV TRCM 2G, MKIV TAC & 4-Way Switch For TRBKTS Option

Item Number	Note	Part Number	Description	Quantity Per	
				Package	Assembly
1	A	1141275	Controller Assembly - MKIV TRCM 2G For TRBKTS Option	1	1
1	B	1140487	Controller Assembly - MKIV TAC For TRBKTS Option	1	1
2		1122652	Screw, Hex Head (5/16-18 x 5/8")	1	2
3		1140484	Bracket, Controller Mounting, Black	1	1
4		1092659	Kit, Controller Mounting Bracket with Fastener Strips, Black	1	1
5		1092662	Package, Fasteners, Dual Lock 250 (1/2" Wide x 7/8" Long)	10	1
6		1080116	Switch, 4-Way (FWT)	1	1
7	C	1077519	Kit, 4-Way Switch Joystick Tube Mounting Hardware	1	1
8			Half Clamp, Threaded Holes	1	1
9			Half Clamp, Non-Threaded Holes	1	1
10			Bracket, Joystick Mounting	1	1
11			Screw, Hex Head (1/4-20 x 1-1/8")	1	2
12			Washer (#10 Flat)	1	2
13			Screw, Phillips Pan Head (#10-32 x 1/2")	1	2
7	D	1139418	Kit, 4-Way Switch Quad Link Mounting Hardware	1	1
14			Screw, Phillips Pan Head w/Patch (#10-32 x 7/8")	1	2
15			Screw, Phillips Pan Head (#10-32 x 1/2")	1	2
16			Washer, Nylon (#10)	1	2
17			Locknut (#10-32)	1	2
18		1134132	Bracket, 4-Way Switch Quad Link, Black - Right	1	1
18		1134133	Bracket, 4-Way Switch Quad Link, Black - Left	1	1
	E	1090208	Service Manual	1	1
NOTE: A - Includes the controller, item 2 and service manual part number 1090208 B - Includes the controller and item 2 C - Includes items 8-13 D - Includes items 14-17 E - Not Shown					

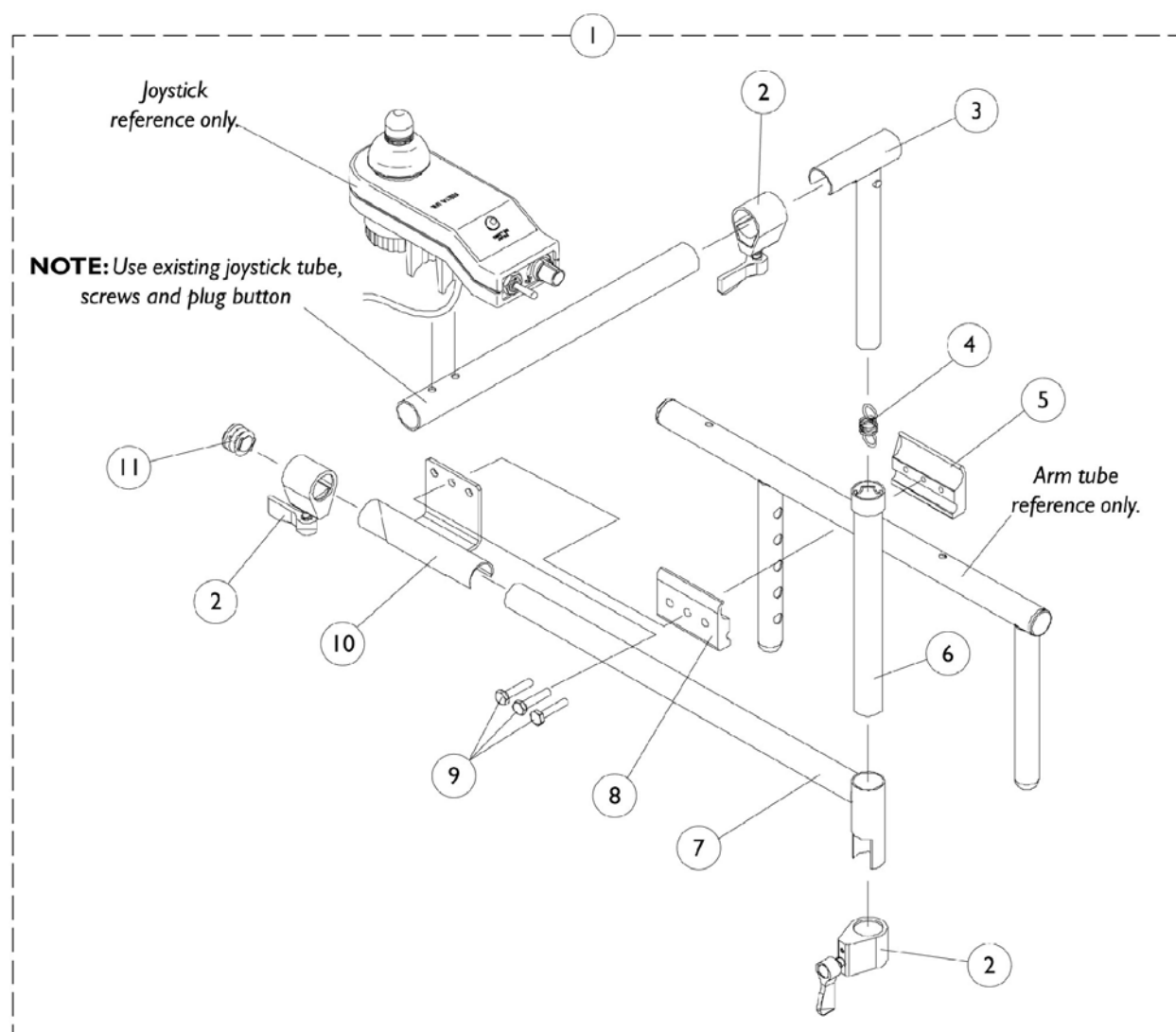
Tilt/ Recline Potentiometers and Hardware



Tilt/ Recline Potentiometers and Hardware

Item Number	Note	Part Number	Description	Quantity Per	
				Package	Assembly
1	A	1087038	Tilt Potentiometer Assembly	1	1
2		1079992	Tilt Potentiometer w/ Harness, Nut and Washer	1	1
3		1091871	Screw, Socket Head Cap (#8-32 x 5/8")	1	1
4		1029454	Washer, Nylon (3/16 x 3/4 x 5/32")	1	1
5		7930306	Screw, Set (#8-32 x 3/16")	25	1
6		1087037	Linkage, Tilt Potentiometer	1	1
7	B,C	1121007	Recline Potentiometer Assembly	1	1
7	B,D	1094264	Recline Potentiometer Assembly	1	1
8	C	1121006	Linkage, Recline Potentiometer	1	1
8	D	1094263	Linkage, Recline Potentiometer	1	1
9		1079991	Recline Potentiometer w/ Harness, Nut and Washer	1	1
10		1025704	Washer, Flat (5/16 x 5/8 x 1/16")	1	2
11		1061922	Screw, Hex Head Cap w/ Patch (5/16-18 x 1/2")	1	1
12		7930323	Package, Locknut (1/4-20)	25	1
13		1031884	Bushing (9/32 x 3/8 x 11/32") Black or Color Chairs	1	1
14		1091870	Screw, Socket Button Head w/ Patch (1/4-20 x 3/4")	1	1
15	C	1094262	Bracket, Fixed Recline Potentiometer, Black	1	1
15	D	1115825	Bracket, Fixed Recline Potentiometer, Black	1	1
NOTE: A - Includes Items 2-6 B - Includes Items 5 and 8-15 C - Before 5/1/03 D - After 4/30/03 T.R.C.M. 2G controllers with software version 2.0 or 2.1 must still use a recline potentiometer assembly for Tilt Only Systems.					

Mid-Line Swing Bracket Assembly

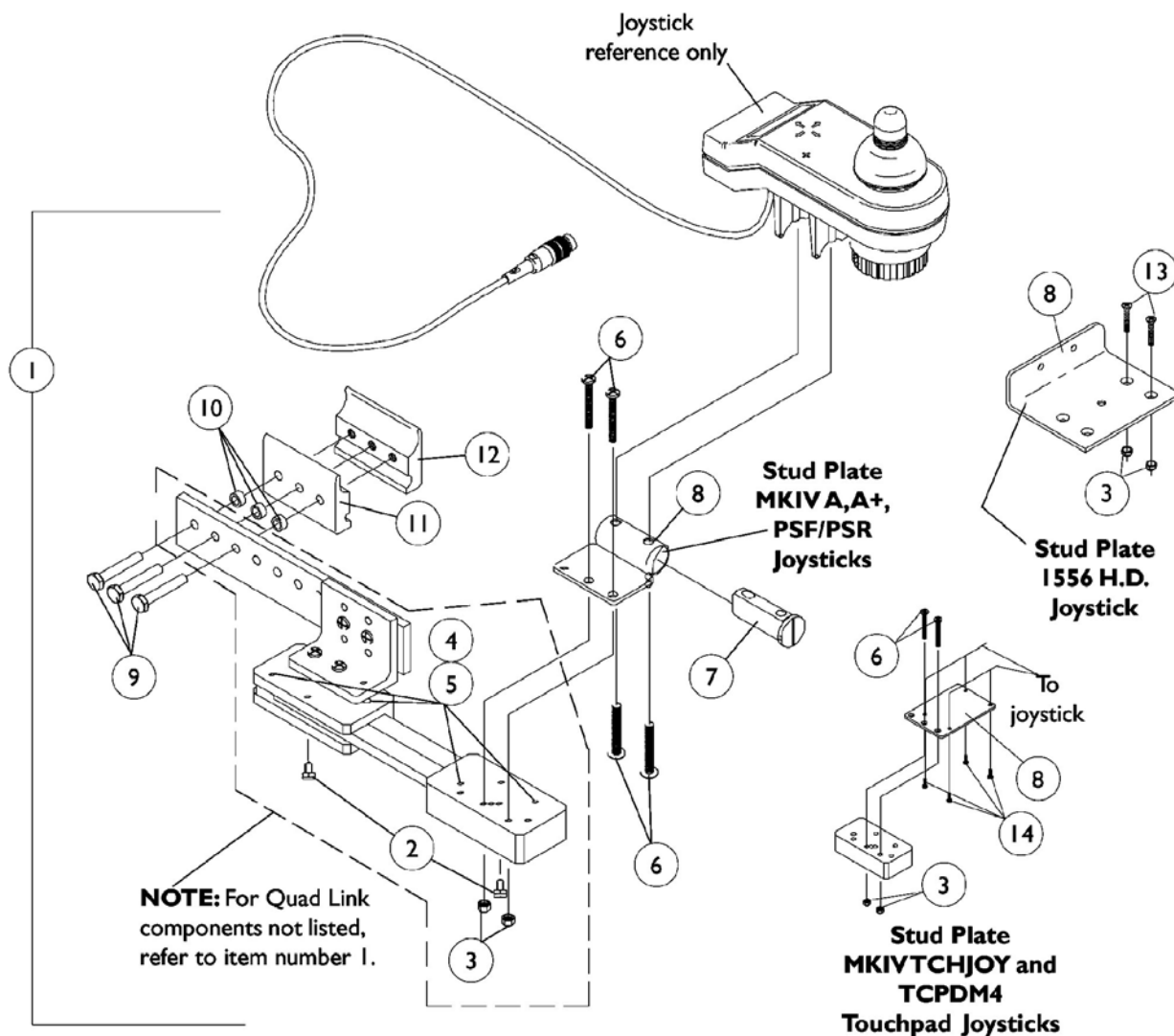


Mid-Line Swing Bracket Assembly

Item Number	Note	Part Number	Description	Quantity Per	
				Package	Assembly
1	A	1090195	Mid-Line Joystick Assembly	1	1
2		1027274	Lock, Adjustment (Black)	1	3
3		1035528	Adjustment Tube, (Inside) Mid-Line	1	1
4		1016778	Spring, Extension	1	1
5		1027267	Half Clamp, Threaded Holes	1	1
6		1035860	Adjustment Tube, (Outside) Mid-Line	1	1
7		1087070	Tube, Mid-Line Adjustable	1	1
8		1027266	Half Clamp, Non-Threaded Holes	1	1
9		7930349	Screw, Hex Head (1/4-20 x 1-1/8")	25	1
10		1049582	Bracket, Joystick Mounting, Black	1	1
11		1027095	Plug Button, Black (7/8")	1	1
NOTE: A - Includes Items 2-11					

Quad Link

Before 10/31/05



Quad Link Before 10/31/05

Item Number	Note	Part Number	Description	Quantity Per	
				Package	Assembly
1	A	1052402	Kit, Quad Link Assembly - Right	1	1
2			Ball Plunger with Lock Washer Assembly	2	1
3			Locknut (#10-32)	1	2
4			Screw, Socket Head (#10-32 x 1/2")	1	4
5			Bushing, Bronze (3/16 x 1/4 x 1/4")	1	4
6			Screw, Phillips Pan Head (#10-32 x 1-1/8")	1	4
7			Spacer, Joystick Tube	1	1
8			Stud Plate, Quad Link	1	1
9			Screw, Hex Head (1/4-20 x 1-1/2")	1	3
10			Spacer (1/4 x 3/8 x 3/16")	1	3
11			Half Clamp, Non-Threaded Holes	1	1
12			Half Clamp, Threaded Holes	1	1
1	A	1115372	Kit, Quad Link Assembly - Left	1	1
2			Ball Plunger with Lock Washer Assembly	2	1
3			Locknut (#10-32)	1	2
4			Screw, Socket Head (#10-32 x 1/2")	1	4
5			Bushing, Bronze (3/16 x 1/4 x 1/4")	1	4
6			Screw, Phillips Pan Head (#10-32 x 1-1/8")	1	4
7			Spacer, Joystick Tube	1	1
8			Stud Plate, Quad Link	1	1
9			Screw, Hex Head (1/4-20 x 1-1/2")	1	3
10			Spacer (1/4 x 3/8 x 3/16")	1	3
11			Half Clamp, Non-Threaded Holes	1	1
12			Half Clamp, Threaded Holes	1	1
1	B,D	1034703-NLA	Kit, Quad Link Assembly - Right	1	1
2			Ball Plunger with Lock Washer Assembly	2	1
3			Locknut (#10-32)	1	2
4			Screw, Socket Head (#10-32 x 1/2")	1	4
5			Bushing, Bronze (3/16 x 1/4 x 1/4")	1	4
8			Stud Plate, Quad Link For 1556 Heavy Duty Joystick	1	1
9			Screw, Hex Head (1/4-20 x 1-1/2")	1	3
10			Spacer (1/4 x 3/8 x 3/16")	1	3
11			Half Clamp, Non-Threaded Holes	1	1
12			Half Clamp, Threaded Holes	1	1
13			Screw, Phillips Flat Head Countersunk (#10-32 x 1-1/8")	1	2
1	B	1114866	Kit, Quad Link Assembly - Left	1	1
2			Ball Plunger with Lock Washer Assembly	2	1
3			Locknut (#10-32)	1	2
4			Screw, Socket Head (#10-32 x 1/2")	1	4
5			Bushing, Bronze (3/16 x 1/4 x 1/4")	1	4
8			Stud Plate, Quad Link For 1556 Heavy Duty Joystick	1	1

Quad Link Before 10/31/05

Item Number	Note	Part Number	Description	Quantity Per	
				Package	Assembly
9			Screw, Hex Head (1/4-20 x 1-1/2")	1	3
10			Spacer (1/4 x 3/8 x 3/16")	1	3
11			Half Clamp, Non-Threaded Holes	1	1
12			Half Clamp, Threaded Holes	1	1
13			Screw, Phillips Flat Head Countersunk (#10-32 x 1-1/8")	1	2
1	C	1102027	Kit, Quad Link Assembly - Right For TCHJOY/TCPDM4 Touchpad	1	1
2			Ball Plunger with Lock Washer Assembly	2	1
3			Locknut (#10-32)	1	2
4			Screw, Socket Head (#10-32 x 1/2")	1	4
5			Bushing, Bronze (3/16 x 1/4 x 1/4")	1	4
6			Screw, Phillips Pan Head (#10-32 x 1-1/8")	1	2
8			Stud Plate, Quad Link MKIV TCHJOY/TCPDM4	1	1
9			Screw, Hex Head (1/4-20 x 1-1/2")	1	3
10			Spacer (1/4 x 3/8 x 3/16")	1	3
11			Half Clamp, Non-Threaded Holes	1	1
12			Half Clamp, Threaded Holes	1	1
14			Screw, Phillips Flat Head Countersunk (#4-40 x 3/8")	1	4
2		1114863	Ball Plunger with Lock Washer Assembly	2	1
NOTE: A - Includes the Quad Link, items 2-12 and used with MKIV A, A+,PSF/PSR joysticks B - Includes the Quad Link, items 2-5, 8-13 and used with a 1556 Heavy Duty joystick C - Includes the Quad Link, items 2-6, 8-12, 14 and used with MKIV TCHJOY/TCPDM4 joysticks. For left side mounted Quad Link, order as a special D - Quad Link Assembly is no longer available. Please see Quad Link Assembly (After 10/30/05) category and use new Quad Link design as a replacement.					

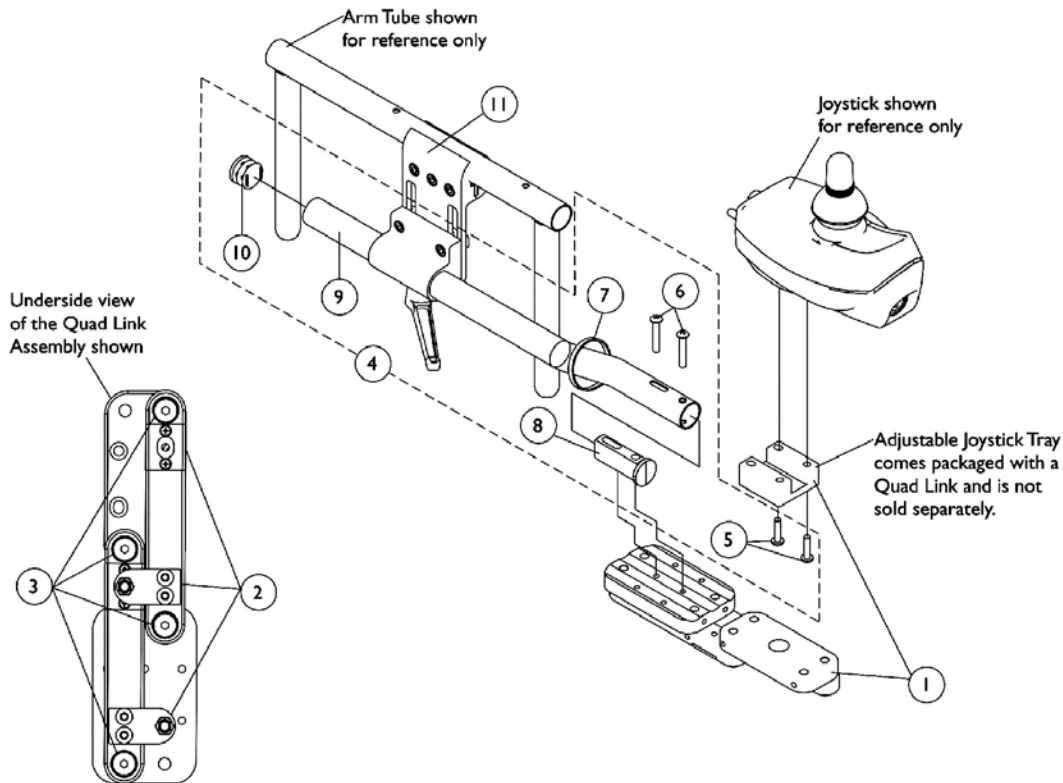
Quad Link (QLA)

After 10/30/05

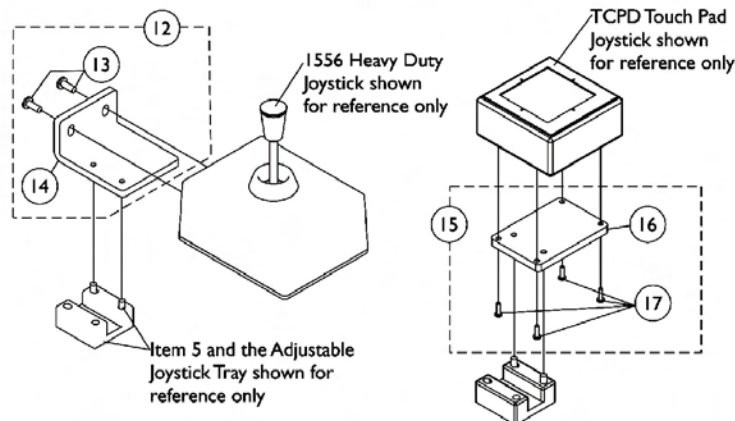
When converting an old style Quad Link that attaches to a mounting plate or (a Flex Tube or Touch Pad Joystick Tube) is currently on the chair then order the following:

Quad Link Mtg. Hdwr. (item 4), Quad Link (item 1) & Ht. Adj. Joystick Tube Clamp (item 11)

NOTE: Substitute (item 4) with 2 ea. of the PPH Screws (item 5) when an offset joystick tube is currently on the chair. Additional Joystick Mtg. Hdwr. must be ordered when a 1556 Heavy Duty or TCPD Touch Pad joystick are used.



Screw Fastener and Quad Link Latch Hardware



Quad Link (QLA)

After 10/30/05

When converting an old style Quad Link that attaches to a mounting plate or (a Flex Tube or Touch Pad Joystick Tube) is currently on the chair then order the following:

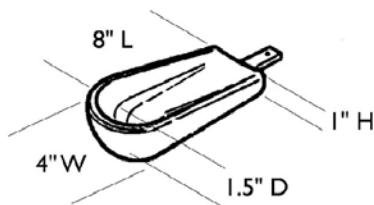
Quad Link Mtg. Hdwr. (item 4), Quad Link (item 1) & Ht. Adj. Joystick Tube Clamp (item 11)

NOTE: Substitute (item 4) with 2 ea. of the PPH Screws (item 5) when an offset joystick tube is currently on the chair. Additional Joystick Mtg. Hdwr. must be ordered when a 1556 Heavy Duty or TCPD Touch Pad joystick are used.

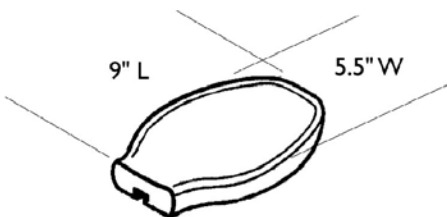
Item Number	Note	Part Number	Description	Quantity Per	
				Package	Assembly
1	F	1140896	Quad Link with Adjustable Joystick Tray (QLA) and Instruction Sheet - Right	1	1
1	F	1140897	Quad Link with Adjustable Joystick Tray (QLA) and Instruction Sheet - Left	1	1
2	A	1140425	Kit, Quad Link Latch Hardware	1	1
3	B	1140424	Kit, Quad Link Screw Fastener Hardware	1	1
4	C,C1	1139416	Kit, ASBA/ADJASBA Quad Link Mounting Hardware	1	1
5			Screw, Phillips Pan Head w/ Patch (10-32 x 3/4")	1	2
6			Screw, Phillips Pan Head (#10-32 x 1-1/8")	1	2
7			Cable Tie (11-1/2" Long)	1	1
8			Spacer, Joystick Tube	1	1
9			Tube, Joystick 1/2" Offset	1	1
10			Plug Button, Black (7/8")	1	1
5		1105414	Screw, Phillips Pan Head w/ Patch (10-32 x 3/4")	1	2
11	H	1139422	Clamp, Height Adjustable Joystick Tube (ARM250)	1	1
12	D	1139925-NLA	Kit, 1556 Heavy Duty Joystick To Quad Link Mounting Hardware	1	1
13			Screw, Phillips Pan Head (#10-32 x 1/2")	1	2
14			Plate, 1556 HD Joystick Quad Link	1	1
15	E	1139683	Kit, TCPD Touch Pad To Quad Link Mounting Hardware	1	1
16			Plate, TCPD Touch Pad Quad Link	1	1
17			Screw, Phillips Pan Head (#4-40 x 3/8")	1	4
	G	1134844	Instruction Sheet, Quad Link	1	1

NOTE: A - Latch Kit includes 4 ea. Button Head Cap Screws (10-32 x 3/8"), 2 ea. Latch Spring Assembly, 4 ea. Phillips Flat C'Sunk Head Screws, 2 ea. Spring Catch Plates, 2 ea. Socket Head Set Screws (10-32 x 3/8")
 B - Screw Fastener Kit includes 4 ea. Socket Head Shoulder Screws (3/8 x 3/8"), 2 ea. Socket Head Cap Screws (1/4-20 x 3/8"), 2 ea. Socket Head Set Screws (1/4-20 x 1/2"), 4 ea. Socket Head Set Screws (10-32 x 1/8")
 C - Includes items 5-10. The Quad Link Mounting Hardware accommodates MKIV A, A+, PSF/PSR joysticks.
 C1 - When ordering the Quad Link for the first time, Additional hardware is required for 1556 Heavy Duty and TCPD Touch Pad joysticks. See pictorial for reference.
 D - Includes items 13 and 14
 E - Includes items 16 and 17
 F - The 4-Way Switch and Single Function Toggle Switch (TRSS) Mounting Plate has changed and may be required when converting a Quad Link assembled to a mounting plate over to a Quad Link introduced after 10/30/05
 G - Not Shown
 H - Individual components are non-saleable

Arm Pads Otto Bock



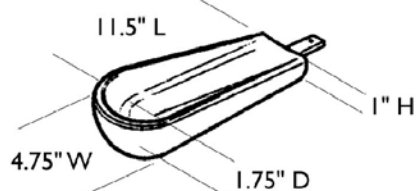
Small Channel Forearm Pad
0020700 ea.



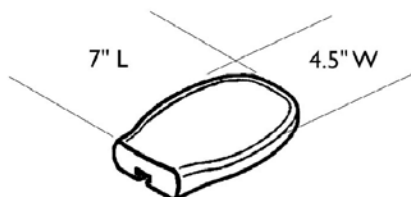
Flat Hand Pad (Large)
0023000 ea.



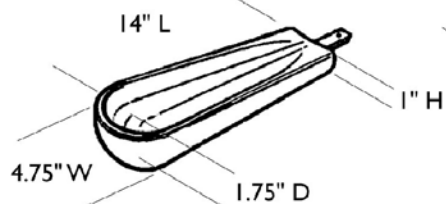
Hand/Forearm Pad Strap Kit
0021700 ea.



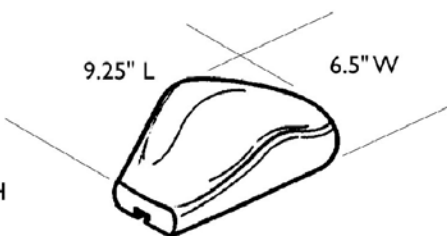
Medium Channel Forearm Pad
0020600 ea.



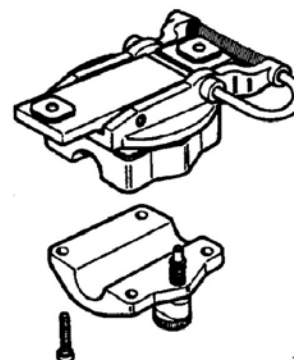
Flat Hand Pad (Medium)
0023300 ea.



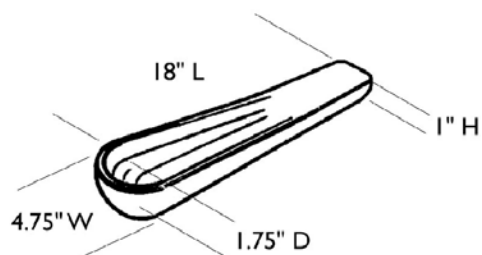
Large Channel Forearm Pad
0020500 ea.



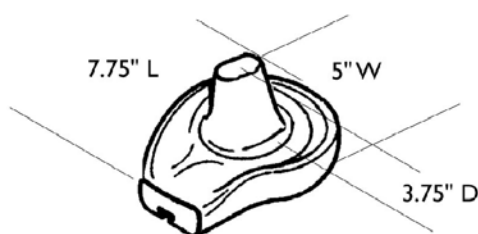
Palm Extensor Hand Pad
Right 0021600
Left 0021500



Elevating Swivel Unit 7/8"
Right 0021400
Left 0021300



One Piece Channel Forearm Pad
0020400 ea.



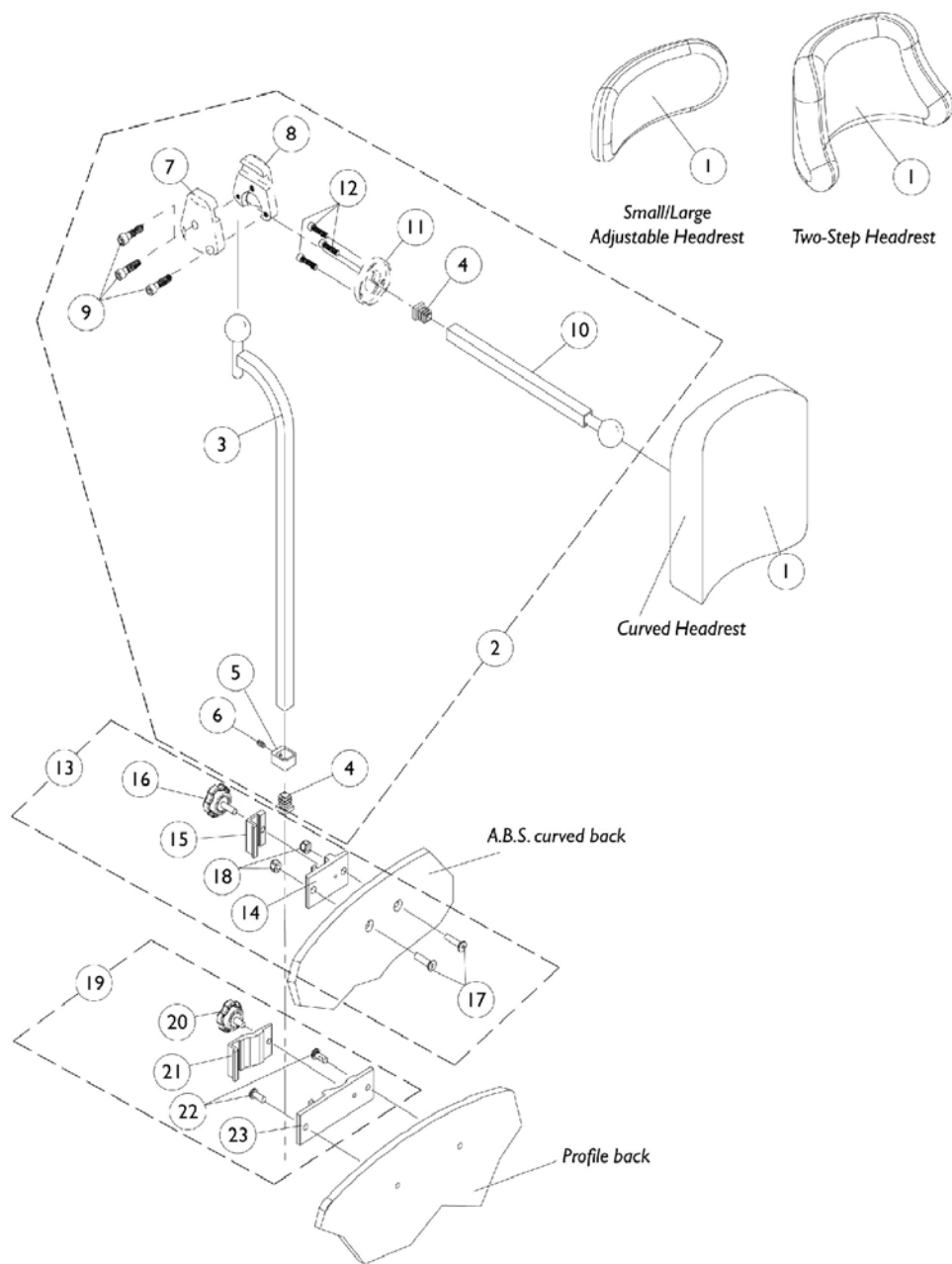
Cone Hand Pad
Right 0164900
Left 0164800

Arm Pads Otto Bock

Item Number	Note	Part Number	Description	Quantity Per	
				Package	Assembly
	A	0020700	Pad, Small Channel Forearm	1	1
	A	0023000	Pad, Flat Hand (Large)	1	1
	A	0021700	Kit, Hand/ Forearm Pad Strap	1	1
	A	0020600	Pad, Medium Channel Forearm	1	1
	A	0023300	Pad, Flat Hand (Medium)	1	1
	A	0020500	Pad, Large Channel Forearm	1	1
	A	0021600	Pad, Palm Extensor Hand - Right	1	1
	A	0021500	Pad, Palm Extensor Hand - Left	1	1
	A	0021400	Elevating Swivel Unit 7/8" - Right	1	1
	A	0021300	Elevating Swivel Unit 7/8" - Left	1	1
	A	0020400	Pad, One Piece Channel Forearm	1	1
	A	0164900	Pad, Cone Hand - Right	1	1
	A	0164800	Pad, Cone Hand - Left	1	1
NOTE: A - See pictorial for reference					

Headrest Support Assembly

A.B.S. Curved and Profile Back

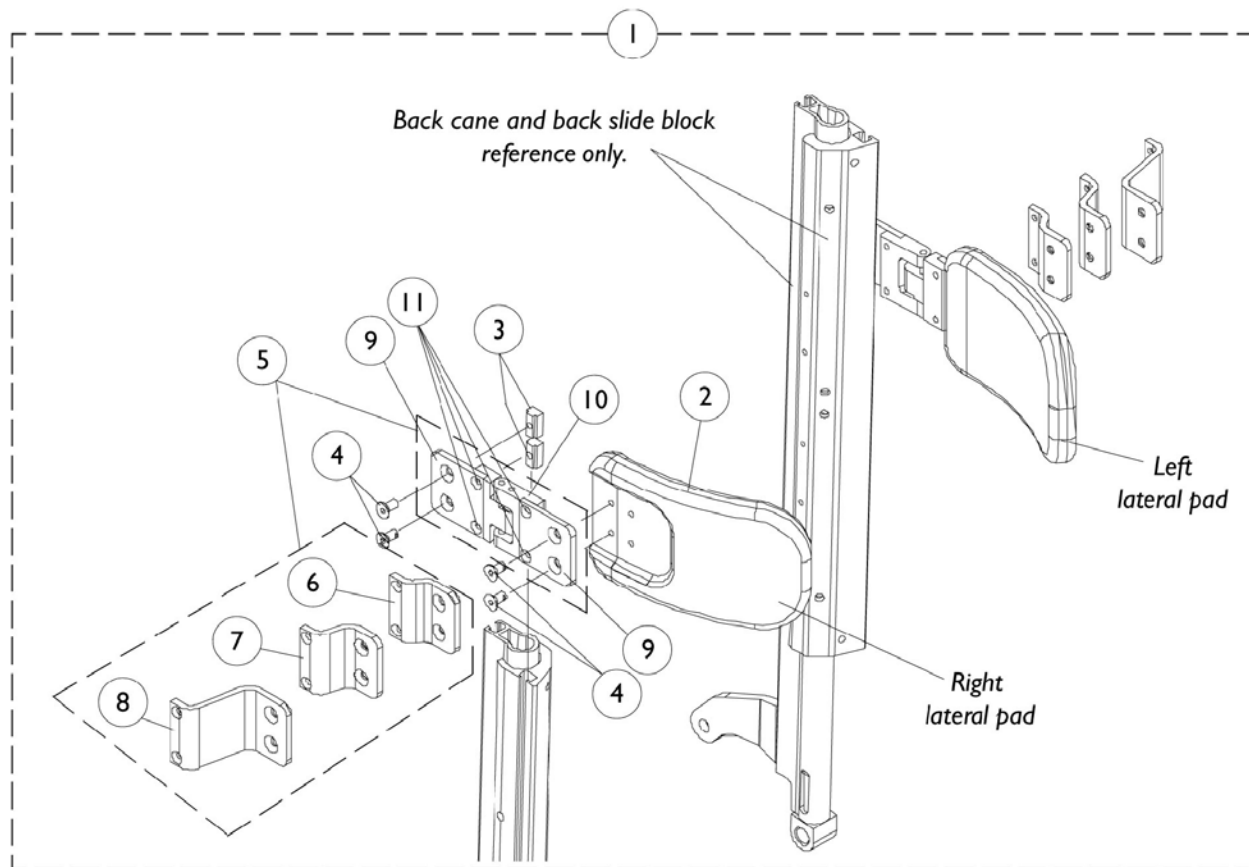


Headrest Support Assembly

A.B.S. Curved and Profile Back

Item Number	Note	Part Number	Description	Quantity Per	
				Package	Assembly
1		0127700	Headrest, Curved (6"W x 7"H)	1	1
1		0128000	Headrest, Two-Step (8-1/2"W x 5-1/2"H)	1	1
1		0022600	Headrest, Small Adjustable, Otto Bock (9"W x 3-1/2"H)	1	1
1		0022400	Headrest, Large Adjustable, Otto Bock (12"W x 6"H)	1	1
2	A	0197024	Fixture Assembly, Offset Support	1	1
3		0271524	Tube, Offset Fixture	1	1
4		1077076	Plug Button, Square (1/2")	1	2
5		0271124	Collar, Offset Fixture Tube	1	1
6		0288606	Set Screw, Socket Head (#10-24 x 3/16")	1	1
7		0271224	Half Clamp, Non-Threaded Holes	1	1
8		0271324	Half Clamp, Threaded Holes	1	1
9		1027268	Screw, Allen Head (1/4-20 x 1")	1	3
10		0271424	Tube, Fixture Adjustment	1	1
11		0283724	Ring, Fixture Clamp	1	1
12		0067006	Screw, Socket Head (#10-32 x 1/2")	1	3
13	B	0273100	Kit, Headrest Clamp	1	1
14	D	0237422-NLA	Clamp, Small Bottom Half	1	1
15	D	0237522-NLA	Clamp, Small Top Half	1	1
16		1072439	Knob, Adjustment (1-3/8" Dia., 3/4" Long Threads)	1	1
17		0288706	Screw, Socket Head (1/4-20 x 1")	1	2
18		7930333	Locknut (1/4-20)	25	1
19	C	1090196	Assembly, Headrest Clamp	1	1
20		1072440	Knob, Adjustment (1-3/8" Dia., 1/2" Long Threads)	1	1
21		0235322	Clamp, Large Top Half	1	1
22		0258006	Screw, Socket Head (1/4-20 x 5/8")	1	2
23		0235222	Clamp, Large Bottom Half	1	1
NOTE: A - Includes Items 3-12 B - Includes Items 14-18 C - Includes Items 20-23 D - Clamp is no longer available individually. See item 13 Clamp Assembly part number 0273100					

Lateral Support Assembly



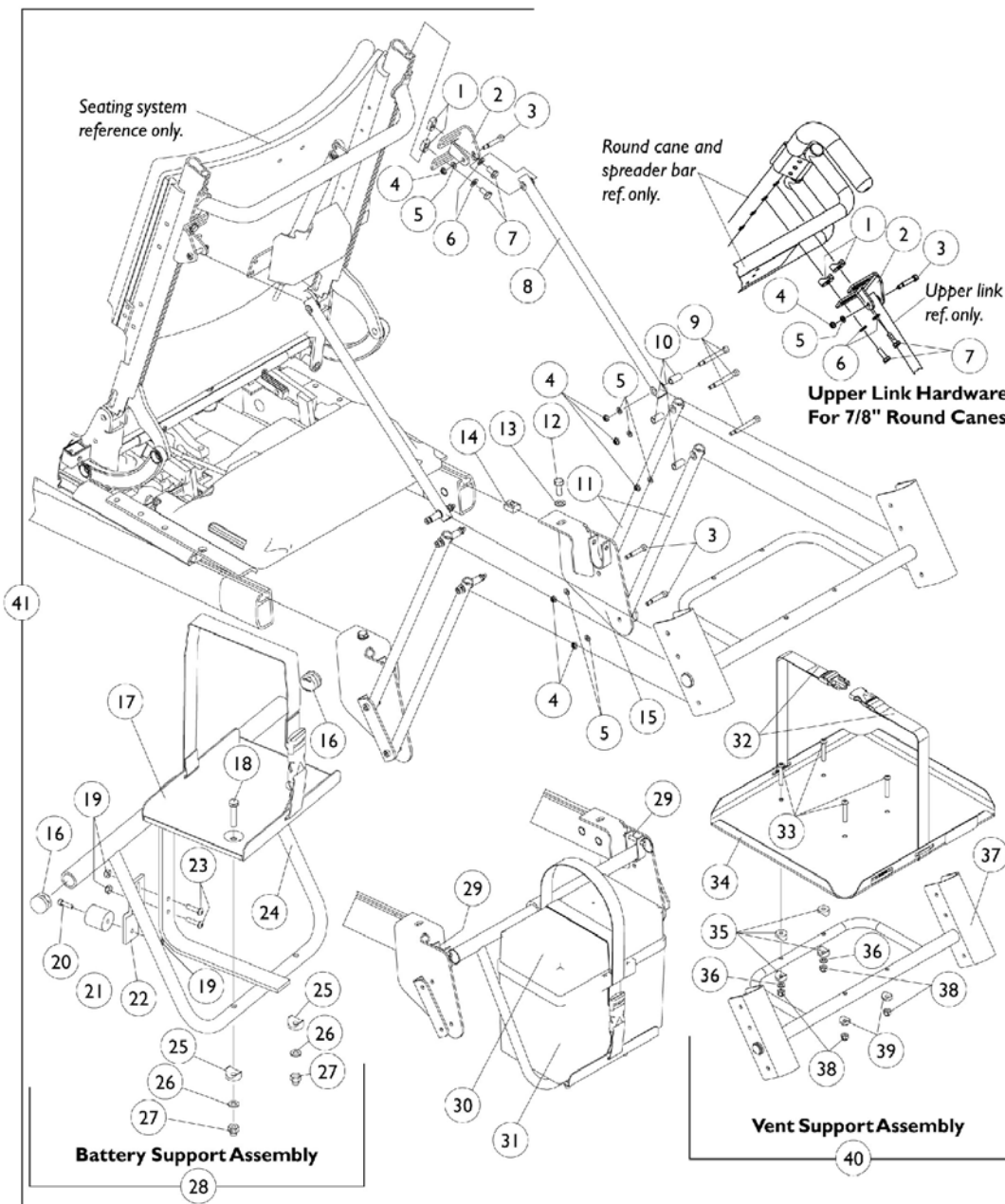
Lateral Support Assembly

Item Number	Note	Part Number	Description	Quantity Per	
				Package	Assembly
1	A	1090200	Kit, Swingaway Lateral Support Assembly w/ Medium Pads	2	1
2			Pad, Lateral Support, Medium (6" Wide x 4" High)	1	2
3			T-Nut (1/4-20)	1	4
4			Screw, Socket Flat Head C'Sunk (1/4-20 x 1/2")	1	8
6			Bracket, Extension Offset, Black (1/2")	1	2
7			Bracket, Extension Offset, Black (1")	1	2
8			Bracket, Extension Offset, Black (2")	1	2
9			Bracket, Flush Mount, Black	1	4
10			Swingaway Bracket - Right	1	1
10			Swingaway Bracket - Left	1	1
11			Screw, Socket Flat Head C'Sunk (#10-32 x 1/2")	1	8
1	A	1090201	Kit, Swingaway Lateral Support Assembly w/ Large Pads	2	1
2			Pad, Lateral Support, Large (6" Wide x 5" High)	1	2
3			T-Nut (1/4-20)	1	4
4			Screw, Socket Flat Head C'Sunk (1/4-20 x 1/2")	1	8
6			Bracket, Extension Offset, Black (1/2")	1	2
7			Bracket, Extension Offset, Black (1")	1	2
8			Bracket, Extension Offset, Black (2")	1	2
9			Bracket, Flush Mount, Black	1	4
10			Swingaway Bracket - Right	1	1
10			Swingaway Bracket - Left	1	1
11			Screw, Socket Flat Head C'Sunk (#10-32 x 1/2")	1	8
5	B	1090198	Kit, Swingaway Bracket Assembly w/ Offset Brackets - Right	1	1
6			Bracket, Extension Offset, Black (1/2")	1	1
7			Bracket, Extension Offset, Black (1")	1	1
8			Bracket, Extension Offset, Black (2")	1	1
9			Bracket, Flush Mount, Black	1	2
10			Swingaway Bracket - Right	1	1
11			Screw, Socket Flat Head C'Sunk (#10-32 x 1/2")	1	4
5	B	1090199	Kit, Swingaway Bracket Assembly w/ Offset Brackets - Left	1	1
6			Bracket, Extension Offset, Black (1/2")	1	1
7			Bracket, Extension Offset, Black (1")	1	1
8			Bracket, Extension Offset, Black (2")	1	1
9			Bracket, Flush Mount, Black	1	2
10			Swingaway Bracket - Left	1	1
11			Screw, Socket Flat Head C'Sunk (#10-32 x 1/2")	1	4

NOTE: A - Includes items 2-4 and 6-11
B - Includes items 6-11

Vent Tray Assembly (RWD)

Vent Tray Assembly is not available when a TRBKTS Option is used



Vent Tray Assembly (RWD)

Vent Tray Assembly is not available when a TRBKTS Option is used

Item Number	Note	Part Number	Description	Quantity Per	
				Package	Assembly
1	B	1082699	T-Nut (1/4-20)	1	4
1	C	1082908	Spacer, Coved (5/16 x 29/32 x 7/16")	1	4
2		1097191	Bracket, Upper Link	1	2
3		1098289	Screw, Socket Head Shoulder (1/4 x 1")	1	6
4		1026035	Locknut (#10-24)	1	12
5		1095360	Washer, Steel (7/8 x 3/8 x 1/16")	1	12
6		1026907	Washer (1/4 x 1/2 x 1/16")	1	4
7	B	1078214	Screw, Hex Head Cap w/ Patch (1/4-20 x 1/2")	1	4
7	C	1045267	Screw, Hex Head (1/4-20 x 3/4")	1	4
8		1097294	Link, Upper	1	2
9		1030957	Screw, Socket Head Shoulder (1/4 x 1-3/4")	1	6
10		1098553	Sleeve (1/4 x 1/16 x 3/4")	1	6
11		1097295	Link, Lower	1	4
12		1039860	Screw, Hex Head Cap with Patch (5/16-18 x 3/4")	1	2
13		1025704	Washer, Flat (5/16 x 5/8 x 1/16")	1	2
14		1069724	T-Nut (5/16-18)	1	2
15		1097202	Bracket, Vent Support, Right	1	1
15		1097203	Bracket, Vent Support, Left	1	1
16		1027095	Plug Button, Black (7/8")	1	2
17		1097292	Battery Tray with Strap	1	1
18		1057955	Screw, Hex Head (1/4-20 x 1-1/4")	1	2
19		1056098	Locknut (#8-32)	1	3
20		1091871	Screw, Socket Head Cap (#8-32 x 5/8")	1	1
21		0060000	Rubber Bumper	1	1
22		1097207	Bracket, Bumper, Black	1	1
23		1003645	Screw, Socket Button Head (#10-32 x 3/4")	1	2
24		1097199	Hanger, Battery	1	1
25		1025457	Spacer, Coved (1/4 x 3/4 x 11/32")	1	2
26		1026907	Washer (1/4 x 1/2 x 1/16")	1	2
27		1044214	Nut, Hex with Nylon Cap (1/4-20)	1	2
28	D	1097208	Battery Support Assembly - 22NF Storm Base Models	1	1
28	E	1097293	Battery Support Assembly - GP24 Storm Base Models	1	1
29		1071602	Pin, Anchor (Captain Seat)	1	2
30		1095747	Battery Box Top	1	1
31		1057944	Battery Box Bottom with Strap	1	1
32		1049846	Strap Assembly, Battery	1	1
33		1008495	Screw, Socket Button Head (1/4-20 x 1-1/2")	1	4
34		1098304	Vent Tray with Strap Assembly	1	1
35		1025457	Spacer, Coved (1/4 x 3/4 x 11/32")	1	4
36		1026907	Washer (1/4 x 1/2 x 1/16")	1	2
37		1098303	Support, Vent	1	1

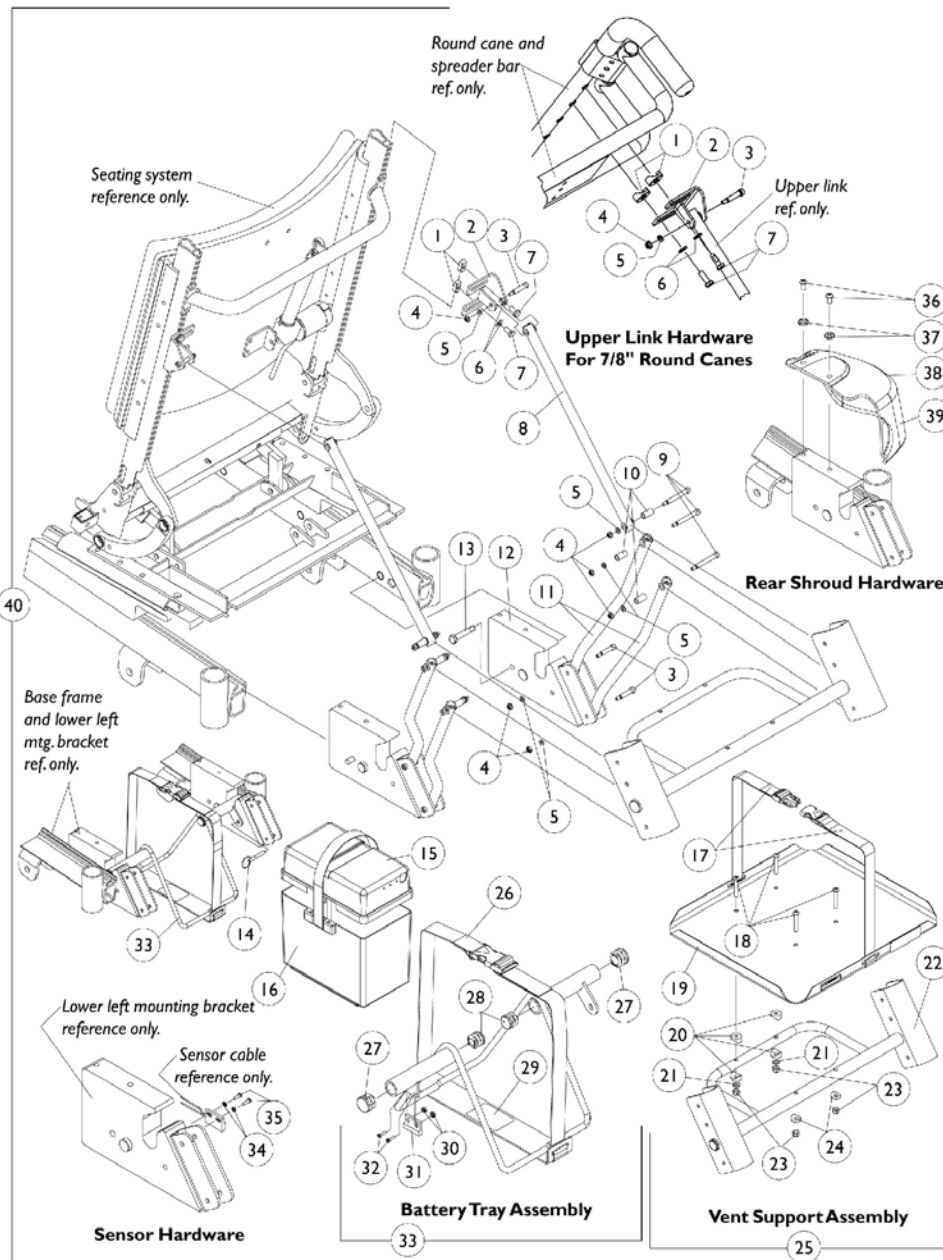
Vent Tray Assembly (RWD)

Vent Tray Assembly is not available when a TRBKTS Option is used

Item Number	Note	Part Number	Description	Quantity Per	
				Package	Assembly
38		7930333	Locknut (1/4-20)	25	1
39		1026099	Spacer, Coved (1/4 x 11/16 x 1/2")	1	2
40	F	1098959	Vent Support Assembly	1	1
41	G,H,J, K	1098968	Vent Tray Kit, RWD	1	1
	A	1098336	Instruction Sheet, Vent Tray Assembly Kit	1	1
	A,G,I,K	1111729	Vent Tray and Extended Anti-tip Wheel Assembly Kit For 3G Storm Series RWD	1	1

NOTE: A - Not Shown
 B - For Extruded Back Canes
 C - For 7/8" Round Back Canes
 D - Includes Items 16-27
 E - Includes Items 16-19, 22-27
 F - Includes Items 32-39
 G - 22NF and GP 24 Batteries
 H - Includes Items 1-27, 29-39, and Instruction Sheet
 I - Kit includes item 41 and a complete pair of extended anti-tip wheel assemblies with instruction sheets. For extended anti-tip wheel assembly components, see 3rd Gen Storm Series parts book form number 00-191.
 J - When ordering a vent tray that wasn't originally ordered on-chair for 3rd Generation Storm Series models, extended anti-tip wheel assemblies must be present. Order the vent tray and extended anti-tip wheel assembly kit part number 1111729.
 K - Used with spring shock systems only

Vent Tray Assembly (FWD)



Vent Tray Assembly (FWD)

Item Number	Note	Part Number	Description	Quantity Per	
				Package	Assembly
1	B	1082699	T-Nut (1/4-20)	1	4
1	C	1082908	Spacer, Coved (5/16 x 29/32 x 7/16")	1	4
2		1097191	Bracket, Upper Link	1	2
3		1098289	Screw, Socket Head Shoulder (1/4 x 1")	1	6
4		1026035	Locknut (#10-24)	1	12
5		1095360	Washer, Steel (7/8 x 3/8 x 1/16")	1	12
6		1026907	Washer (1/4 x 1/2 x 1/16")	1	4
7	B	1078214	Screw, Hex Head Cap w/ Patch (1/4-20 x 1/2")	1	4
7	C	1045267	Screw, Hex Head (1/4-20 x 3/4")	1	4
8		1097294	Link, Upper	1	2
9		1030957	Screw, Socket Head Shoulder (1/4 x 1-3/4")	1	6
10		1098553	Sleeve (1/4 x 1/16 x 3/4")	1	6
11		1098563	Link, Lower	1	4
12		1098699	Bracket, Lower Link Mounting, Black - Right	1	1
12		1098700	Bracket, Lower Link Mounting, Black - Left	1	1
13		1043627	Screw, Hex Head Cap with Patch (5/16-18 x 1-3/4")	1	2
14		1071602	Pin, Anchor (Captain Seat)	1	2
15		1095747	Battery Box Top	1	1
16		1057944	Battery Box Bottom with Strap	1	1
17		1049846	Strap Assembly, Battery	1	1
18		1008495	Screw, Socket Button Head (1/4-20 x 1-1/2")	1	4
19		1098304	Vent Tray with Strap Assembly	1	1
20		1025457	Spacer, Coved (1/4 x 3/4 x 11/32")	1	4
21		1026907	Washer (1/4 x 1/2 x 1/16")	1	2
22		1098303	Support, Vent	1	1
23		7930333	Locknut (1/4-20)	25	1
24		1026099	Spacer, Coved (1/4 x 11/16 x 1/2")	1	2
25	D	1098959	Vent Support Assembly	1	1
26		1098875	Strap Assembly, Battery	1	1
27		1027095	Plug Button, Black (7/8")	1	2
28		1027097	Plug Button, Black (3/4")	1	2
29		1098335	Decal, Warning	1	1
30		P0870X000	Nut, Hex Keps (#4-40)	1	2
31		1024001	Sensor, Actuator Switch	1	1
32		1074128	Screw, Phillips Pan Head (#4-40 x 7/16")	1	2
33	E	1098876	Battery Tray w/ Strap Assembly	1	1
34		1008525	Washer, Internal Tooth Lock (#4-40)	1	2
35		1025116	Screw, Slotted Hex Head (#4-3/8")	1	2
36		1006773	Screw, Socket Head (1/4-20 x 1/2")	1	2
37		1070581	Washer, Nylon Cupped (9/32 x 19/32 x 3/32")	1	2
38		1095489	Decal, Invacare 3-D Logo (2-1/2" L)	1	1
39		1100706-NLA	Rear Shroud with Decal (Liquid Black), Right	1	1
39		1100707-NLA	Rear Shroud with Decal (Liquid Black), Left	1	1
39		1100708	Rear Shroud with Decal (Emerald Green), Right	1	1

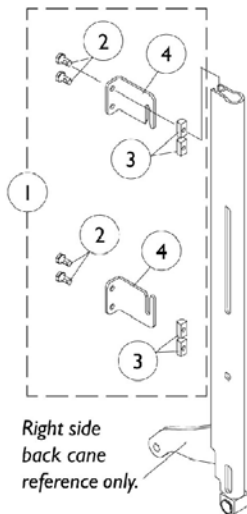
Vent Tray Assembly (FWD)

Item Number	Note	Part Number	Description	Quantity Per	
				Package	Assembly
39		1100709	Rear Shroud with Decal (Emerald Green), Left	1	1
39		1100710	Rear Shroud with Decal (Ocean Blue), Right	1	1
39		1100711	Rear Shroud with Decal (Ocean Blue), Left	1	1
39		1100712	Rear Shroud with Decal (Candy Apple Red), Right	1	1
39		1100713	Rear Shroud with Decal (Candy Apple Red), Left	1	1
40	F	1099960-NLA	Vent Tray Kit (Liquid Black)	1	1
40	F	1099961	Vent Tray Kit (Emerald Green)	1	1
40	F	1099962	Vent Tray Kit (Ocean Blue)	1	1
40	F	1099963	Vent Tray Kit (Candy Apple Red)	1	1
	A	1098336	Instruction Sheet, Vent Tray Assembly Kit	1	1
NOTE: A - Not Shown B - For Extruded Back Canes C - For 7/8" Round Back Canes D - Includes Items 17-24 E - Includes Items 26-32 F - Includes Items 1-39 and Instruction Sheet					

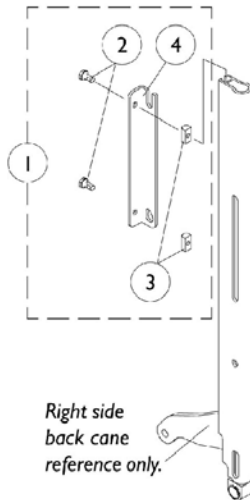
Back Mounting Hardware

(Infinity, Personal, JAY, Silhouette, Contour U Backs w/ Extruded Canes)
(Profile Back w/ 7/8" Round Canes)

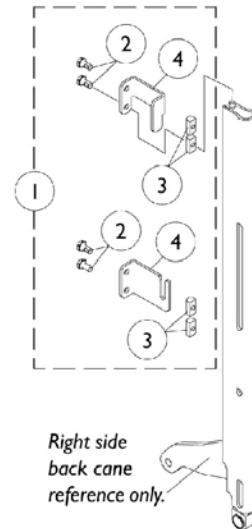
NOTE: V.S.R. is eliminated when back mounting hardware listed below is attached to Recline Only (2GR) and Tilt/Recline (2GTR) seating systems.



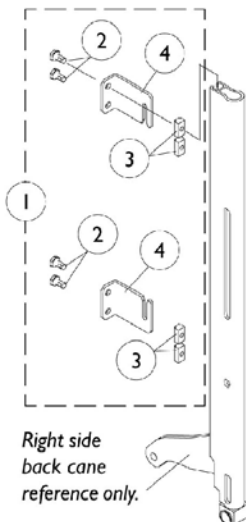
Infinity Back Mounting Hardware



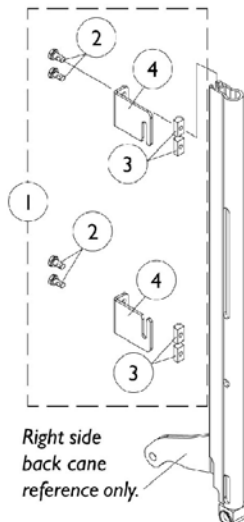
Personal Back Mounting Hardware



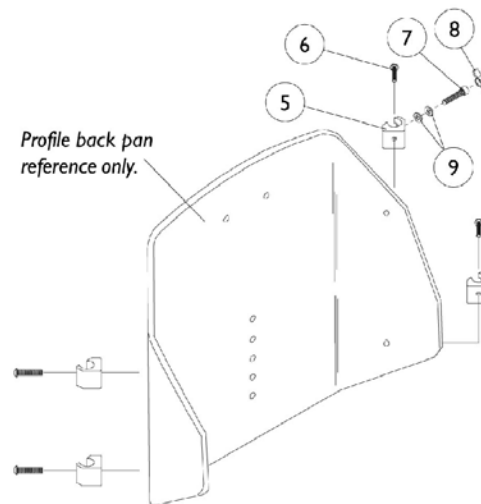
JAY Back Mounting Hardware



Silhouette Back Mounting Hardware



Contour U Back Mounting Hardware



Profile Back Mounting Hardware For 7/8" Round Back Canes

Back Mounting Hardware

**(Infinity, Personal, JAY, Silhouette, Contour U Backs w/ Extruded Canes)
(Profile Back w/ 7/8" Round Canes)**

NOTE: V.S.R. is eliminated when back mounting hardware listed below is attached to Recline Only (2GR) and Tilt/Recline (2GTR) seating systems.

Item Number	Note	Part Number	Description	Quantity Per	
				Package	Assembly
1	A,M	1099776	Hardware, Infinity Back Mounting (Pair)	2	1
1	A,M,Q	1099778	Hardware, Personal Back Mounting (Pair)	2	1
1	A,M	1099777	Hardware, JAY Back Mounting (Pair)	2	1
1	A,M	1102697	Hardware, Contour U and Silhouette Back Mounting (Pair)	2	1
2	L	1028481	Screw, Socket Head (1/4-20 x 1/2")	1	8
2	L	1028481	Screw, Socket Head (1/4-20 x 1/2")	1	4
3	L	1082699	T-Nut (1/4-20)	1	8
3	L	1082699	T-Nut (1/4-20)	1	4
4	B	1099654	Brackets, Back Mounting	1	2
4	C	1099655	Brackets, Back Mounting	1	2
4	D	1099656	Brackets, Back Mounting	1	1
4	E	1099657	Brackets, Back Mounting	1	1
4	F	1099650	Brackets, Back Mounting	1	1
4	G	1099651	Brackets, Back Mounting	1	1
4	H	1099652	Brackets, Back Mounting	1	1
4	I	1099653	Brackets, Back Mounting	1	1
5	K,P	0190500-NLA	Block, Glide (16", 18" and 20" Wide)	1	4
5	K,P	0190600	Block, Glide (17" and 19" Wide)	1	4
6	N,P	0052906	Screw, Socket Button Head (1/4-20 x 3/4")	1	4
6	O,P	0051206	Screw, Socket Head (1/4-20 x 1-1/4)	1	4
7	P	1003545	Screw, Socket Head (1/4-20 x 1-1/4")	1	2
8	P	0226500-NLA	Knob, Tee	1	2
9	P	0050100	Washer, Nylon Flat (1/4 x 1/2 x 1/16")	1	4
	J	1086460	Foam Hand Grip (4-1/2" Long)	1	2

Back Mounting Hardware

(Infinity, Personal, JAY, Silhouette, Contour U Backs w/ Extruded Canes) (Profile Back w/ 7/8" Round Canes)

NOTE: V.S.R. is eliminated when back mounting hardware listed below is attached to Recline Only (2GR) and Tilt/Recline (2GTR) seating systems.

- NOTE:
- A - Includes Items 2-4
 - B - Infinity Back - Upper Left or Lower Right
 - C - Infinity Back - Upper Right or Lower Left
 - D - Personal Back - Right
 - E - Personal Back - Left
 - F - JAY Back - Upper Right
 - G - JAY Back - Upper Left
 - H - JAY Back - Lower Right, Contour U Back - Upper Right or Lower Left (2 each assembly), Silhouette Back - Upper Left or Lower Right (2 each assembly)
 - I - JAY Back - Lower Left, Contour U Back - Upper Left or Lower Right (2 each assembly), Silhouette Back - Upper Right or Lower Left (2 each assembly)
 - J - Not Shown
 - K - New foam grips are required when mounting sliding glide blocks onto the 7/8" round back canes. Existing foam grips will need to be replaced.
 - L - Infinity, JAY, Contour U and Silhouette Backs have 8 ea. assembly where as Personal Back has 4 ea. assembly.
 - M - V.S.R. is eliminated when back mounting hardware is attached to recline only (2GR) and tilt/recline (2GTR) seating systems.
 - N - 16, 18, 20 Wide
 - O - 17 and 19 Wide
 - P - Profile Back Mounting Hardware for 7/8" round canes consist of the following: 4 each of (#0190500 and #0052906 for 16", 18", 20" wide or #0190600 and #0050100 for 17", 19" wide) and 2 each of #1003545, #1056269, #1086460.
 - Q - Personal Back mounting hardware part number 1099778 is not compatible with the new Personal Back 10 and Personal Back 10 Plus models.

Power Wheelchair Tool Kit

I



**Multimeter
with Leads**



**Grounding
Wire**



**1" Test
Leads**



**Protractor/Angle
Locator**



**Invacare
Pen Light**



**Invacare
Tape Measure**



**Invacare
Phillips/Flat Head
Screwdriver**



MKIV Programmer

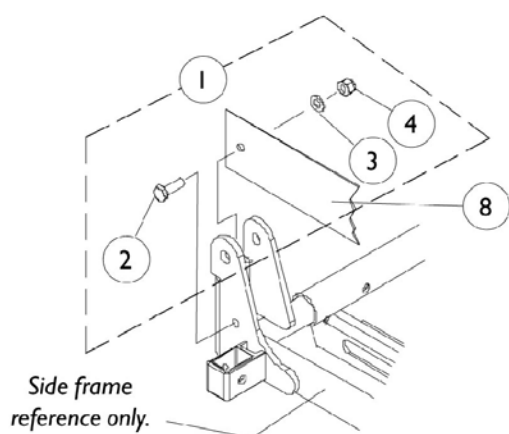


**Virtual Service
Charger Cable**

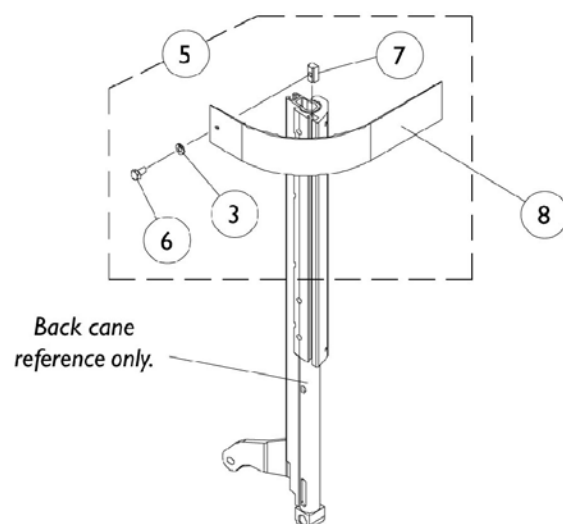
Power Wheelchair Tool Kit

Item Number	Note	Part Number	Description	Quantity Per	
				Package	Assembly
1		1125222	Kit, Power Wheelchair Tool Includes: 1 ea. Multimeter with Leads 1 ea. Locator, Protractor/Angle Magnetic Base 1 ea. Instructions, MKIV Programmer 1 ea. Wire, Grounding with Hand Strap and Clip 1 ea. Leads, 1" Test 1 ea. Light, Pen with Invacare Logo 1 ea. Tape Measure, Compact with Invacare Logo 1 ea. Screwdriver, Pen-Size Phillips/Flat Head 1 ea. Cable, Virtual Service Charger/Modem	1	1

Miscellaneous Accessories



**Seat Positioning Strap
Attaching Hardware**



**Chest Positioning Strap
Attaching Hardware**

Miscellaneous Accessories

Item Number	Note	Part Number	Description	Quantity Per	
				Package	Assembly
1	B	1091505	Hardware, Seat Positioning Strap Attaching (Pair)	2	1
2		1091870	Screw, Socket Button Head w/ Patch (1/4-20 x 3/4")	1	2
3		1026900	Washer (1/4 x 23/32 x 1/16")	1	2
4		7930333	Locknut (1/4-20)	25	1
5	C	1090212	Kit, Chest Positioning Strap Mounting Hardware For Conventional Seating	2	1
3			Washer (1/4 x 23/32 x 1/16")	1	2
6			Screw, Hex Head Cap w/ Patch (1/4-20 x 1/2")	1	2
7			T-Nut (1/4-20)	1	2
8	E,F	1004310	Positioning Strap, Seat/Chest w/ Auto Style Push Button Buckle (Eyelet to Eyelet Length 48")	1	1
8	E,G	1034625	Positioning Strap, Seat/Chest w/ Auto Style Push Button Buckle (Eyelet to Eyelet Length 61")	1	1
8	E,F	1034625.	0	1	1
8	E,G	1034752	Positioning Strap, Seat/Chest w/ Airline Style Buckle (Eyelet to Eyelet Length 61")	1	1
8	D,E	1034745	Positioning Strap, Seat/Chest w/ Hook and Loop Style Buckle (Eyelet to Eyelet Length 61")	1	1
	A	0020200	Legrest Pad w/ Screws, Otto Bock (6" Wide x 9" High)	1	1
	A	0020300	Adapter Plate, Otto Bock Legrest Pad	1	1
	A,I	0143900	Flap, Back Pan Tarsys	1	1
	A,J	0144000	Flap, Back Pan Tarsys	1	1
	A,G	0144100	Flap, Back Pan Tarsys	1	1
NOTE: A - Not Shown B - Includes Items 2-4 C - Includes Items 3, 6, and 7 D - Chest Only E - Positioning strap attaching hardware not included. F - 16-19" Wide G - 20-22" Wide I - 16-17" Wide J - 18-19" Wide					

Invacare Corporation

www.invacare.com



Yes, you can. TM

One Invacare Way
Elyria, Oh USA
44036-2125
800-333-6900

Technical Support
800-832-4707
Florida Technical Support
407-321-5630

Customer Service
800-333-6900

©2008 Invacare Corporation. Elyria, Ohio.
All rights reserved. Trademarks are
identified by the symbols TM and ®. All
trademarks are owned by or licensed to
Invacare Corporation unless otherwise
noted. Otto Bock is a registered trademark
owned by Otto Bock Orthopaedische
Industrie GMBH & Co.. JAY Back is a
registered trademark of Sunrise Medical
HHG, Inc. Corporation (Revised 6/25/08)

Form No. 99-150

Free Manuals Download Website

<http://myh66.com>

<http://usermanuals.us>

<http://www.somanuals.com>

<http://www.4manuals.cc>

<http://www.manual-lib.com>

<http://www.404manual.com>

<http://www.luxmanual.com>

<http://aubethermostatmanual.com>

Golf course search by state

<http://golfingnear.com>

Email search by domain

<http://emailbydomain.com>

Auto manuals search

<http://auto.somanuals.com>

TV manuals search

<http://tv.somanuals.com>