

Invacare®
Essential™
Series
Seating
Products

Invacare® Essential™ Series Seating Products



Yes, you can.™



Invacare® Essential™ Series: Simple seating solutions for comfort, fit and function.

For clients with mild to moderate seating needs, the Invacare® Essential™ Series Cushions offer a wide range of simple but highly functional solutions. Essential and Single Density cushions are designed to provide stability and comfort at an affordable price. The Invacare® Comfort-Mate Extra cushion goes one step further with a comfortable, molded design and a durable moisture-proof coating. For clients considered to be at higher risk of skin breakdown, the Invacare® Personal SeatVF™ is an anatomically molded cushion with sensitive visco-elastic foam ischial relief.

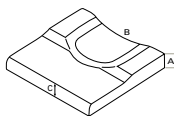


Invacare® Single Density Cushion

Model no. SD

- Contoured deformation cut foam provides comfort and stability
- Available in over 100 custom sizes
- Waterproof cover with non-slip bottom

Cushion Thickness
 A Height at rear (adductor) 2"
 B Height at rear (center) 1.5"
 C Height at front 2.5"
 Cushion weight approximately 2 lb.



Invacare® Personal SeatVF™ Cushion

Model no. PSVF

- Anatomically molded polyurethane foam base provides postural support and pressure redistribution
- Visco-elastic foam in ischial relief area protects sensitive bony prominences
- Very lightweight and low maintenance
- Moisture-proof coating seals and protects foam from moisture; easily wipes clean
- Water-resistant cover removes easily for laundering

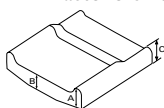


Invacare® Essential™ Cushion

Model no. EC

- Molded polyurethane foam provides comfort and durability
- Waterproof cover protects foam from moisture
- Non-slip bottom with hook and loop fasteners keeps cushion securely in place

Cushion Thickness
 A Height at adductor 3.25"
 B Height at abductor 2.25"
 C Height at rear 2"
 Cushion weight approximately 2 lb.

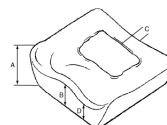
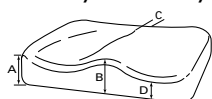


Invacare® Comfort-Mate Extra Cushion

Model no. CMEX

- Comfortable, molded dual-firmness polyurethane foam promotes good postural position
- Moisture-proof coating seals and protects foam from moisture; easily wipes clean
- Water-proof cover removes for laundering
- Beveled sides allow cushion to be used easily with Infinity™ Drop Base

Cushion Thickness
 A Height at adductor 2.625"
 B Height at abductor 3.0"
 C Height at rear 1.75"
 D Height at leg trough 2.25"
 Cushion weight approximately 2.3 lb.



Cushion Thickness
 A Height at adductor 4.0"
 B Height at abductor 4.0"
 C Height at rear 3.5"
 D Height at leg trough 3.0"
 Cushion weight approximately 3 lb.

The newly re-designed Invacare® Essential™ Series Backs combine simplicity of design with effectiveness of application. The highly popular Personal Backs continue to provide the comfort, postural support and spinal alignment that you have come to expect; however, the new backs are now more easily installed and adjusted. The new Quick Set™ hardware features self-adjusting cane clamps and a quick release knob for easy removal of the backs. The Personal Back™10 shells also have been redesigned for increased comfort and stability. The Personal Back™10 Plus laterals have been redesigned for increased ease of upper extremity movement. All new Personal Back10 backs feature a built-in headrest mounting pattern, angle adjustment plate, and come standard with comfortable polyurethane foam. Viscoelastic foam may be ordered for added comfort at no extra charge.



Invacare® Personal Back™ 10

Model nos. PBR, PBT

- Contoured to provide moderate midline support
- Available in regular and tall heights
- Lightweight aluminum shell
- Waterproof, breathable outer cover



Invacare® Personal Back™ 10 Plus

Model nos. PPR, PPT

- Deeper lateral contouring provides increased midline support without interfering with upper extremity range of motion
- Often recommended when using foam-in-place kit
- Available in Regular and Tall heights
- Lightweight aluminum shell
- Waterproof, breathable outer cover



Invacare® Quick Set™ Hardware

- Multiple depth and recline adjustments can be made while client is seated
- Seat angle adjustability from 0 to 30 degrees
- Self-adjusting cane clamps eliminate need to remember back cane tubing diameter

Quick Set™ hardware allows for installation and adjustment of the Personal Back 10 backs in less than 10 minutes!



Invacare® Personal Back™ 10 Foam-In-Place Kit

Model nos. PBRF, PBTF, PPRF, PPTF

- Provides support and positioning for a more customized fit
- Foam-in-Place backs can be molded to the user's shape in minutes
- Molded insert easily removes for modification or remolding to meet the client's changing needs



Yes, you can.™

Seat Accessories



CUSHION RIGIDIZER

Model no. CR

- Molded plastic solid-seat insert, very lightweight with slim profile
- Eliminates hammock effect of sling upholstery
- Securely attaches to the cushion bottom inside the cover




INFINITY™ DROP BASE

Model no. IDB

- Width adjustable: Three sizes fit wheelchairs from 14" to 22" wide
- Height/Angle adjustable: Up to 2" of drop provided
- Portable quick-release hardware allows easy removal of base from wheelchair

Belts and Straps



BELTS AND STRAPS

A) SSSM, SSMD, SSLG

- Three sizes of shoulder supports fit child, junior and adult

B) BPSSM, BPSMD, BPSLG

- Three sizes of padded lap belts fit child, junior and adult - Pinch release buckles

C) SB05

- Push-button style release provides secure attachment

D) 4PTSM, 4PTMD, 4PTLG

- Three sizes of four-point lap belts to fit child, junior and adult - Push button release buckle

Miscellaneous



FOAM-IN-PLACE KIT

Model no. FP64A

- Easy-to-use kit provides custom-molded foam insert in minutes
- Can be used with Personal Back/Personal Back Plus



CUSHION REPAIR KIT

Model no. CRK

- Moisture-proof sealant allows easy repair of coated products after modification
- Suggested for coated cushions (Comfort-Mate Extra, Personal Seat VF, Silhouette® and ContourU®)

Headrests



BASIC HEADREST

Model no. BSNC, BSNA

- Padded to provide comfortable occipital support
- Horizontal and vertical adjustable hardware
- Outer cover easily removes for laundering



ADJUSTABLE HEADRESTS

Model nos. A) HR02S; B) HR03S; C) HR04S; D) HR01S

- Contoured head and neck supports available in four styles
- Dual-ball swivel hardware for multi-plane adjustment
- Durable steel reinforced polyurethane pads - easily wipe clean



HEADREST MOUNTING

- Pre-drilled mounting pattern is standard feature to easily mount headrests to the Personal Back10 backs

Lap Trays



FULL TRAY - HOOK AND LOOP MOUNT

Model no. LTAFL, LTCCL

- Nearly unbreakable clear polycarbonate tray surface
- Easily attaches to chair armrest with hook and loop straps
- Removable trim allows thorough cleaning



FULL TRAY - SLIDE-ON MOUNT

Model no. LT02A

- Nearly unbreakable clear polyester resin tray surface
- Width adjustable mounting hardware securely fastens tray to chair arm pads
- Molded-in rim helps keep items on tray



HALF TRAY - SWINGAWAY

Model no. LTUL, LTUR

- Nearly unbreakable clear polycarbonate tray surface
- Tray securely bolts to wheelchair armrest
- Tray easy to swing away when not in use

Invacare Corporation
www.invacare.com

USA

One Invacare Way
Elyria, Ohio
44035-4190
(800) 333-6900

Canada

570 Matheson Blvd. E.
Unit 8
Mississauga, Ontario
L4Z 4G4 Canada
(800) 668-5324

Invacare, Contour U and Silhouette are registered trademarks and Essential, Infinity, Personal Seat VF, Personal Back10, Personal Back10 Plus, Quick Set and Yes, you can. are trademarks of Invacare Corporation. Specifications are subject to change without notification.

© 2003

Invacare Corporation

Form No. 01-320
Rev. 02/03



"Invacare says 'Yes, you can', and I couldn't have said it better myself."

Free Manuals Download Website

<http://myh66.com>

<http://usermanuals.us>

<http://www.somanuals.com>

<http://www.4manuals.cc>

<http://www.manual-lib.com>

<http://www.404manual.com>

<http://www.luxmanual.com>

<http://aubethermostatmanual.com>

Golf course search by state

<http://golfingnear.com>

Email search by domain

<http://emailbydomain.com>

Auto manuals search

<http://auto.somanuals.com>

TV manuals search

<http://tv.somanuals.com>