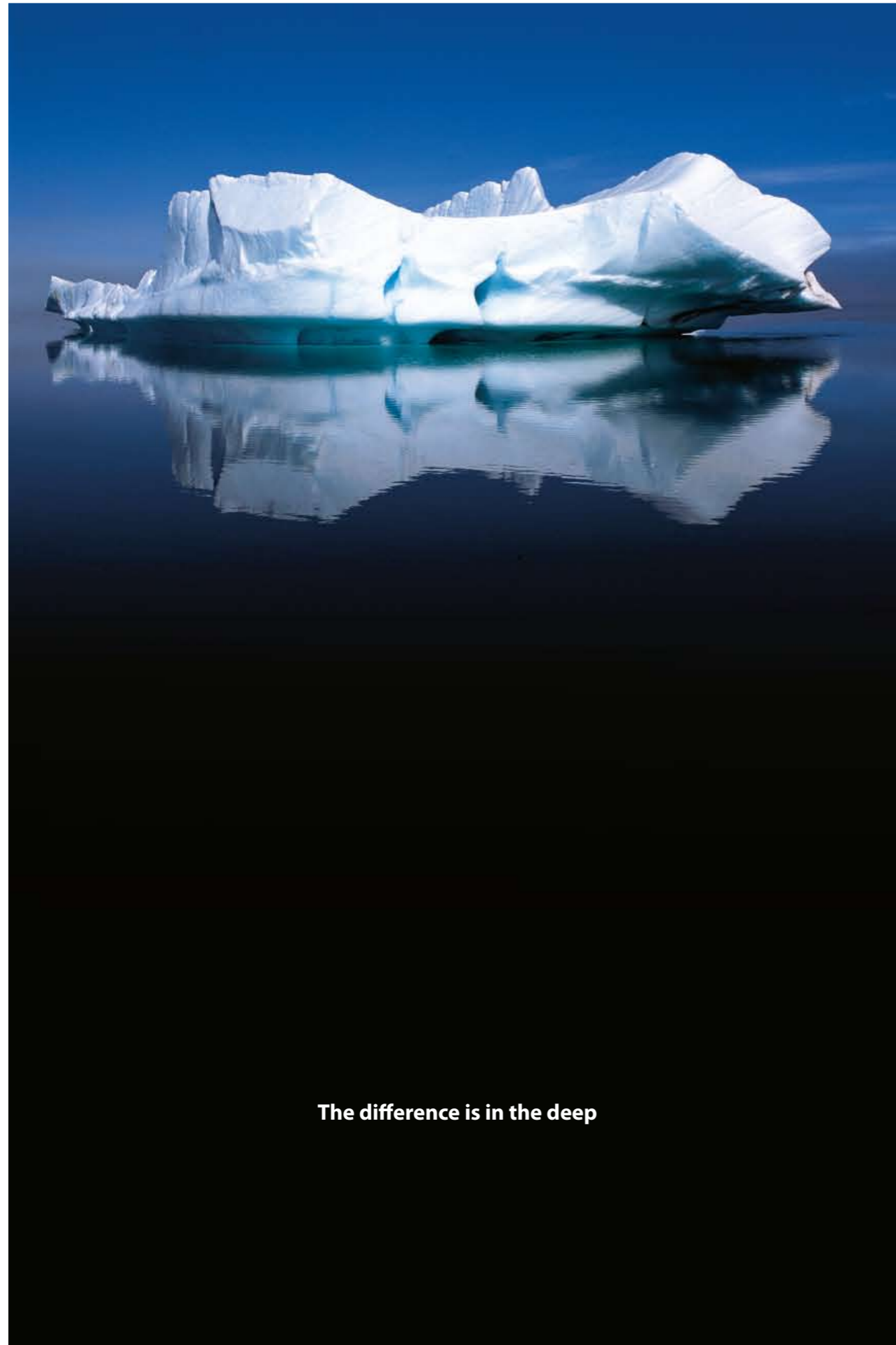


Let us entertain you

SUBWOOFER LINE



Jamo
Danish Sound Design



The difference is in the deep

What is a subwoofer?

A subwoofer is a dedicated bass loudspeaker made specifically to reproduce sound at the lower end of the audio spectrum under 200 Hz. As their popularity has gained, subwoofers have become a natural and essential part of the home cinema and stereo experience. Adding a subwoofer to your sound system gives you a richer, more faithful audio representation of movies, TV and music. The high-quality subwoofers of today are always active with their own integrated amplifier and power supply.

The difference is in the deep

It is a well-known fact that as much as 90% of an iceberg is hidden beneath the surface. When it comes to home theatre systems, people often settle for solutions that only show the tip of the audio iceberg, all too often missing the difference the deep makes.

A complete Jamo audio solution doesn't leave you looking for more, but rather gives you an experience for all your senses. You won't have to use your imagination to compensate for the hidden elements of your sound experience: Jamo subwoofers raise the audio iceberg to the surface.

No short cuts

A subwoofer must be able to handle extreme power demands and peak loads. Designing a serious subwoofer is therefore a time-consuming, complicated task, involving expensive materials and skilled engineers. By designing a dedicated line of audiophile, high-quality subwoofers, Jamo wants to demonstrate the difference a "real" subwoofer can make to your sound experience. Our goal is to develop subwoofers that really fill out the wall of sound.

Look, listen and feel

Sound is a three-dimensional experience meant to stimulate more than just your ears. To illustrate what we mean, we have focused on three senses.

Look

Because it is invisible, sound's central role in the complete film experience is often overlooked. But it is without doubt sound that completes the picture. The rise of digital sound formats such as DTS® and Dolby Digital® and a quality standard like THX® have taken film into a new époque. Although film is a visual media, it is widely recognized today that sound counts for an increasingly significant part of the total experience. If you are in doubt, just try muting your TV next time you watch the latest blockbuster movie.

Listen

To hear the difference between a sound system with a subwoofer and one without, just listen. One with a well-constructed subwoofer will give you full, rich and impressive sound, as near to real life as possible, while one without will leave you wanting more. But adding a subwoofer to your system won't work unless it can be adjusted to blend seamlessly into the sound of the existing speakers.

Feel

Sound consists of a spectrum of tones with varying frequencies. Your ear not only hears the lowest frequencies, your body feels the vibrations of these deep sound waves. If amplified and sent out of the subwoofer properly, that physical gut pumping feeling from live concerts and cinemas can be replicated in your living room. Close your eyes, cover your ears and feel the difference.



Find the right subwoofer

Jamo's subwoofer line-up is comprised of more than just highly versatile, quality products; each member of the range can be combined with an existing Jamo sound system or another quality brand. Our subs are specially designed to broaden your experience of low frequencies, from explosions and earthquakes to subtle musical nuances and dynamic peaks.

A number of things must be considered when matching a speaker system and a subwoofer: price, musical taste and preferences, and the acoustic characteristics of the speakers and the room. Jamo subwoofers therefore feature a wide variety of controls such as variable phase control and variable cut of frequency control. Starting with our SUB 550 and upwards, our subwoofers feature boundary gain compensation (BGC), which filters excessive bass, giving you a flatter, more accurate bass response in the room. BGC gives you greater flexibility when choosing your favourite listening position in the room and the subs' location.



SUB 250

The SUB 250 is the most compact subwoofer in the line-up. An 8in woofer unit is housed in the SUB 250's unique slotted port cabinet. It also features a powerful BASH® amplifier capable of delivering 250W of peak power. Relative to its size and price, the SUB 250 delivers outstanding performance and is capable of producing bass frequencies down to 30 Hz.



SUB 300

The SUB 300 is equipped with a powerful 10in long-throw woofer unit and an amplifier capable of delivering 300W of peak power. The cabinet is based on the same design principle as the SUB 250. The powerful amplifier, increased cabinet size and unique design make this subwoofer capable of delivering both a higher sound pressure level (SPL) and a flat frequency response, down to 28 Hz. The SUB 300 is equipped with a front-mounted volume control for easy adjustment.



SUB 550

The SUB 550 is a powerful step-up in Jamo's subwoofer line-up. This powerful sub combines a hard working 10in long-throw woofer unit and an amplifier capable of delivering an awesome 550W of peak power. It is all nicely packed together in a slotted port cabinet built on the same principles as the SUB 300. With frequencies as low as 26 Hz, the SUB 550 reaches new dimensions in your music and movie collections. And like the SUB 300, this model is also equipped with a front-mounted volume control for easy adjustment.



SUB 650

The SUB 650 is intended for high-performance speaker systems. Unique in Jamo's subwoofer line, the SUB 650 features a powerful front-firing design with an explosive 12in long-throw woofer. The SUB 650 is placed in an entirely closed cabinet, freeing it of any port noise. SUB 650 gives you extremely precise and tightly controlled sound reproduction. It is ideal for the demanding audiophile or musical connoisseur who wants to recreate the dynamic feeling of a live concert or cinema visit. With an impressive 650W of peak power and a frequency range from 24 Hz to 150 Hz the SUB 650 is "The top of subs".



The inner and outer qualities

Cabinets

All four models are made of solid, resonance-dead MDF board and come in several finishes. Except for the SUB 650, which features a closed cabinet design, the other subs feature an integrated slotted port cabinet. This allows for deeper tuning, superior power handling and distinct sonic fidelity. Last but not least, the integrated port design ensures great rigidity and stability in the cabinet design.

Amplifiers

All four Jamo amplifiers feature highly efficient BASH® amplifier technology, which combines the musical quality of class A/B amplifiers with the efficiency of class D amplifiers. BASH® technology translates into more efficient, yet more powerful amplification without the heat associated with conventional amplifiers. All four subwoofers feature a convenient on/auto/off switch and built-in limiter, which means that sound reproduction will always be clean and as well defined as intended.

Drivers

At the heart of these powerful subwoofers are new, long-throw super drivers, capable of moving large amounts of air with incredible speed and precise control. The 8in and 10in drivers feature Ø 38mm/1.5in four-layer voice coil and the 12in driver from the SUB 650 is equipped with a Ø 50mm/2in, four-layer voice coil. The heavy magnet systems feature a vented pole piece in order to avoid over/under pressure behind the dust cap (mechanical damping) when the cone is moving. These units are an important part of the reason why the four subs all offer top specifications and peak performance.

Test tones

To get the full benefit of your new subwoofer you have to adjust the phase and optimise the sound in relation to the room in which you place your speakers. To make this process easy we have placed two different modulated tones in the download section of www.jamo.com.

Placement tone

This is a modulated tone that sweeps up and down in the lower frequencies. This will help you find peaks and dips in your room. The perfect spot for your subwoofer is where you hear the least peaks and dips – or put another way, the flattest response.

Phase adjustment tone

This test tone will help you phase your sub correctly and hence create the perfect integration between the subwoofer and your frontspeakers. This adjustment is extremely important if you want harmonious, well-balanced sound from your speakers.

For more detailed information go to www.jamo.com.





SUB 250



SUB 300



SUB 550



SUB 650

Specifications:

Type	SUB 250	SUB 300	SUB 550	SUB 650
System	Slotted Port Cabinet	Slotted Port Cabinet	Slotted Port Cabinet	Closed Cabinet
Woofer [in / mm]	8 / 203	10 / 254	10 / 254	12 / 305
Rated Output [W]	250	300	550	650
Frequency range [Hz]	30-150	28-150	26-150	24-150
Impedance [Ohm]	22k	22k	22k	22k
12 V trigger	No	No	No	Yes
Phase	Variable	Variable	Variable	Variable
Cut off frequency [Hz]	40-150	40-150	40-150	40-150
Limiter	Yes	Yes	Yes	Yes
Boundary Gain. Comp.	No	No	Switch	Variable
Dimension HxWxD [mm / in]	325x267x469 12.8x10.5x18.5	378x310x507 14.9x12.2x20.0	396x325x530 15.6x12.8x20.9	419x400x418 16.5x15.7x16.5
Weight [kg / lb]	13 / 28.7	18.9 / 41.7	21.6 / 47.6	22.2 / 48.9
Finish	Black Ash, Dark Apple, Golden Maple, Brushed Alu	Black Ash, Dark Apple, Golden Maple	Black Ash, Dark Apple, Golden Maple	Black Ash, Dark Apple, Golden Maple

Jamo[®]
Danish Sound Design




Finish

Black Ash

Dark Apple

Golden Maple

Brushed Alu



Free Manuals Download Website

<http://myh66.com>

<http://usermanuals.us>

<http://www.somanuals.com>

<http://www.4manuals.cc>

<http://www.manual-lib.com>

<http://www.404manual.com>

<http://www.luxmanual.com>

<http://aubethermostatmanual.com>

Golf course search by state

<http://golfingnear.com>

Email search by domain

<http://emailbydomain.com>

Auto manuals search

<http://auto.somanuals.com>

TV manuals search

<http://tv.somanuals.com>