

amiga™ whirlpool bath and soaking bath

never has there been a friend—an “amiga”—so comforting, so indulging: the amiga™ whirlpool bath.



Your best friend at the end of any long day, the Amiga™ a simple, enveloping form.

features:

- 3 fully adjustable TheraPro™ jets with a maximum flow rate of 30 GPM per jet
- 4 directionally adjustable AccuPro™ jets
- Sculpted armrest
- Contoured backrest
- Energy-efficient, self-draining pump
- Patented Silent Air™ induction system
- Slip-resistant bottom
- Exclusive Tru-Level™ self-leveling base system
- Drain included on whirlpool baths

amiga™ whirlpool bath

model number: N890 – RH, N888 – LH

exterior dimensions:
72" long x 36" wide x 20¾" high

interior dimensions:
45" long x 22" wide

of Jets/type of Jets:
3 TheraPro™ Jets,
4 AccuPro™ Body and Side Jets

operating gallons:
50 gallons

amiga™ soaking bath

model number: 9180

exterior dimensions:
72" long x 36" wide x 20¾" high

interior dimensions:
45" long x 22" wide

Detail: The Amiga™ whirlpool bath includes three exclusive Jacuzzi® TheraPro™ massaging jets and a sculpted armrest.





Amiga™ Whirlpool Bath

Model: N890, N888

Amiga™ Bath

Model: 9180

Ordering Information

Product Code:

N890 Amiga™ Whirlpool Bath
Right Hand

N888 Amiga™ Whirlpool Bath
Left Hand

9180 Amiga™ Bath

- Right and Left Hand Drain Location
- Accessories / Hardware:
 - HTC Jet Trim Kit: #D095
 - 2 x BMH Jet Trim Kit: #J869
- Trim Kit Finishes Available:
 - (827) - Chrome
 - (898) - Brushed Chrome
 - (815) - Satin Nickel
 - (829) - Bright Brass
 - (805) - Platinum
 - (826) - Brushed Nickel
 - (845) - Oil Rubbed Bronze

Installation Notes

Refer to installation instructions included with fixture before beginning installation. Please confirm product availability and specifications before commencing with any installation work.

PRODUCT SPECIFICATIONS AND AVAILABILITY ARE SUBJECT TO CHANGE WITHOUT NOTICE.

Electrical Components and Electrical Specifications do not apply to non-jetted baths.

Technical Specifications

Dimensions

72" L x 36" W x 20-3/4" H
(1829) mm L x (914) mm W x (533) mm H

Drain/Overflow

A: 16-7/8" (429 mm) B: 14" (356 mm)

Cutout

70" x 34"

Total Weight

N890, N888: 772 lb. (351 kg) / 43 lb/sq. ft. (209 kg/m²)
9180: 738 lb. (335 kg) / 41 lb/sq. ft. (200 kg/m²)

Operating Gallonage

50 U.S. Gal. (186 Liters)

Product Weight

N890, N888: 105 lb. (48 kg)
9180: 71 lb. (32 kg)

Skirt Mounting

Optional U-Frame

Electrical Specifications Models N890, N888 only

Requires a dedicated GFCI protected separate circuit.

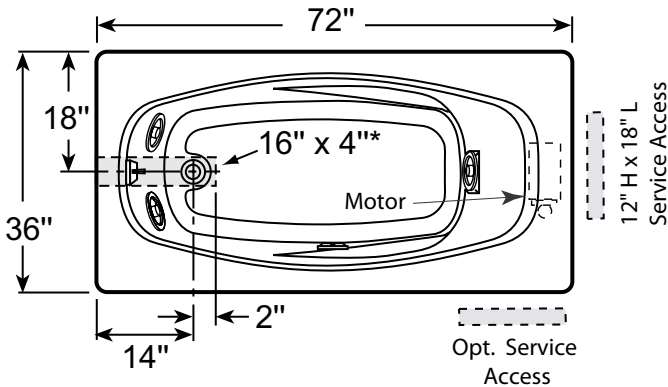
Motor/Pump: 120 VAC, 15 AMP, 60 Hz.

RapidHeat™: 120 VAC, 15 AMP, 60 Hz.

Heater (Optional) Models N890, N888 only

Requires a dedicated GFCI protected separate circuit.

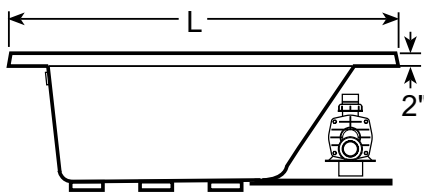
RapidHeat™: P/N S750000



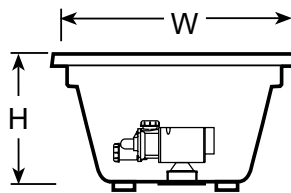
Product Shown: Amiga™ Whirlpool Bath Left Hand Shown Model: N888

* Measurements inside unit represent cutout in floor to allow for drain/overflow.

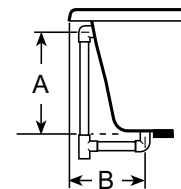
Minimum Service Access dimensions given.



SIDE VIEW



END VIEW



DRAIN/OVERFLOW

Free Manuals Download Website

<http://myh66.com>

<http://usermanuals.us>

<http://www.somanuals.com>

<http://www.4manuals.cc>

<http://www.manual-lib.com>

<http://www.404manual.com>

<http://www.luxmanual.com>

<http://aubethermostatmanual.com>

Golf course search by state

<http://golfingnear.com>

Email search by domain

<http://emailbydomain.com>

Auto manuals search

<http://auto.somanuals.com>

TV manuals search

<http://tv.somanuals.com>