



# OPTIMA TV ANTENNA

UHF/VHF/FM ANTENNA  
THE NEW STANDARD IN TV ANTENNA TECHNOLOGY  
OPERATING INSTRUCTIONS

## INTRODUCTION:

The OPTIMA Antenna represents the first significant development in television antenna technology since the invention of the rabbit ears. The technology used by OPTIMA was first developed for use in military airborne radar warning receivers, but has been adapted through the development of proprietary *Frequency Independent Coupling™* (FIC™) Circuitry to work in television applications.

One of the key characteristics of *Frequency Independent Coupling* and the OPTIMA Antenna is that the requirement for adjustment of the antenna as you change channels is greatly reduced. You will notice this in your day to day use of the antenna, when you will be able to go through nearly all of the channels without adjusting the antenna at all.

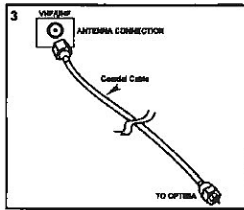
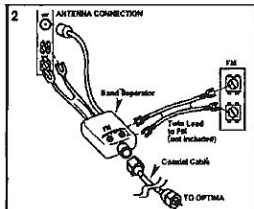
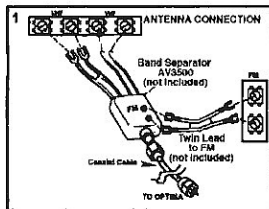
And because the FIC system is capable of receiving linearly polarized signals at any angle of polarization, the signal fading that is so prevalent with conventional indoor antennas is virtually eliminated. This means clearer pictures and more vibrant colors than you will receive with other antennas.

## INCLUDES:

1-OPTIMA Antenna 1-54" Coaxial Cable 1-AC Adaptor

## INSTALLATION:

The OPTIMA UHF/VHF/FM antenna is designed to work with any television set, VCR, or FM stereo. Check the rear of your set to determine what type of antenna input it has, and refer to the appropriate chart below.



## OPERATION:

1. Make sure the antenna is connected to the connector on the rear of your TV as shown above.
2. Plug the AC adaptor into any 120 volt wall outlet, and the other end into the DC power jack located on the rear of the antenna base.
3. The LED on the front of the antenna will light up, indicating that the antenna is on.
4. Extend the rabbit ears, and place them as horizontal as space permits. You may find that you do not need to extend the rabbit ears all the way for good performance.
5. Adjust the rabbit ears, and rotate the entire antenna until you find the position that gives you the best picture. For best performance, you may need to make sure that no part of the antenna is touching any wall or metal object.
6. No adjustments are required for the amplifier. It is pre-tuned to work at the optimum level of performance at any station.
7. The amplifier is always on when the AC adaptor is plugged into the wall outlet. The amplifier can be left on at all times (even when not in use) because of the extremely low power requirements of the OPTIMA antenna.

## WARNING:

1. This is a precision device, and must be handled with care for optimum performance.
2. Only use the AC adaptor supplied with this antenna. Use of other AC adaptors may damage the antenna.
3. Do not use this product near water or if you are wet.
4. Do not disassemble this product. There are no serviceable parts inside, and opening this product may expose you to dangerous voltages.
5. Do not use outdoors. This product is for indoor use only.

**LIMITED WARRANTY:** Jasco Products warrants this product to be free from manufacturing defects for a period of ninety days from the original date of consumer purchase. This warranty is limited to the repair or replacement of this product only and does not extend to consequential or incidental damage to other products that may be used with this unit. This warranty is in lieu of all other warranties express or implied. If unit should prove defective within the warranty period, return prepaid with dated proof of purchase to:

Jasco Products Co., Inc.  
311 N.W. 122nd  
Oklahoma City, OK. 73114

## Free Manuals Download Website

<http://myh66.com>

<http://usermanuals.us>

<http://www.somanuals.com>

<http://www.4manuals.cc>

<http://www.manual-lib.com>

<http://www.404manual.com>

<http://www.luxmanual.com>

<http://aubethermostatmanual.com>

Golf course search by state

<http://golfingnear.com>

Email search by domain

<http://emailbydomain.com>

Auto manuals search

<http://auto.somanuals.com>

TV manuals search

<http://tv.somanuals.com>