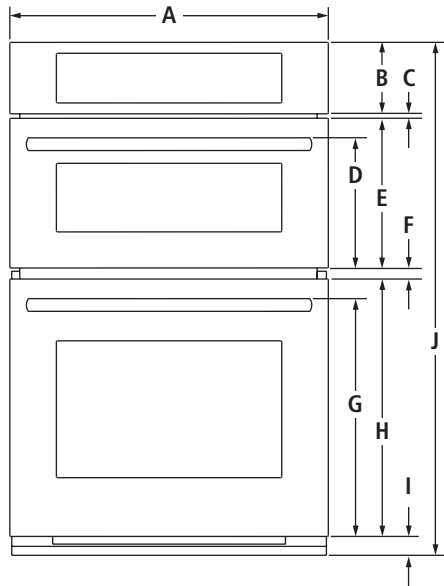


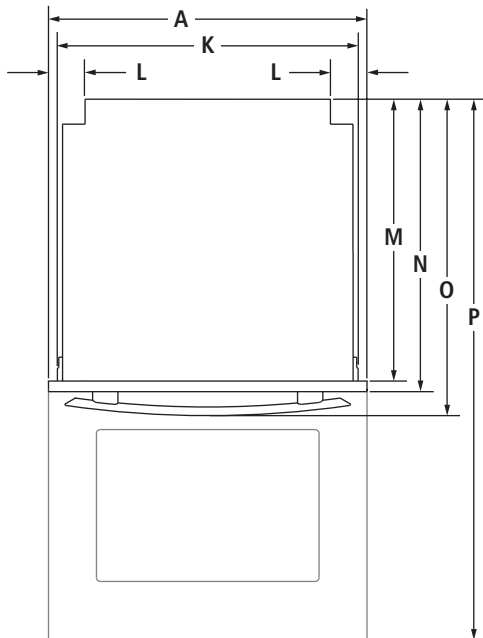
27" COMBINATION MICROWAVE/WALL OVENS

JMW2427W, JMW2327W – 26³/₄" x 43¹/₈" x 26³/₄"

PRODUCT DIMENSIONS



FRONT VIEW



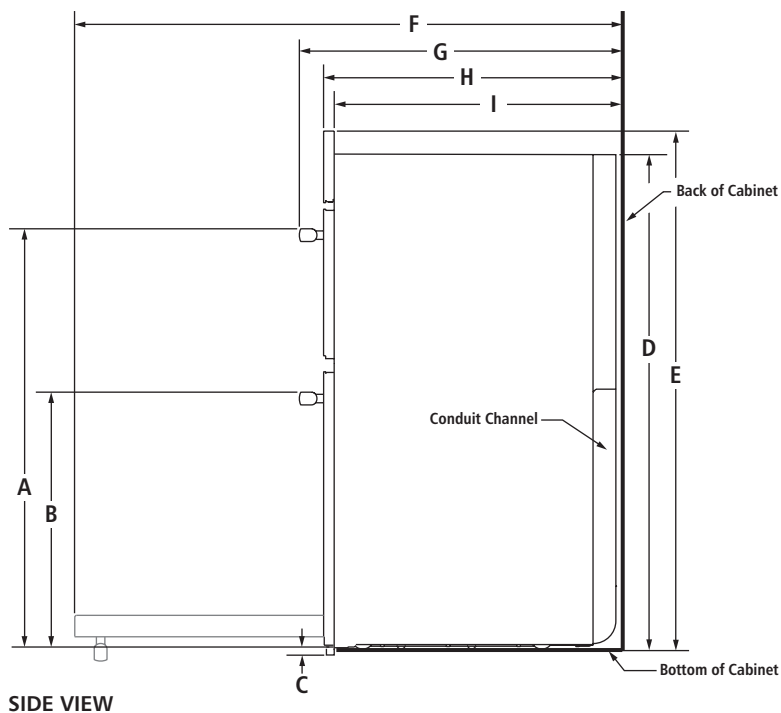
TOP VIEW

MODEL #		JMW2427W	
		JMW2327W	
		in	cm
A	Overall width		
	Euro-Style Stainless	26 ³ / ₄	67.9
	Floating Glass	26 ⁵ / ₈	67.6
B	Height of control panel	6	15.2
C	Space between control panel and door	³ / ₈	0.9
D	Height to top of microwave oven handle	11	28.0
E	Height of microwave oven door	12 ⁵ / ₈	31.9
F	Space between doors	1	2.4
G	Height to top of oven handle	20	50.7
H	Height of oven door	21 ⁵ / ₈	54.9
I	Height of trim	1 ¹ / ₂	4.0
J	Overall height	43 ¹ / ₈	109.4
K	Width of recessed oven	25 ¹ / ₄	64.1
L	Width of conduit channel	2	4.9
M	Depth of recessed oven	23 ⁷ / ₈	60.5
N	Depth with doors	24 ³ / ₄	62.8
O	Depth with handles	26 ³ / ₄	68.0
P	Depth with door fully open	45 ³ / ₈	115.2

27" COMBINATION MICROWAVE/WALL OVENS

JMW2427W, JMW2327W – 26³/₄" x 43¹/₈" x 26³/₄"

DIMENSIONS AS INSTALLED

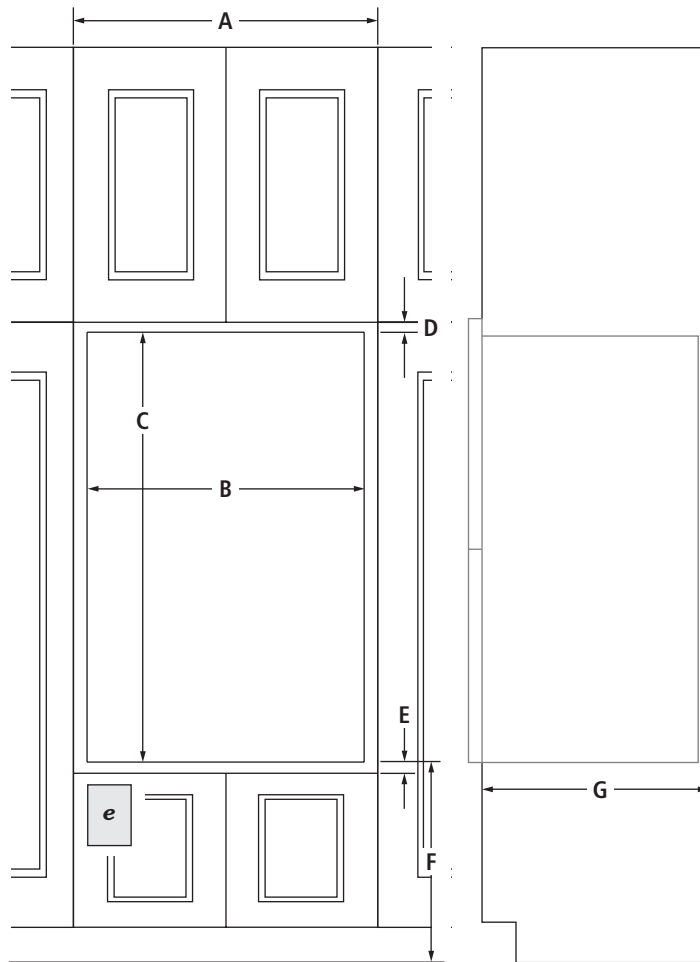


MODEL #		JMW2427W	
		JMW2327W	
		in	cm
A	Height to top of upper handle	34 ⁷ / ₈	88.7
B	Height to top of lower handle	21 ³ / ₈	54.4
C	Height of trim extending below cutout	1/4	0.6
D	Height of recessed oven	41	104.2
E	Height to top of control panel	43	109.1
F	Depth with door fully open	45 ³ / ₈	115.2
G	Depth with handles	26 ³ / ₄	68.0
H	Depth with doors	24 ³ / ₄	62.8
I	Depth of recessed oven	23 ⁷ / ₈	60.5

27" COMBINATION MICROWAVE/WALL OVENS

JMW2427W, JMW2327W – 26³/₄" x 43¹/₈" x 26³/₄"

OPENING/CLEARANCE DIMENSIONS



FRONT VIEW

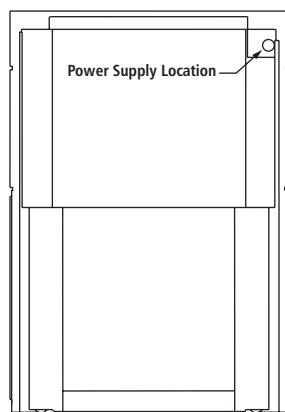
SIDE VIEW

MODEL #	JMW2427W JMW2327W	
	in	cm
A	Width of cabinet (min.)	27 68.6
B	Width of cutout	25½ 64.8
C	Height of cutout	41¼ 104.8
D	Top of cutout to bottom of upper cabinet door (min.)	2 5.1
E	Bottom of cutout to top of lower cabinet door (min.)	1½ 3.8
F	Bottom of cutout to floor	4 ⁵ / ₈ -19¼ 11.7-48.9
G	Depth of cutout (min.)	24 61.0
e	Recommended junction box location	

ELECTRICAL REQUIREMENTS

240 volt, 40-amp fused, grounded circuit is required. A dedicated circuit is recommended.

The length of conduit provided is for serviceability. Do not cut the conduit. The junction box should be located 3" (7.6 cm) maximum below the support surface. Drill a 1¼" (3.4 cm) minimum diameter hole in the left rear corner of the support surface for access to the junction box.

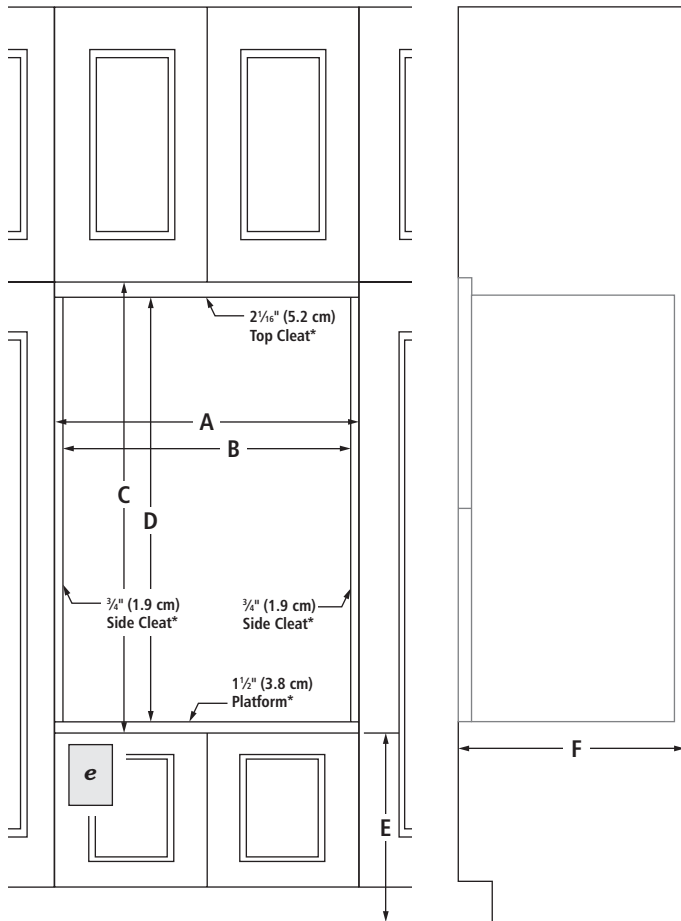


BACK VIEW

27" COMBINATION MICROWAVE/WALL OVENS – FLUSH INSTALLATION

JMW2427W, JMW2327W – 26¾" x 43⅛" x 24¾" (depth without handles)

OPENING/CLEARANCE DIMENSIONS



FRONT VIEW

SIDE VIEW

MODEL #		JMW2427W	
		JMW2327W	
		in	cm
A	Width of flush inset cutout (min.)	27	68.6
B	Width of opening (min.)	25½	64.8
C	Height of flush inset cutout (min.)	44 ¹³ / ₁₆	113.8
D	Height of opening (min.)	41¼	104.8
E	Bottom of cutout to floor	45⁄8- 19¼	11.7- 48.9
F	Depth of cutout (min.)	25	63.5
e	Recommended junction box location		

ELECTRICAL REQUIREMENTS

240 volt, 40-amp fused, grounded circuit is required. A dedicated circuit is recommended.

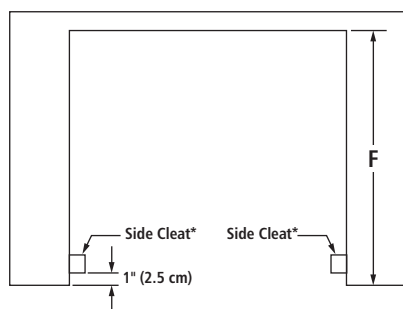
The length of conduit provided is for serviceability. Do not cut the conduit. The junction box should be located 3" (7.6 cm) maximum below the support surface. Drill a 1¼" (3.4 cm) minimum diameter hole in the left rear corner of the support surface for access to the junction box.

FLUSH INSTALLATION REQUIREMENTS

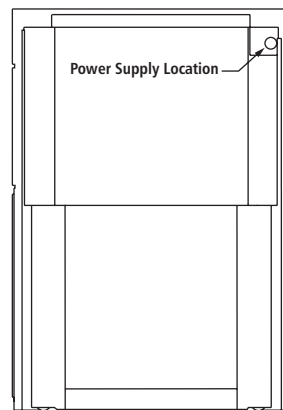
A 25" (63.5 cm) minimum cutout depth is required.

These dimensions will result in a ⅜" (1.0 cm) reveal on the top, a ⅛" (0.3 cm) reveal on the sides and a 1⅜" (3.5 cm) reveal on the bottom of the wall oven.

The front face of the cleats and platform will be visible and should be treated as a finished surface.



TOP VIEW



BACK VIEW

*Cleats and platform must be recessed 1" (2.5 cm) from the front of the cabinet.

Free Manuals Download Website

<http://myh66.com>

<http://usermanuals.us>

<http://www.somanuals.com>

<http://www.4manuals.cc>

<http://www.manual-lib.com>

<http://www.404manual.com>

<http://www.luxmanual.com>

<http://aubethermostatmanual.com>

Golf course search by state

<http://golfingnear.com>

Email search by domain

<http://emailbydomain.com>

Auto manuals search

<http://auto.somanuals.com>

TV manuals search

<http://tv.somanuals.com>