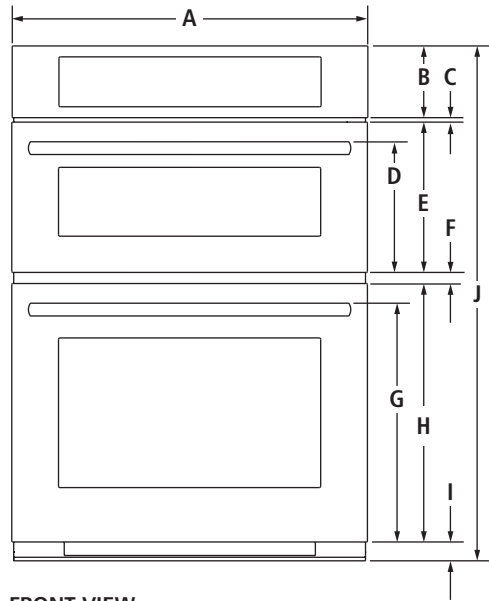


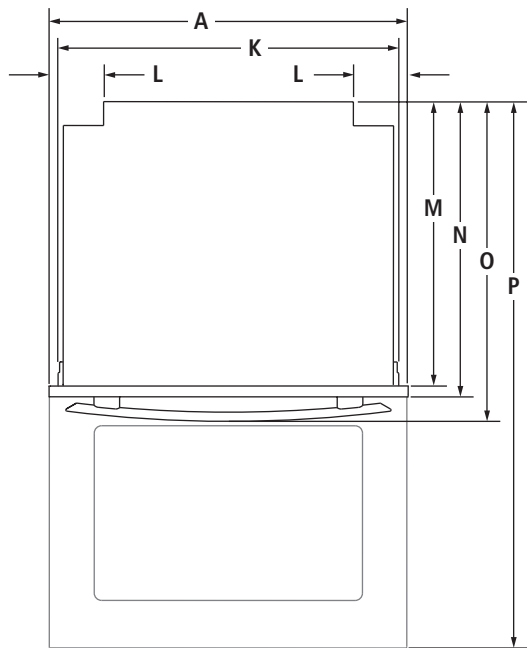
30" COMBINATION MICROWAVE/WALL OVENS

JMW3430W, JMW2430W, JMW2330W – 29¾" x 43⅛" x 26¾"

PRODUCT DIMENSIONS



FRONT VIEW



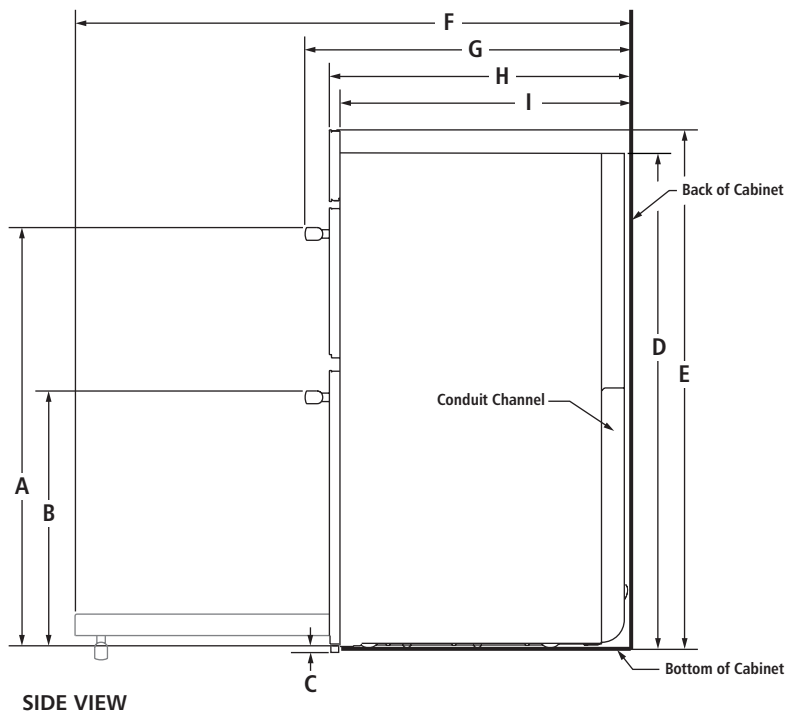
TOP VIEW

MODEL #	JMW3430W JMW2430W JMW2330W	
	in	cm
A	Overall width	
	Pro-Style® Stainless, Euro-Style Stainless or Oiled Bronze	29¾ 75.6
	Floating Glass	29⅝ 75.3
B	Height of control panel	6 15.2
C	Space between control panel and door	⅜ 0.9
D	Height to top of microwave oven handle	
	Pro-Style® Stainless	11¼ 28.7
	Euro-Style (color-coordinating)	11 28.0
E	Height of microwave oven door	12⅝ 31.9
F	Space between doors	1 2.4
G	Height to top of oven handle	
	Pro-Style® Stainless	20¼ 51.4
	Euro-Style (color-coordinating)	20 50.7
H	Height of oven door	21⅝ 54.9
I	Height of trim	1½ 4.0
J	Overall height	43⅛ 109.4
K	Width of recessed oven	28¼ 71.8
L	Width of conduit channel	⅜ 9.3
M	Depth of recessed oven	23⅞ 60.5
N	Depth with doors	24¾ 62.8
O	Depth with handles	
	Pro-Style® Stainless	27¼ 69.2
	Euro-Style (color-coordinating)	26¾ 68.0
P	Depth with door fully open	45⅜ 115.2

30" COMBINATION MICROWAVE/WALL OVENS

JMW3430W, JMW2430W, JMW2330W – 29¾" x 43⅛" x 26¾"

DIMENSIONS AS INSTALLED

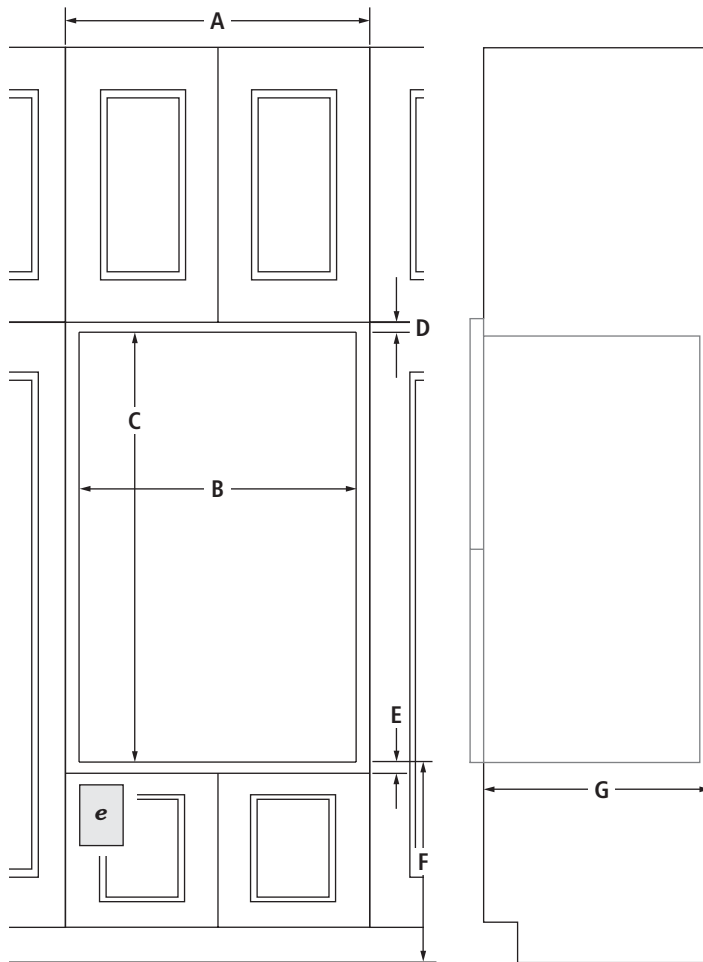


MODEL #	JMW3430W JMW2430W JMW2330W	
	in	cm
A	Height to top of upper handle Pro-Style® Stainless	35⅛ 89.4
	Euro-Style (color-coordinating)	34⅞ 88.7
B	Height to top of lower handle Pro-Style® Stainless	21½ 55.1
	Euro-Style (color-coordinating)	21⅜ 54.4
C	Height of trim extending below cutout	¼ 0.6
D	Height of recessed oven	41 104.2
E	Height to top of control panel	43 109.1
F	Depth with door fully open	45⅜ 115.2
G	Depth with handles Pro-Style® Stainless	27¼ 69.2
	Euro-Style (color-coordinating)	26¾ 68.0
H	Depth with doors	24¾ 62.8
I	Depth of recessed oven	23⅞ 60.5

30" COMBINATION MICROWAVE/WALL OVENS

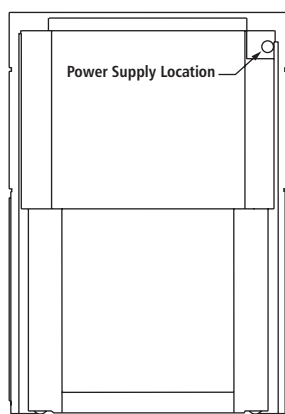
JMW3430W, JMW2430W, JMW2330W – 29¾" x 43⅛" x 26¾"

OPENING/CLEARANCE DIMENSIONS



FRONT VIEW

SIDE VIEW



BACK VIEW

MODEL #		JMW3430W	
		JMW2430W	JMW2330W
		in	cm
A	Width of cabinet (min.)	30	76.2
B	Width of cutout	28½	72.4
C	Height of cutout	41¼	104.8
D	Top of cutout to bottom of upper cabinet door (min.)	2	5.1
E	Bottom of cutout to top of lower cabinet door (min.)	1½	3.8
F	Bottom of cutout to floor	4⅝-19¼	11.7-48.9
G	Depth of cutout (min.)	24	61.0
e	Recommended junction box location		

ELECTRICAL REQUIREMENTS

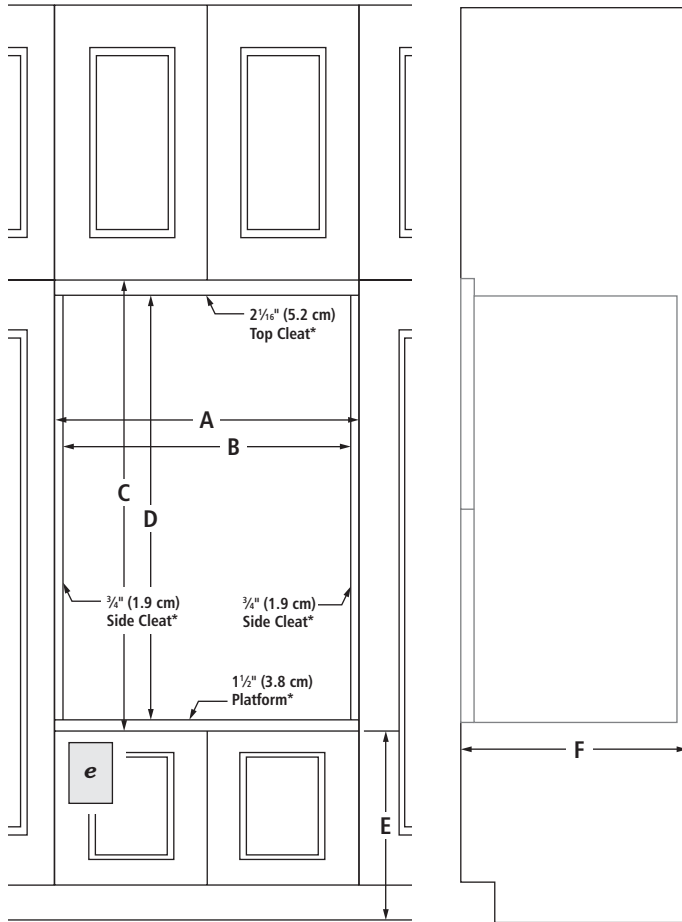
240 volt, 40-amp fused, grounded circuit is required. A dedicated circuit is recommended.

The length of conduit provided is for serviceability. Do not cut the conduit. The junction box should be located 3" (7.6 cm) maximum below the support surface. Drill a 1¼" (3.4 cm) minimum diameter hole in the left rear corner of the support surface for access to the junction box.

30" COMBINATION MICROWAVE/WALL OVENS – FLUSH INSTALLATION

JMW3430W, JMW2430W, JMW2330W – 29¾" x 43⅛" x 24¾" (depth without handles)

OPENING/CLEARANCE DIMENSIONS



FRONT VIEW

SIDE VIEW

MODEL #		JMW3430W	
		JMW2430W	JMW2330W
		in	cm
A	Width of flush inset cutout (min.)	30	76.2
B	Width of opening (min.)	28½	72.4
C	Height of flush inset cutout (min.)	44 ¹³ / ₁₆	113.8
D	Height of opening (min.)	41¼	104.8
E	Bottom of cutout to floor	4 ⁵ / ₈ - 19¼	11.7- 48.9
F	Depth of cutout (min.)	25	63.5
e	Recommended junction box location		

ELECTRICAL REQUIREMENTS

240 volt, 40-amp fused, grounded circuit is required. A dedicated circuit is recommended.

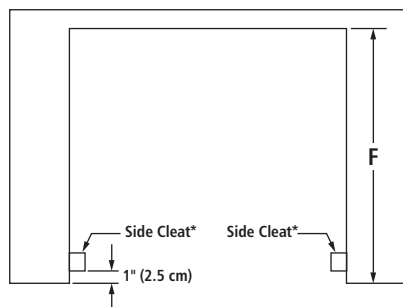
The length of conduit provided is for serviceability. Do not cut the conduit. The junction box should be located 3" (7.6 cm) maximum below the support surface. Drill a 1¼" (3.4 cm) minimum diameter hole in the left rear corner of the support surface for access to the junction box.

FLUSH INSTALLATION REQUIREMENTS

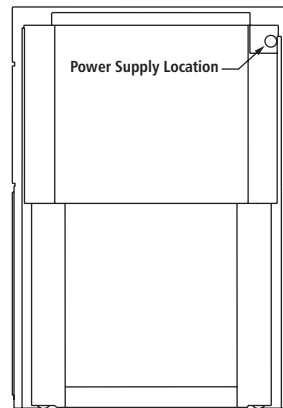
A 25" (63.5 cm) minimum cutout depth is required.

These dimensions will result in a ¾" (1.0 cm) reveal on the top, a ⅛" (0.3 cm) reveal on the sides and a 1⅜" (3.5 cm) reveal on the bottom of the wall oven.

The front face of the cleats and platform will be visible and should be treated as a finished surface.



TOP VIEW



BACK VIEW

*Cleats and platform must be recessed 1" (2.5 cm) from the front of the cabinet.

Free Manuals Download Website

<http://myh66.com>

<http://usermanuals.us>

<http://www.somanuals.com>

<http://www.4manuals.cc>

<http://www.manual-lib.com>

<http://www.404manual.com>

<http://www.luxmanual.com>

<http://aubethermostatmanual.com>

Golf course search by state

<http://golfingnear.com>

Email search by domain

<http://emailbydomain.com>

Auto manuals search

<http://auto.somanuals.com>

TV manuals search

<http://tv.somanuals.com>