



The best value tractors

John Deere 5003 Series Tractors are more value-packed than ever. With five models from 45 to 99 hp, the easy-to-use 9F/3R collarshift transmission becomes more efficient with a SyncReverser or SyncShuttle transmission. Plus, now you can get more traction with available 4-wheel drive. So, what's the same? The reliable John Deere PowerTech™ engine and the ease of use and quality you've come to expect from John Deere.



Versatile, reliable tractors that make your outdoor chores a breeze

5003 Series Horsepower					
<i>Model</i>	<i>5103</i>	<i>5203</i>	<i>5303</i>	<i>5403</i>	<i>5603</i>
<i>Engine HP</i>	45 (33.6)	56 (41.8)	64 (47.7)	74 (55.2)	99 (74)
<i>PTO HP</i>	38 (28.3)	46 (34.3)	54 (40.3)	62 (46.2)	82 (61)

4-wheel drive



2-wheel drive



5603 with cab and 4-wheel drive

5003 Series overview	2-3
Operator station and controls	4-5
Hydraulics/Loaders	6-7
Transmissions	8
Three-point Hitch and PTO	9
5603 Tractor	10-11
Frontier attachments	12
Serviceability	13
Specifications and Dimensions	14-15

Need more power, more comfort at a value price?

The value-priced 99-hp John Deere 5603 comes standard with a cab, PowrReverser transmission, 4-wheel drive, and 540E PTO.

Everything within reach,


A value tractor is of little value if it's hard to operate. That's why the new 5003 Series Tractors have easy-to-use, color-coded controls. Orange to control the movement of the tractor, black to operate the attachments and yellow to control the PTO. And unlike other tractors in this price range, these levers are within your reach but out of the way. No awkward levers or controls to straddle as you get on and off the tractor. And once you're on, there's plenty of legroom and a comfortable seat.



, without being in the way



Retractable seat belts roll up and out of the way, yet are easily accessible.



The spacious straddle-mount platform includes a deluxe adjustable seat.



A neutral start switch requires that the gear shift lever be in the neutral position or in the park position for the engine to start. The park position eliminates the need for a handbrake. This also eliminates clutch service costs that occur when the park brake is accidentally left engaged.



All 5003 Series Tractors come standard with storage locations for tools, parts, and operator's manuals. The toolbox is located on the left fender for easy access to tools and spare parts. The operator's manual holder is mounted on the right hand post of the ROPS for quick, easy access.



Powerful hydraulics, with a

Unlike many competitive tractors, the 5003 Series Tractors have separate hydraulic systems for implement control and braking and steering. You're in total control with full hydraulic steering power, even when moving a heavy load. And up to four available SCVs give you more versatility with hydraulic implements. A detented float position on the SCV allows your implements to follow ground contours.



The 5003 Series Tractors come equipped with a single rear SCV standard. Dual rear SCVs are available as an option. The open-center hydraulic systems provides plenty of flow for running hydraulic implements.



n perfectly matched loader



Loader Compatibility	
Tractor	Loader
5003 2-wheel drive	512
5003 4-wheel drive	522
5603 4-wheel drive	542

Perhaps the most versatile attachment of all, a loader not only allows you to move materials quickly and efficiently, but with the Quik-Change attachment system you can also switch from a bucket to a pallet fork to a bale spear in seconds.

The 512 Loader is a non-parkable loader, designed to be left on the tractor when not in use.

The 522 and 542 Loaders are parkable loaders that can be removed from the tractor when not in use. The 542 Loader is available in self-leveling and non self-leveling models.

Easy to change attachments

BUCKETS



PALLET FORKS



FIXED-TINE PALLET FORK



FLOATING-TINE PALLET FORK

BALE SPEARS



SINGLE-TINE BALE SPEAR



DUAL-TINE BALE SPEAR

You can also equip your tractor with mid-mount dual SCVs with joystick control that operates independently of the rear SCVs. The dual mid-mount SCVs give you a total of up to four.



Choose the transmission that's right for you. The 5003 Series Tractors are now available in 2-wheel drive and 4-wheel drive models. Available 4-wheel drive gives you increased drawbar pull and improved traction when operating in slippery conditions. You'll get more power to the ground for applications that demand more from your tractor.



Two-wheel-drive models feature the SyncReverser transmission with 9 forward and 3 reverse speeds, ideal for loader applications and various other tasks that require frequent directional changes. With synchronized, in-line, shuttle shift capability, you can easily switch directions without having to completely stop the tractor. Forward shifting on-the-go between speeds and ranges is not synchronized.

Four-wheel-drive models have a 9F/3R SyncShuttle™ transmission, perfect when you need a durable basic transmission for a mix of field work and light loader work. You can easily select speeds or switch directions without having to completely stop the tractor with synchronized, in-line, shuttle shift capability. Synchronized shifts between speeds for on-the-go shifting with use of the clutch. Shifts between ranges are not synchronized.





A hinged safety shield surrounds the PTO shaft. For easy hookups, it lifts up to allow a better view.



The perfect iMatch

Add an iMatch hitch to quickly switch implements without adjusting hitch geometry or struggling to move heavy implements. The iMatch hitch works with Cat. 1 or Cat. 2 implements. Try it yourself to see what a difference it makes.



Optional telescoping draft links

Implement hook-up can be even easier with optional telescoping draft links. These links feature cross-drilled hitch balls to eliminate the need for bushings.



Get no-hassle versatility with a durable Cat. 2 hitch.

Powerful. Lift up to 3,590 pounds — more than enough for most implements.

Accurate. You can position the center link in one of three holes to better set implement position and draft sensing. And lift links can be adjusted for lateral float. Perfect to help implements with gauge wheels or skids to follow the ground contour.

Versatile. You can adjust sway chains to adapt to a wide variety of implements. And an adjustable depth stop provides consistency when lowering the hitch. Each time the position control lever is pushed forward, it will stop where the depth stop has been positioned. Perfect for creating a consistent, level ground when preparing a seedbed.

The PTO shaft can cause serious injuries.

The 5003 Series Tractors have an operator-presence alarm that warns you if you leave the PTO engaged when you get off the tractor. Also, the tractor will not start with the PTO engaged.



Chores made easier.

The 99-hp 5603 Tractor offers a comfortable cab and 4-wheel drive — standard. Perfect for hay baling, pasture cutting, and loader work.

The 12F/12R PowrReverser™ transmission gives you synchronized shifting and the left-hand PowrReverser lever makes a direction change easy and right at your fingertips.

The 5603 also features a fuel-saving economy PTO — standard. A real fuel- and money-saver when you're in light and mid-duty PTO applications. And the value price? That's standard, too.



With mid-mount SCVs, an optional loader-ready package is available.



Powerful 99-hp PowerTech™ engine gives you unmatched power and reliability.



value tractor



Convenient right-hand transmission and SCV controls, plus a mid-mount joystick keep efficiency close at hand.

Work in any weather. Powerful air condition and heating system gives you comfort and control.



Indicator lights on the 5603 let you easily see status of controls and gauges. A digital speedometer readout is standard.



Save on fuel costs with the shiftable 540/540 Economy PTO — standard on the 5603 Tractor.



Get the most out of your tractor

Your equipment needs change with every job, but your need for rugged and reliable equipment doesn't. Frontier Equipment doesn't just match your John Deere tractor's colors – the difference goes deeper than the green paint. With Frontier, you get durable attachments that integrate perfectly with John Deere tractors — and many attachments feature the easy-to-use iMatch hitch. To help you choose the right attachment for your tasks, see your John Deere dealer, your exclusive distributor of Frontier Equipment.



Grooming mowers

All Frontier grooming mowers come standard with features such as spring-loaded idlers for increased belt life, saving you downtime. Floating hitches flex to allow the mower to better follow the terrain.



Rotary cutters

Frontier rotary cutters come in 4-, 5-, and 6-foot widths and are perfect for cutting grass, pasture, or brush.

Rotary tillers

Available in widths from 40 to 129 inches, Frontier rotary tillers make for easier tilling and smoother finishes.



Frontier reserves the right to change specifications of products described in this literature without notice and without liability

FRONTIER
EQUIPMENT™
Rugged. Reliable. Ready.



Food plot seeders

Frontier Plotmaster Food Plot Seeders let you disk, plow, plant, cover, and pack — all with one tool.



Tedders

Minimize your hay crop's drying time with durable Frontier tedders. Available in 10- to 22-foot working widths.

Wheel rakes

Frontier offers bi-fold and high-capacity wheel rakes

Tractors that are easy to maintain




Rear and box blades
Frontier rear and box blades offer exceptional durability for all your leveling and grading applications.



Manure spreaders
Frontier manure spreaders come in several sizes and duty levels, with even spread patterns and corrosion-resistant components.




Posthole diggers
make putting in fenceposts an easy task.



Servicing is easy. Lift the hood with the integrated prop rod. Side panels remove for even greater access.



Work a full day between refills with this large-capacity 19-gallon fuel tank – a big advantage over competitive models.



Even checking and changing the air filter is easy! It's located right up front. No special tools are needed to remove and replace the filter core.



With this translucent coolant reservoir (similar to the one in your car) you can check coolant levels at a glance.



Checking oil levels is easy too. The fluid fills and dipsticks for hydraulic and transmission oils are located near the hitch in an easy-to-reach position.

JOHN DEERE
PowerGard
MAINTENANCE PLAN

JOHN DEERE
PowerGard
PROTECTION PLAN

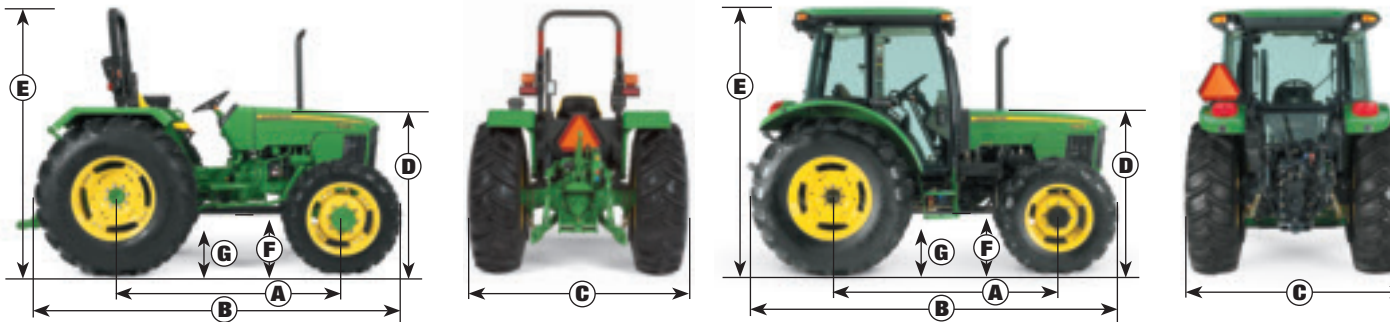
Protect your investment and increase your confidence in purchasing a high-quality John Deere tractor through John Deere PowerGard Programs.

The PowerGard Maintenance Program is an effective preventative maintenance program designed to make sure your tractor operates at peak performance, offers exceptional reliability and maintains top residual value.

PowerGard Protection allows you to purchase extended engine and power train warranty coverage for up to an additional 3 years or 3,000 hours over the normal warranty period. PowerGard Protection provides broad coverage, flexible options and low deductibles. See your dealer for details.

	5103	5203	5303	5403	5603
POWER:					
Engine horsepower	45 hp (33.6 kW)	56 hp (41.8 kW)	64 hp (47.7 kW)	74 hp (55.2 kW)	99 hp (74 kW)
PTO horsepower	38 hp (28.3 kW)	47 hp (35 kW)	55 hp (41 kW)	64 hp (47.7 kW)	82 hp (61 kW)
Rated engine speed	2,400 rpm	2,400 rpm	2,400 rpm	2,400 rpm	2,400 rpm
ENGINE:					
Make	John Deere PowerTech				
Cylinders	3	3	3	3	4
Displacement	179 cu. in. (2.9 L)				276 cu. in. (4.5 L)
Aspiration	Turbocharged				
TRANSMISSION:					
Standard	9F/3R SyncReverser				12F/12R PowrReverser w/ shifttable 540/540E PTO
Optional	9F/3R SyncShuttle				—
FUEL SYSTEM:					
Fuel tank	19.0 U.S. gal. (72.0 L)				33.5 U.S. gal. (126.8 L)
HYDRAULIC SYSTEM:					
Type	Open Center, Tandem Pump				
Steering	6.8 gpm (25.7 L/min)				6.6 gpm (24.9 L/min)
Implement	11.4 gpm (43.1 L/min)				15.8 gpm (60.1 L/min)
Total	18.2 gpm (68.8 L/min)				22.5 gpm (85.1 L/min)
REAR SCVS:					
Single	Base				
Dual	Option				
Triple	—				Option
MID SCVS:					
None	Base				—
Dual	Option				Option
3-POINT HITCH:					
Hitch Lift Capacity at 24 in. behind hitch balls	2,270 lbs. (1030 kg)				3,374 lbs. (1530 kg)
Universal 3-point hitch	Category 2, convertible to Category 1				Category 2, interchangeable to Category 1
Draft control	Top-link				
Interchangeable hitch ball	—				Standard
OPERATOR STATION:					
	Straddle-mount				Cab
BRAKES:					
Type	Mechanically actuated hydraulic				

Specifications



	5103	5203	5303	5403	5603
DIMENSIONS:					
A-Standard wheelbase	80.7 in. (205 cm)				85.8 in. (217 cm)
B-Overall length (minimum)	137.8 in. (350 cm), including draft links				147.6 in. (374 cm), outside edge of tires
C-Overall width (minimum), outside edge of tires	70.9 in. (180 cm)	72.5 in. (184 cm)	74.1 in. (188 cm)	74.1 in. (188 cm)	76.6 in. (195 cm)
HEIGHT FROM GROUND:					
D-To top of hood	53 in. (135 cm)	53.8 in. (137 cm)	53.8 in. (137 cm)	53.8 in. (137 cm)	55.5 in. (140 cm)
E-To top of ROPS/Cab	93.9 in. (239 cm)	94.8 in. (241 cm)	96.8 in. (246 cm)	96.8 in. (246 cm)	100.4 in. (255 cm)
To top of folded ROPS	75.7 in. (192 cm)	76.6 in. (195 cm)	78.5 in. (199 cm)	78.5 in. (199 cm)	—
F-Front-axle clearance	18.8 in. (48 cm)				17.7 in. (45 cm)
G-To top of drawbar	15 in. (38 cm)	15.9 in. (40 cm)	17.8 in. (45 cm)	17.8 in. (45 cm)	17.9 in. (45 cm)
STANDARD TIRES:					
Front, 2WD	7.50-16, R1				—
Front, 4WD	8.3-24, R1	9.5-24, R1			12.4-24, R1
Rear	13.6-28, R1	14.9-28, R1	16.9-28, R1		18.4-30, R1
TURN RADIUS*:					
With brakes	9.7 ft. (3.0 m)				11 ft. (3.35 m)
Without brakes	11.3 ft. (3.4 m)				12.9 ft. (3.93 m)

*With 4-wheel drive disengaged




No one cares more about you and your equipment.

Your time is precious. When you need a part, service, or just some advice, count on your nearby John Deere dealership.

They maintain a complete inventory of genuine John Deere parts. And highly trained service technicians know equipment inside and out.

The most comprehensive, professional agricultural dealer organization in the world is just down the road: Your local John Deere dealership.



Fast and easy credit

Why John Deere Credit?

Because they work with my dealer to design the finance package that fits my operation. It's the most efficient way to get the equipment I need.

And they understand my business, which makes credit approvals fast and easy.



JOHN DEERE
CREDIT

www.JohnDeereCredit.com • www.JohnDeereCredit.ca

Ask your dealer for John Deere Credit financing.*

*Subject to John Deere Credit approval.



DSAA40207 Litho in USA (07-11)

This literature has been compiled for worldwide circulation. While general information, pictures, and descriptions are provided, some illustrations and text may include finance, insurance, product options and accessories NOT AVAILABLE in all regions. PLEASE CONTACT YOUR LOCAL DEALER FOR DETAILS. John Deere reserves the right to change specification, design and price of products described in this literature without notice. John Deere, the leaping deer symbol, and John Deere's green and yellow trade dress are the trademarks of Deere & Company.

www.JohnDeere.com/Ag



Free Manuals Download Website

<http://myh66.com>

<http://usermanuals.us>

<http://www.somanuals.com>

<http://www.4manuals.cc>

<http://www.manual-lib.com>

<http://www.404manual.com>

<http://www.luxmanual.com>

<http://aubethermostatmanual.com>

Golf course search by state

<http://golfingnear.com>

Email search by domain

<http://emailbydomain.com>

Auto manuals search

<http://auto.somanuals.com>

TV manuals search

<http://tv.somanuals.com>