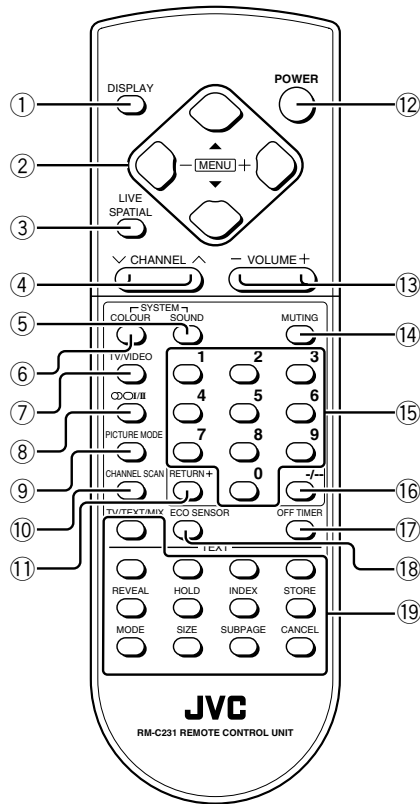


Locations

Locations of remote control buttons

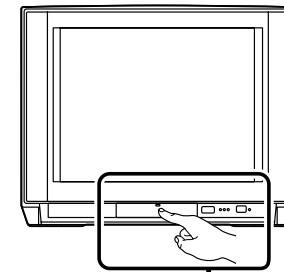


- | | |
|------------------------|-----------|
| ① DISPLAY button | p.20 |
| ② MENU buttons | |
| • MENU ▲/▼ buttons | |
| • MENU -/+ buttons | |
| ③ LIVE SPATIAL button | p.18 |
| ④ CHANNEL ∇/∧ buttons | p.13 |
| ⑤ SOUND SYSTEM button | p.17 |
| ⑥ COLOUR SYSTEM button | p.17 |
| ⑦ TV/VIDEO button | p.15 |
| ⑧ Multi Sound button | p.17 |
| (AV-21PS only) | |
| ⑨ PICTURE MODE button | p.17 |
| ⑩ CHANNEL SCAN button | p.14 |
| ⑪ RETURN + button | p.21 |
| ⑫ POWER button | p.6,13,14 |
| ⑬ VOLUME -/+ buttons | p.14 |
| ⑭ MUTING button | p.14 |
| ⑮ Number buttons | p.13 |
| ⑯ -/-- button | p.13 |
| ⑰ OFF TIMER button | p.20 |
| ⑱ ECO SENSOR button | p.20 |
| Teletext buttons | p.26 |
| (AV-21PS only) | |

No. 56018

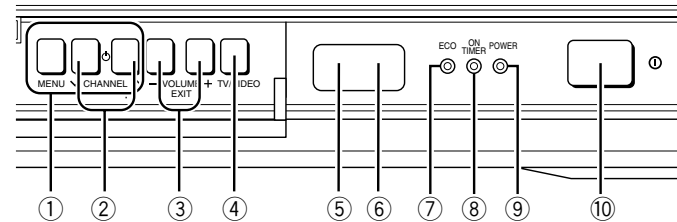
Locations

Locations of front panel buttons and lamps



(How to open the door)

(behind the door)



- | | | | |
|-----------------------|------|-------------------------|-----------|
| ① MENU buttons | p.25 | ⑤ ECO sensor | |
| • MENU button | | ⑥ Remote control sensor | |
| • MENU -/+ buttons | | ⑦ ECO lamp | p.20 |
| ② CHANNEL ∇/∧ buttons | p.15 | ⑧ ON TIMER lamp | p.22 |
| ③ VOLUME -/+ buttons | p.15 | ⑨ POWER lamp | p.6,13,14 |
| ④ TV/VIDEO button | p.15 | ⑩ Main power button | p.6,15 |

Free Manuals Download Website

<http://myh66.com>

<http://usermanuals.us>

<http://www.somanuals.com>

<http://www.4manuals.cc>

<http://www.manual-lib.com>

<http://www.404manual.com>

<http://www.luxmanual.com>

<http://aubethermostatmanual.com>

Golf course search by state

<http://golfingnear.com>

Email search by domain

<http://emailbydomain.com>

Auto manuals search

<http://auto.somanuals.com>

TV manuals search

<http://tv.somanuals.com>