


Re-tuning: JVC Freeview TVs

8 Steps
(Steps 1-5)

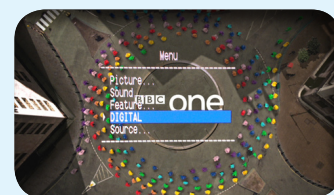
This guide can be used to help you re-tune any of the following products with the remote control below:

LT20DA6, LT20DA7, AV28E50,
AV32E50, LT17D50, LT23D50

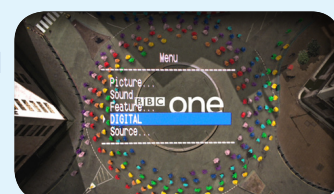
**Make sure your box is on and press 80
for the BBC News channel**



- 1) Press the Menu button



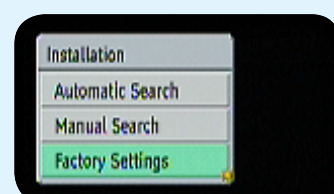
- 2) Use the Down Arrow button to select Digital on the fourth line of the menu and press the OK button



- 3) Use the Down Arrow button to select Installation on the fourth line of the menu and press the OK button



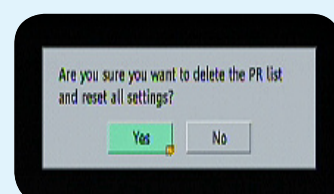
- 4) Use the Down Arrow button to select Factory Settings on the third line of the menu and press the OK button



The message 'Are you sure you want to delete the PR list...' will appear



- 5) **Don't worry!** Use the arrow buttons to select Yes and press the OK button



Manufacturer Helpline: **0845 331 8000**

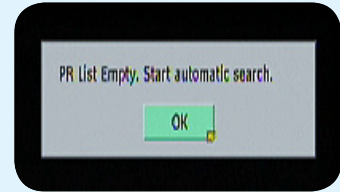
Website: **www.jvc.co.uk**

Re-tuning: JVC Freeview TVs

8 Steps
(Steps 6-8)

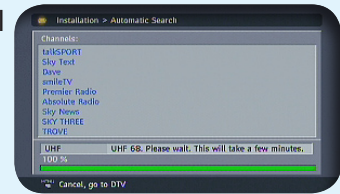


6) Press the **OK** button to start the automatic search



7) A re-tuning screen will appear

No action required



8) When the re-tune has completed press **Menu** to continue viewing channels



You have completed the procedure and can continue viewing digital channels.

Manufacturer Helpline: **0845 331 8000**

Website: **www.jvc.co.uk**

Free Manuals Download Website

<http://myh66.com>

<http://usermanuals.us>

<http://www.somanuals.com>

<http://www.4manuals.cc>

<http://www.manual-lib.com>

<http://www.404manual.com>

<http://www.luxmanual.com>

<http://aubethermostatmanual.com>

Golf course search by state

<http://golfingnear.com>

Email search by domain

<http://emailbydomain.com>

Auto manuals search

<http://auto.somanuals.com>

TV manuals search

<http://tv.somanuals.com>