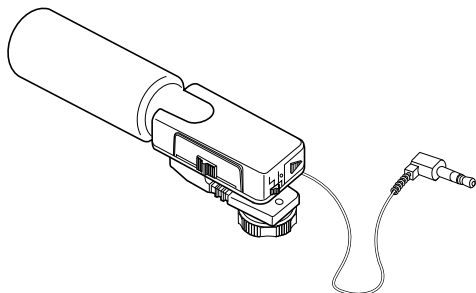


English

STEREO MICROPHONE CU-V10E



Thank you for purchasing this stereo microphone. Before use, please read this instruction manual carefully to ensure proper use of this product, and keep this manual handy for future use.

GENERAL BATTERY CAUTIONS:

- When the battery is misused, there is a danger that it may leak or explode.
Please read the following cautions regarding proper use.
 1. Insert the battery with its positive + and negative – poles positioned correctly as indicated.
 2. Do not heat, disassemble, or throw it into a fire or short-circuit the terminals.Please carefully read the instructions printed on the batteries.

ATTENTION:

Please note that the switch noise will be recorded if you change the stereo angle while recording.

PRECAUTIONS AND NOTES:

- The characteristics of the microphone will change if it is dropped or subjected to shock or excessive force from hitting it.
- During operation tests, please do not blow on the microphone or hit it. Just talk normally into the microphone.
- Precise parts are carefully arranged inside the microphone for optimum use, but these characteristics can not be retained if it is opened and disassembled. Please consult your nearest JVC dealer or contact a service center for repairs or maintenance.
- Please do not leave it near a heat source such as a stove, direct sunlight, or in a car with all windows closed where the temperature gets extremely hot. Direct exposure to a camera light will damage the microphone, causing its color to change and its body to deform.
- Avoid using the microphone in places where it is extremely humid, such as in a bathroom, or in areas subject to oily smoke and vapor, such as near a range, as this will cause it to malfunction.

SPECIFICATIONS

Format	: Electret condenser type
Directivity	: MS stereo with angle variation from 0° – 120° (with a 90° click-stop)
Sensitivity	: – 45 dB (0 dB=1 V/Pa, at 1 kHz)
Frequency	: 100 – 16,000 Hz
Output impedance	: 600 Ω ±30%
Maximum input sound pressure	: 100 dB S.P.L or more
S/N ratio	: 63 dB or more
Operating temperature	: 0°C – 40°C
Power	: DC 1.5 V ("AAA"/UM-4 battery)
Power consumption	: Less than 1 mA (when a UM-4 is used.)
Battery duration	: Approx. 300 hours of continuous use (UM-4 at room temperature)
Output cord	: 20 cm with a gold-plated stereo mini-plug

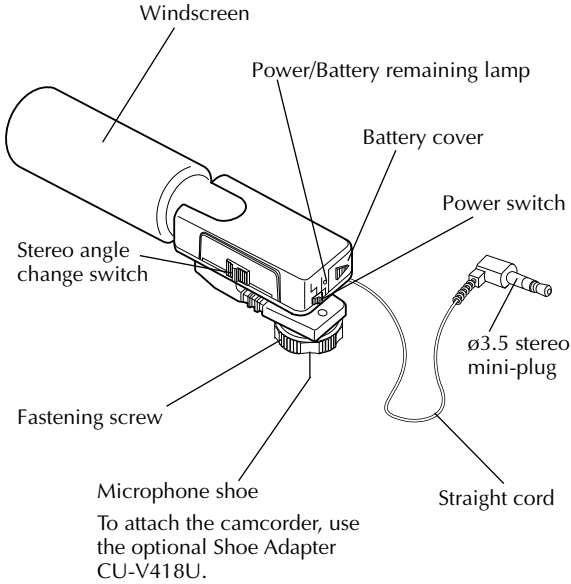
Dimensions	: 3.6 (W) x 4.7 (H) x 12.9 (L) cm
Weight	: 75 g (not including the battery)
Provided Accessories	: "AAA" battery (UM-4 for function tests) 1

E. & O. E. Design and specifications subject to change without notice.

MAJOR FEATURES

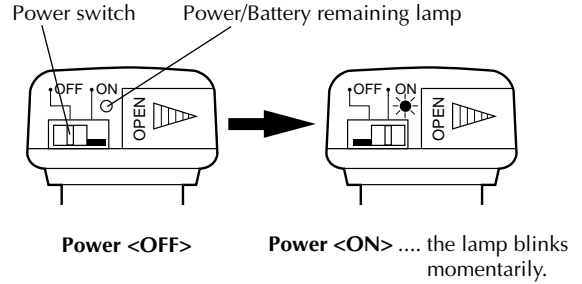
1. Highly sensitive MS (Mid-Side) stereo microphone
2. Serial angle variation from 0° to 120° (with a 90° click-stop)
3. Special anti-vibration structure to reduce noise

PART NAMES



TURNING THE POWER ON/CHECKING THE BATTERY

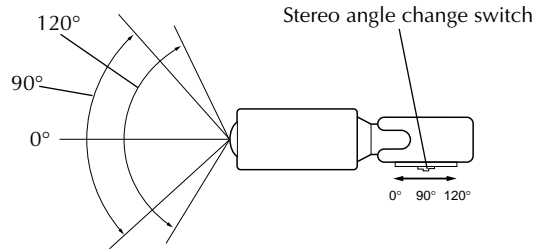
- ① Set the power switch to ON.
- ② The Power/Battery remaining lamp blinks momentarily, then goes off.
(It remains off after blinking when the power is turned on in order to reduce battery consumption.)
- ③ Replace it with a new one when the power is turned on but the lamp doesn't blink.
- ④ Do not forget to turn the power switch OFF when the microphone is not in use.



HOW TO USE

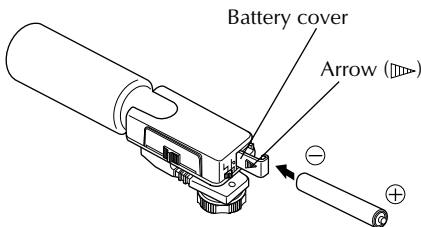
Adjust the stereo angle according to the examples shown below.

<Example>



INSERTING THE BATTERY

- ① Slide the battery cover in the direction indicated by the arrow.
- ② Insert the "AAA" battery (UM-4) as shown in the illustration, positioning it so that the negative - side is inserted first.
- ③ Close the battery cover.



* The provided battery is for your trial use. Please replace it with a new one at your earliest convenience.

Stereo angle

When widely-surrounding sound is recorded 120°
(the sound of train, airplanes, fireworks, etc.)

When less-surrounding sound is recorded 90°
(the sound of birds singing, musical instruments, etc.)

When a specific sound is recorded 0°

Free Manuals Download Website

<http://myh66.com>

<http://usermanuals.us>

<http://www.somanuals.com>

<http://www.4manuals.cc>

<http://www.manual-lib.com>

<http://www.404manual.com>

<http://www.luxmanual.com>

<http://aubethermostatmanual.com>

Golf course search by state

<http://golfingnear.com>

Email search by domain

<http://emailbydomain.com>

Auto manuals search

<http://auto.somanuals.com>

TV manuals search

<http://tv.somanuals.com>