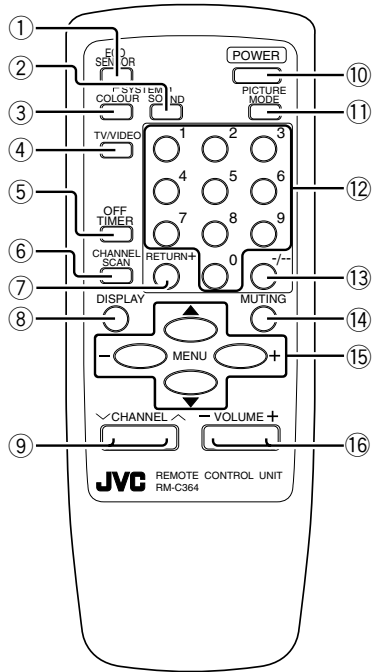


Locations

Locations of remote control buttons

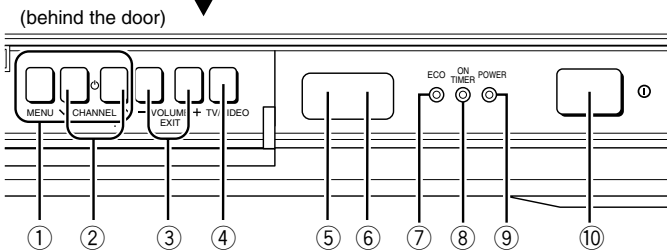
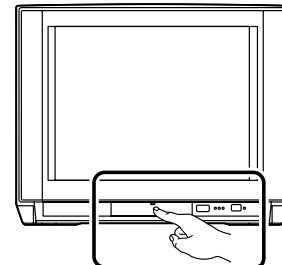


①	ECO SENSOR button	p.17
②	SOUND SYSTEM button	p.15
③	COLOUR SYSTEM button	p.15
④	TV/VIDEO button	p.14
⑤	OFF TIMER button	p.17
⑥	CHANNEL SCAN button	p.18
⑦	RETURN + button	p.18
⑧	DISPLAY button	p.17
⑨	CHANNEL ∇/∧ buttons	p.12
⑩	POWER button	p.6,12,13
⑪	PICTURE MODE button	p.15
⑫	Number buttons	p.12
⑬	-/+ button	p.12
⑭	MUTING button	p.16
⑮	MENU buttons	
	• MENU ▲/▼ buttons	
	• MENU +/- buttons	
⑯	VOLUME +/- buttons	p.13

No. 56055

Locations

Locations of front panel buttons and lamps



①	MENU buttons	p.22
	• MENU button	
	• MENU +/- buttons	
②	CHANNEL ∇/∧ buttons	p.13
③	VOLUME +/- buttons	p.13
④	TV/VIDEO button	p.13

⑤	ECO sensor	
⑥	Remote control sensor	
⑦	ECO lamp	p.17
⑧	ON TIMER lamp	p.19
⑨	POWER lamp	p.6,13
⑩	Main power button	p.6,13

Free Manuals Download Website

<http://myh66.com>

<http://usermanuals.us>

<http://www.somanuals.com>

<http://www.4manuals.cc>

<http://www.manual-lib.com>

<http://www.404manual.com>

<http://www.luxmanual.com>

<http://aubethermostatmanual.com>

Golf course search by state

<http://golfingnear.com>

Email search by domain

<http://emailbydomain.com>

Auto manuals search

<http://auto.somanuals.com>

TV manuals search

<http://tv.somanuals.com>