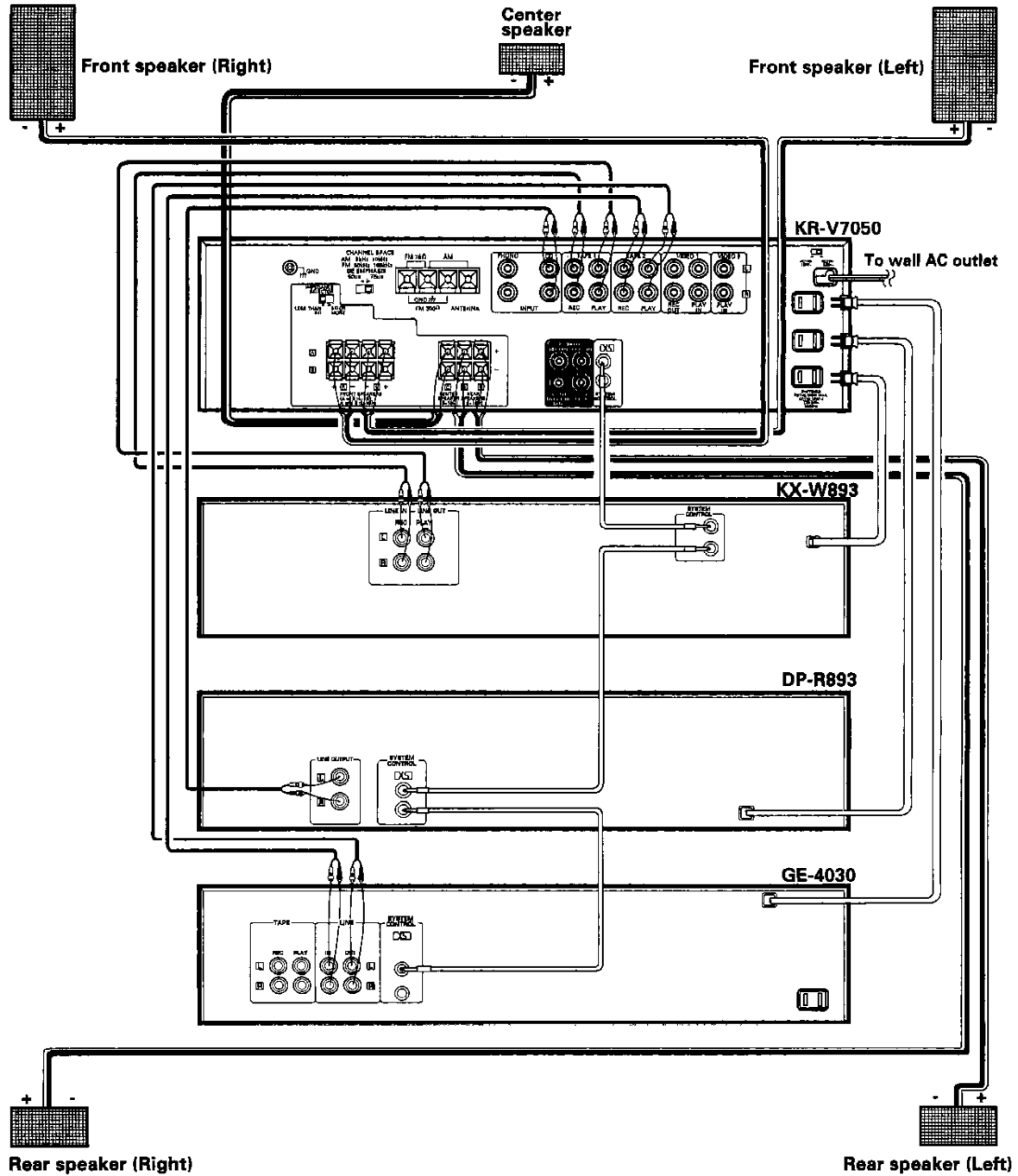
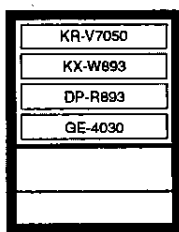


AVS-1003B SYSTEM CONNECTIONS



Order of rack mounting



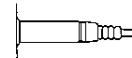
Audio rack SRC-991

To insure the optimum performance from your new KENWOOD components, please follow these simple instructions.

Place the receiver on top of the other components. This will provide adequate ventilation and it will "anchor" the rest of the components.

- For the antenna connection to the receiver, refer to the instructions provided with the receiver.

Be sure to insert the system control cord plugs fully into the SYSTEM CONTROL terminals.



Free Manuals Download Website

<http://myh66.com>

<http://usermanuals.us>

<http://www.somanuals.com>

<http://www.4manuals.cc>

<http://www.manual-lib.com>

<http://www.404manual.com>

<http://www.luxmanual.com>

<http://aubethermostatmanual.com>

Golf course search by state

<http://golfingnear.com>

Email search by domain

<http://emailbydomain.com>

Auto manuals search

<http://auto.somanuals.com>

TV manuals search

<http://tv.somanuals.com>