


Der Zubehör-Spezialist



TECHNOLOGIE & LIFESTYLE

- |   |                           |   |
|---|---------------------------|---|
| ⓐ | Fitting Instructions:     | SIDESTEP / SIDEBAR  |
| ⓓ | Montageanleitung:         | TRITTBRETT / SCHWELLERROHR  |
| Ⓝ | Montagevoorschrift:       | SIDE STEP / SIDE BAR  |
| ⓕ | Instructions de montage:  | MARCHE-PIEDS / PROTECTION DE BAS DE CAISSE TUBULAIRES                 |
| ⓔ | Instrucciones de montaje: | JUEGO PROT. DE PARA. TRASERA /<br>JUEGO DE ESTRIBOS LATERALES EN TUBO |
| ⓐ | Schema di montaggio:      | PEDANE LATERALI / PEDANE LATERALI                                     |
| Ⓢ | Manual:                   | SIDOFOTSTEG / SIDOFOTSTEG   |

## KIA Sorento 02



Type No.: EX/3 Ausf.: LR - EX/4 Ausf.: LR  
Best.-Nr.: KIA 1208/9 - KIA 1207




30 Min.



All rights reserved to modify the text

Type No.: EX/3 Ausf.: LR - EX/4 Ausf.: LR

Required tools / Benötigte Werkzeuge / Benodigde werktuigen / Outillage requis  
 Herramientas necesarias / Utensile necessarie / Verktuyg somsomkrävs



Der Zubehör-Spezialist  
**COBRA**  
 TECHNOLOGIE & LIFESTYLE

Ⓢ Fitting Instructions: SIDESTEP / SIDEBAR  
 Ⓢ Montageanleitung: TRITTBREITER / SCHWELLENROHR  
 Ⓢ Montagevoorschrift: SIDE STEP / SIDE BAR  
 Ⓢ Instrucciones de montaje: MARCHÉPIEDS / PROTECTION DE BAS DE CAISSE TUBULAIRES  
 Ⓢ Instrucciones de montaje: JUEGO PROT. DE PARRA. TRASERA /  
 Ⓢ Manual: JUEGO DE ESTIROS LATERALES EN TUBO  
 Ⓢ Schema di montaggio: PEDANE LATERALI / PEDANE LATERALI  
 Ⓢ Manual: SIDOFOTSTEG / SIDOFOTSTEG

**KIA Sorento 02**











Type No.: EX/3 Ausf.: LR - EX/4 Ausf.: LR  
 Best.-Nr.: KIA 1208/9 - KIA 1207








30 Min.

TUV GS  
 All rights reserved to modify the text

1 Manufactured for by **ISSUE 1** 28. August 2002

Parts list / Teileliste / Onderdelenlijst / Liste de pièces  
 Lista de accesorios / Lista di pezzo / Artikel lista

	2 x		2 x
	4 x		4 x
<b>2</b> Gewindebügel M 12	4 x	<b>6</b> M 10 x 25	4 x
	4 x		4 x
<b>3</b> Halter	4 x	<b>7</b> M 10	4 x
	8 x		4 x
<b>4</b> M 12	8 x	<b>8</b> ø 10,2	4 x
	8 x		4 x
<b>5</b> ø 12,2	8 x	<b>9</b> ø 10,4	4 x



Type No.: EX/3 Ausf.: LR - EX/4 Ausf.: LR



Fig. 9



Fig. 10




Fig. 11



Fig. 12




Fig. 13




Fig. 14



## Free Manuals Download Website

<http://myh66.com>

<http://usermanuals.us>

<http://www.somanuals.com>

<http://www.4manuals.cc>

<http://www.manual-lib.com>

<http://www.404manual.com>

<http://www.luxmanual.com>

<http://aubethermostatmanual.com>

Golf course search by state

<http://golfingnear.com>

Email search by domain

<http://emailbydomain.com>

Auto manuals search

<http://auto.somanuals.com>

TV manuals search

<http://tv.somanuals.com>