



Sunset Series

RSP800 rock speaker pair with wire

Thank you for choosing KLH. KLH loudspeakers are designed to provide exceptional performance and maximum value. Please read on to discover how to get the most from your new speakers.

COVERAGE AREA: Two rock speakers will provide good coverage over approximately 300 square feet (28 m²) of area. If you wish to cover a larger area, we recommend using additional loudspeakers rather than increasing volume.

PLANNING THE INSTALLATION: Place the speakers near to and facing the primary listening area or areas. Keep in mind that in the outdoors, sound diminishes quickly as the distance from the speaker increases. Consider where the wires will run. Walls and concrete slabs can be significant obstacles. Wires must be routed around or under, but never over these. Select wiring routes to minimize the chance of damage during routine gardening activities. After the wire routes are planned, temporarily place the speakers in their intended locations and connect them to your equipment. Play the system and evaluate the sound. When you are satisfied, dig a wire trench approximately 5 inches wide by 10 inches deep; place the wire in the trench leaving any excess length at the receiver end of the trench, and refill. Use the supplied waterproof "wire nuts" to attach the speaker leads to the in-ground wiring. Additional waterproof wire nuts and direct burial cable can be purchased at most electrical supply stores. Note: Trimming excess wire length should be left until the very end of the installation.

When connecting multiple speakers to one receiver the speakers must be connected in "series-parallel" to maintain an acceptable impedance level. For proper performance the speakers must also be "phased" correctly. To insure proper phasing, and avoid receiver overload, carefully follow the hook-up illustration on the reverse side of this sheet.

CAUTION!!!

Cover your rock speakers when using spray chemicals in your yard. Fertilizers and insecticides can damage the surface finish of your rock speakers.

POWER RATINGS: Almost any speaker can be used successfully with almost any amplifier. Conversely, almost any speaker can be damaged by almost any amplifier – despite either unit's power rating. The power recommendations that we publish are accurate only if our assumptions concerning the amplifier, the type of program material, and the conditions of use are correct. Most importantly we assume that the volume never is set above the point of distortion. Distortion is an indication that the amplifier or speaker is operating beyond its design limits. If you hear distortion, immediately reduce the volume. Damage can occur within seconds. Do not ignore distortion just because the volume control is not all the way up. A common misconception exists that amplifier power is proportional to the setting of the volume control with maximum setting necessary for full power output. This is rarely the case. Most amplifiers deliver full power when the volume control is set somewhere in the middle of its range. Use of loudness, bass boost, treble boost, or an equalizer can produce full output at even lower volume settings. Distortion is the only clue that damage is imminent.

KLH loudspeakers are designed to reproduce music and speech in a home environment at moderate volume levels. When used within their limits KLH loudspeakers will provide many years of trouble free performance.

***** FIVE YEAR NEW PRODUCT WARRANTY *****
Valid only in the U.S.A. on non-refurbished products.

For warranty information on KLH products purchased outside of the U.S.A., please contact KLH or visit <http://www.klhaudio.com/outsideusawarranty.htm>

This KLH product is warranted to be free from defects in workmanship and materials under normal use and service for a period of five years from the date of original purchase. During the warranty period, KLH agrees to repair or replace defective components without charge to the original purchaser. To obtain service, the purchaser must return the component to KLH. The purchaser will pay all costs incurred in returning product to KLH. KLH assumes no risk until the product is accepted at our facility. Upon receipt and at its sole discretion, KLH will repair or replace defective component using new or refurbished parts. KLH agrees to return product to the purchaser prepaid, by the shipment method of its choice. Replaced components are warranted to be free from defects in workmanship and materials for the balance of the original product's warranty period based on the original purchase date.

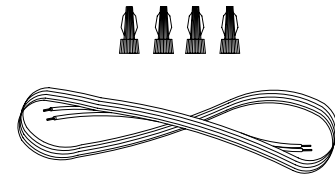
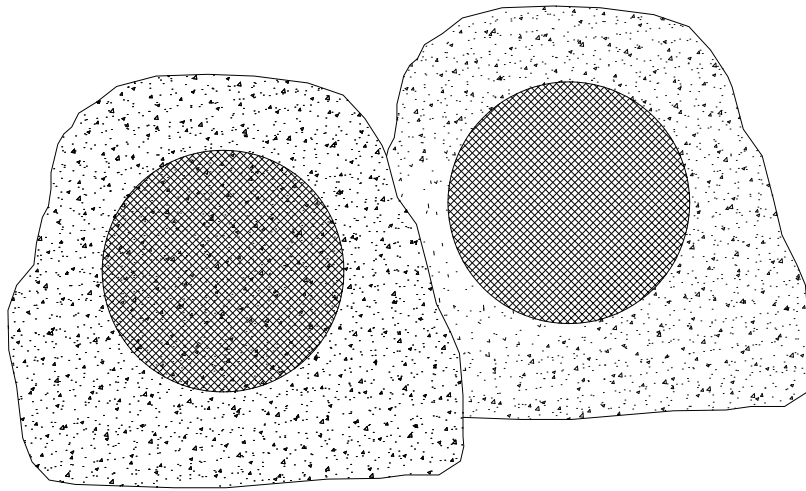
To obtain service under this warranty, a legible copy of the original dated purchase invoice must be included with the returned product. Do not send the original.

The liability of KLH will be limited to the purchase price of the product, and KLH will not be liable for incidental or consequential damages. KLH limits its obligations under any implied warranties under state laws to a length of time not to exceed the warranty period. Some states do not allow limitations on the length of an implied warranty. Additionally, some states do not allow the exclusion or limitation of incidental or consequential damages. The above limitations or exclusions may not apply to you. This warranty gives you specific legal rights, and you may have other rights, which vary, from state to state.

<http://www.klhaudio.com>

KLH Audio Systems
11131 Dora Street
Sun Valley, CA 91352

(818) 767-2843



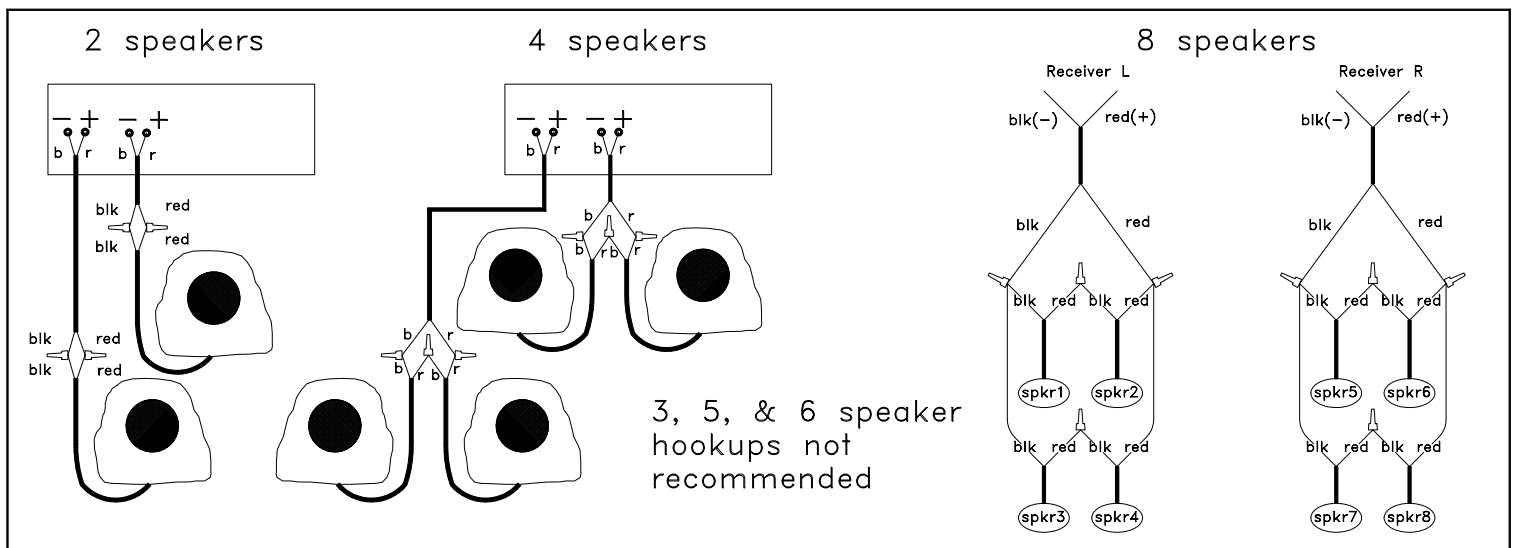
Direct burial wire, 125 ft (38 m)
and 4 waterproof wire nuts

Specifications:

Model: RSP800
Description: 2-way outdoor speaker disguised to look like a rock.
Finish: Granite
Weatherized: Withstands rain and garden watering
Grille: Perforated metal – non removable
Power: Use with 5 – 100 watt equipment
Impedance: 8 ohms average.
Response: 40 Hz to 20 kHz
Sensitivity: 89 dB 1W-1M
Woofer: 8" polypropylene
Tweeter: 1" polycarbonate, coaxially mounted
Crossover: 1st order high-pass
Terminals: Waterproof pigtail lead



Size
 Height: 13-1/4" (337 mm)
 Width: 15-1/4" (387 mm)
 Depth: 14-1/4" (362 mm)



Free Manuals Download Website

<http://myh66.com>

<http://usermanuals.us>

<http://www.somanuals.com>

<http://www.4manuals.cc>

<http://www.manual-lib.com>

<http://www.404manual.com>

<http://www.luxmanual.com>

<http://aubethermostatmanual.com>

Golf course search by state

<http://golfingnear.com>

Email search by domain

<http://emailbydomain.com>

Auto manuals search

<http://auto.somanuals.com>

TV manuals search

<http://tv.somanuals.com>