

# KA1000RR Remote Receiver



**Instruction Manual**  
1st Edition

# CONTENTS

---

Introduction.....	1
Installing your KA1000RR.....	1
Programming the KA1000RR Memory .....	2
Erasing a Transmitter from Memory.....	3
Erasing All Transmitters from Memory .....	3
Warranty .....	4

---

**KA1000RR Remote Receiver** | Instruction | 1st Edition | *April 2008*

**Krown Manufacturing, Inc.**

3408 Indale Road, Fort Worth, Texas 76116

Voice or TTY: (817) 738-8993 or (817) 738-2485, Fax: (817) 738-1970

E-mail: [info@KrownMfg.com](mailto:info@KrownMfg.com), Website: <http://www.KrownMfg.com>

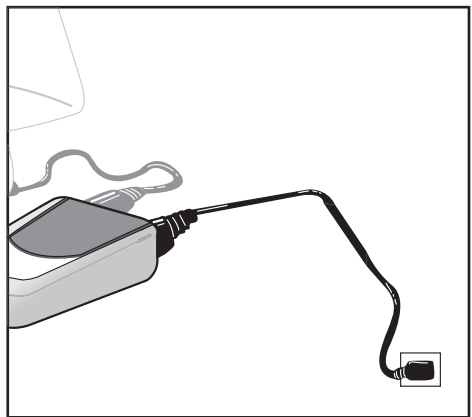

# INTRODUCTION

---

The KA1000RR Remote Receiver is designed to alert the user of several types of notifications happening around them. This unit can signal via a flashing lamp to alert of an incoming telephone call, door bell signaler, alarm notification and much more up to a 300 foot radius. The KA1000RR can be hold up to 16 different transmitters and signal in 16 different methods.

## INSTALLING YOUR KA1000RR

1. Connect the Lamp to the plug of the KA1000RR (shown in Figure 1.1) and turn the lamp to the ON position
2. Plug the KA1000RR plug into the AC wall outlet (shown in Figure 1.2)

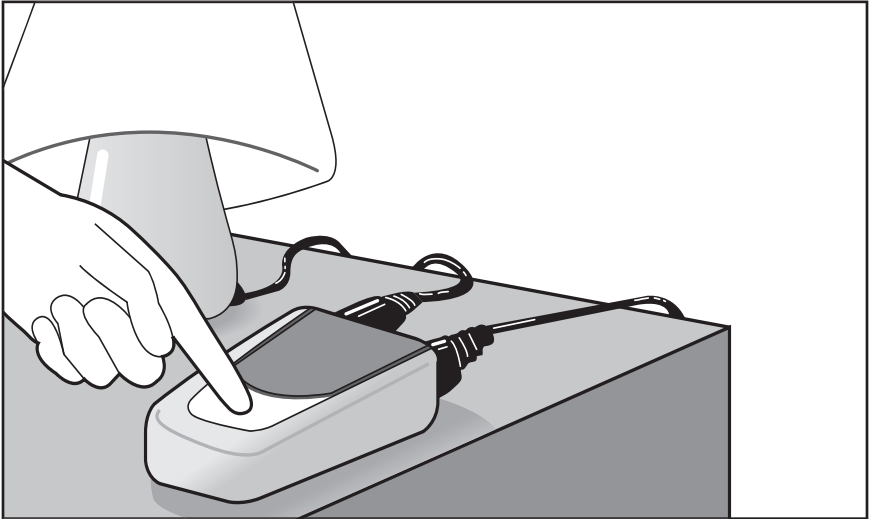


The KA1000RR is now ready to program.

## PROGRAMMING THE KA1000RR MEMORY

---

To program the KA1000RR, press and hold the light switch button on the KA1000RR (figure 2.1). While holding the light switch button, press and hold the transmitter test button until the LED on the light switch button turns off then on one time. The transmitter ID is now recorded into memory of the receiver. To test if the KA1000RR has accepted the transmitter, press the transmitter test button to see if the unit begins to flash. To stop the flashing of the lamp, press the lamp switch button once.



If the light switch button flashes twice when programming the KA1000RR, the memory is full. Check the number of registered transmitters or erase any unused transmitters if needed.

## ERASING A TRANSMITTER FROM MEMORY

---

To erase a transmitter from memory, press and hold the test button of the transmitter and light switch button at the same time. The KA1000RR will turn off then on twice to confirm the transmitter has been removed from memory.

### Erasing ALL Transmitters from Memory at ONE time

To clear the whole memory of the KA1000RR, press and hold the light switch button until the LED flashes eight (8) times. This will clear all transmitters from the receiver.

Code

---

1 \_\_\_\_\_ 9 \_\_\_\_\_

2 \_\_\_\_\_ 10 \_\_\_\_\_

3 \_\_\_\_\_ 11 \_\_\_\_\_

4 \_\_\_\_\_ 12 \_\_\_\_\_

5 \_\_\_\_\_ 13 \_\_\_\_\_

6 \_\_\_\_\_ 14 \_\_\_\_\_

7 \_\_\_\_\_ 15 \_\_\_\_\_

8 \_\_\_\_\_ 16 \_\_\_\_\_

## WARRANTY

---

Krown Manufacturing, Inc. warrants that the KA1000RR sold by Krown Manufacturing, Inc. is free from defects in materials and workmanship under normal use and service for one year. This warranty is applicable only to the original purchaser of the KA1000RR when accompanied by a sale receipt stating the date of purchase and the name of the company from which purchased. This warranty is in lieu and excludes all other warranties, expressed or implied, including any implied warranty of merchantability or fitness and of any obligation on the part of Krown Manufacturing, Inc. If the KA1000RR shall prove defective, then Krown Manufacturing, Inc shall either replace or repair the KA1000RR at no cost to the original purchaser within one year of the date of purchase. During the one-year period you may return the KA1000RR to Krown Manufacturing, Inc. at the following address:

**Krown Manufacturing, Inc.**  
3408 Indale Rd., Fort Worth, TX 76116

Shipping charges are at the customer's expense. Please include a check or money order made out to Krown Manufacturing in the amount of \$10.00 to cover for the shipping and handling. This warranty does not extend to any KA1000RR sold by Krown Manufacturing, Inc., which has been subjected to misuse, neglect, accident, improper application, improper installation, or any use in violation of the instruction furnished by Krown Manufacturing, Inc. This warranty does not extend to or apply to any device, which has been repaired or altered by any persons who have not been expressly approved by Krown Manufacturing, Inc.

This warranty does not apply to the KA1000RR if it has been damaged, modified, abused or altered after the date of purchase or if it fails to operate due improper maintenance or inadequate AC or DC power. In no event, shall Krown Manufacturing, Inc. be liable for loss of use of this product or for any indirect, special, incidental, or consequential damages, personal injury, property damage, or cost, or expenses incurred by the consumer or any other user of this products. This warranty is only applicable to a product purchased through Krown Manufacturing or a Krown dealer. Other than state herein, there is no other warranty whether by the sample or model, by description or quantity, whether expressed or implied, and there are no implied warranties of fitness for a particular purpose or of merchantability.

Record your operation code for future reference:





3408 Indale Road, Fort Worth, TX 76116

Voice: (817) 738-2485

TTY: (817) 738-8993

Fax: (817) 738-1970

E-mail: [Info@KrownMfg.com](mailto:Info@KrownMfg.com)

Web site: [www.KrownMfg.com](http://www.KrownMfg.com)



## Free Manuals Download Website

<http://myh66.com>

<http://usermanuals.us>

<http://www.somanuals.com>

<http://www.4manuals.cc>

<http://www.manual-lib.com>

<http://www.404manual.com>

<http://www.luxmanual.com>

<http://aubethermostatmanual.com>

Golf course search by state

<http://golfingnear.com>

Email search by domain

<http://emailbydomain.com>

Auto manuals search

<http://auto.somanuals.com>

TV manuals search

<http://tv.somanuals.com>