



KD 200-60 P Series

KD235GX-LPB

CUTTING EDGE TECHNOLOGY

As a pioneer with over 35 years in the solar energy industry, Kyocera demonstrates leadership in the development of solar energy products. Kyocera's *Kaizen* Philosophy, commitment to continuous improvement, is shown by repeatedly achieving world record cell efficiencies.

QUALITY BUILT IN


- UV stabilized, aesthetically pleasing black anodized frame
- Supported by major mounting structure manufacturers
- Easily accessible grounding points on all four corners for fast installation
- Proven junction box technology with 12 AWG PV wire to work with transformerless inverters
- Quality locking MC4 plug-in connectors to provide safe and quick connections

RELIABLE

- Proven superior field performance
- Tight power tolerance
- Only module manufacturer to pass rigorous long-term testing performed by TÜV Rheinland

WARRANTY

- Kyocera standard 25 year power output warranty and 5 year workmanship warranty applies in USA
- Extended warranties available per project requirements
- Kyocera standard 25 year power output warranty and 2 year workmanship warranty applies outside of USA
- Refer to Kyocera warranty policy for details



QUALIFICATIONS AND CERTIFICATIONS

UL Listing
QIGU.E173074



Registered to ISO9001-2000

NEC 2008 Compliant, UL 1703, ISO 9001, and ISO 14001
UL1703 Certified and Registered, UL Fire Safety Class C, CEC, FSEC
Certified IEC61215 Ed 2 IEC61730 by JET



QUALIFIED FOR "BUY AMERICAN"
Manufactured in San Diego, California

- Available Upon Request •

SOLAR by KYOCERA

ELECTRICAL SPECIFICATIONS

Standard Test Conditions (STC)
 STC = 1000 W/M² irradiance, 25°C module temperature, AM 1.5 spectrum*

KD235GX-LPB		
P _{mp}	235	W
V _{mp}	29.8	V
I _{mp}	7.89	A
V _{oc}	36.9	V
I _{sc}	8.55	A
P tolerance	+5/-3	%

Nominal Operating Cell Temperature Conditions (NOCT)
 NOCT = 800 W/M² irradiance, 20°C ambient temperature, AM 1.5 spectrum*

T _{NOCT}	45	°C
P _{max}	169	W
V _{mp}	26.8	V
I _{mp}	6.31	A
V _{oc}	33.7	V
I _{sc}	6.92	A
PTC	212.6	W

Temperature Coefficients

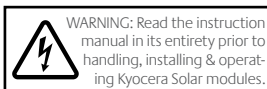
P _{max}	-0.46	%/°C
V _{mp}	-0.52	%/°C
I _{mp}	0.0065	%/°C
V _{oc}	-0.36	%/°C
I _{sc}	0.060	%/°C
Operating Temp	-40 to +90	°C

System Design

Series Fuse Rating	15 A
Maximum DC System Voltage (UL)	600 V
Hailstone Impact	1in (25mm) @ 51mph (23m/s)

* Subject to simulator measurement uncertainty of +/- 3%.
 KYOCERA reserves the right to modify these specifications without notice.

NEC 2008 COMPLIANT
 UL 1703 LISTED
 CERTIFIED IEC61215 ED2 IEC61730 BY JET



MODULE CHARACTERISTICS

Dimensions: 65.43in/38.98in/1.8in
 length/width/height

Weight: 46.3lbs (21.0kg)

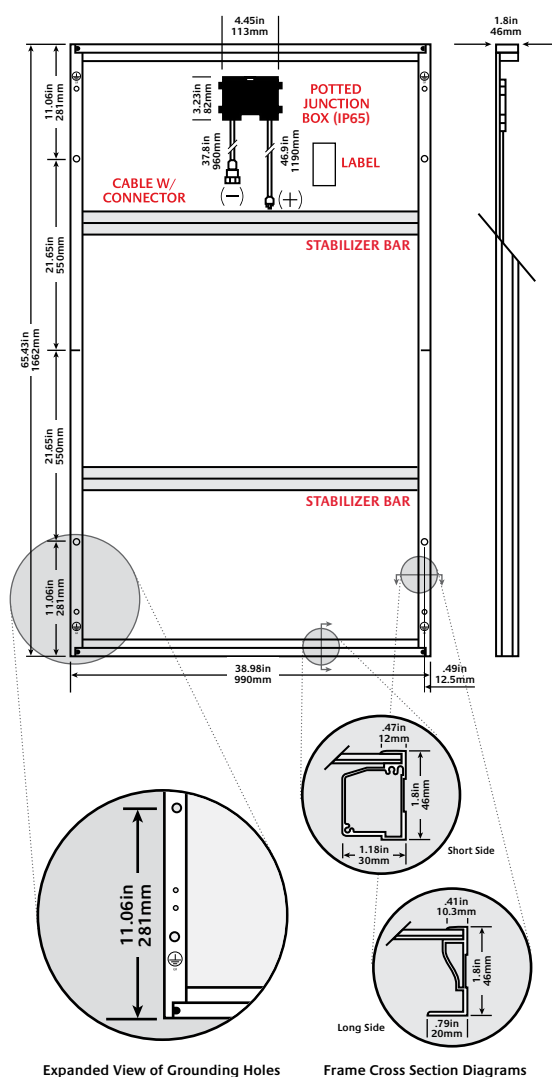
PACKAGING SPECIFICATIONS

Modules per pallet: 20

Pallets per 53' container: 36

Pallet box dimensions: 66.54in/39.76in/47.24in
 length/width/height

Pallet box weight: 1050 lbs (480kg)



Expanded View of Grounding Holes

Frame Cross Section Diagrams

Legend

○ MOUNTING HOLES .35in (9mm) ■ DRAINAGE HOLES ⊕ GROUND SYMBOL .35in (9mm)

Free Manuals Download Website

<http://myh66.com>

<http://usermanuals.us>

<http://www.somanuals.com>

<http://www.4manuals.cc>

<http://www.manual-lib.com>

<http://www.404manual.com>

<http://www.luxmanual.com>

<http://aubethermostatmanual.com>

Golf course search by state

<http://golfingnear.com>

Email search by domain

<http://emailbydomain.com>

Auto manuals search

<http://auto.somanuals.com>

TV manuals search

<http://tv.somanuals.com>