



KD 200-54 P Series

KD215GX-LPU KD220GX-LPU

CUTTING EDGE TECHNOLOGY


As a pioneer with over 35 years in the solar energy industry, Kyocera demonstrates leadership in the development of solar energy products. Kyocera's *Kaizen* Philosophy, commitment to continuous improvement, is shown by repeatedly achieving world record cell efficiencies.

QUALITY BUILT IN

- UV stabilized, aesthetically pleasing black anodized frame
- Supported by major mounting structure manufacturers
- Easily accessible grounding points on all four corners for fast installation
- Proven junction box technology with 12 AWG PV wire to work with transformerless inverters
- Quality locking MC4plug-in connectors to provide safe and quick connections

RELIABLE

- Proven superior field performance
- Tight power tolerance
- First module manufacturer to pass rigorous long-term testing performed by TÜV Rheinland



QUALIFICATIONS AND CERTIFICATIONS

UL Listing
QIGU.E173074



NEC 2008 Compliant, UL 1703, and ISO 14001
UL1703 Certified and Registered, UL Fire Safety Class C, CEC, FSEC

ELECTRICAL SPECIFICATIONS

Standard Test Conditions (STC)
 STC = 1000 W/M² irradiance, 25°C module temperature, AM 1.5 spectrum*

	KD215GX-LPU	KD220GX-LPU	
P _{mp}	215	220	W
V _{mp}	26.6	26.6	V
I _{mp}	8.09	8.28	A
V _{oc}	33.2	33.2	V
I _{sc}	8.78	8.98	A
P _{tolerance}	+5/-0	+5/-0	%

Nominal Operating Cell Temperature Conditions (NOCT)
 NOCT = 800 W/M² irradiance, 20°C ambient temperature, AM 1.5 spectrum*

T _{NOCT}	45	45	°C
P _{max}	155	158	W
V _{mp}	24.0	24.0	V
I _{mp}	6.47	6.62	A
V _{oc}	30.4	30.4	V
I _{sc}	7.11	7.27	A
PTC	194.6	199.2	W

Temperature Coefficients

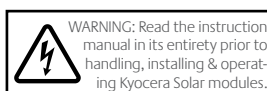
P _{max}	-0.46	-0.46	%/°C
V _{mp}	-0.52	-0.52	%/°C
I _{mp}	0.0065	0.0065	%/°C
V _{oc}	-0.36	-0.36	%/°C
I _{sc}	0.060	0.060	%/°C
Operating Temp	-40 to +90	-40 to +90	°C

System Design

Series Fuse Rating	15 A
Maximum DC System Voltage (UL)	600 V
Hailstone Impact	1in (25mm) @ 51mph (23m/s)

* Subject to simulator measurement uncertainty of +/- 3%.
 KYOCERA reserves the right to modify these specifications without notice.

NEC 2008 COMPLIANT
 UL 1703 LISTED

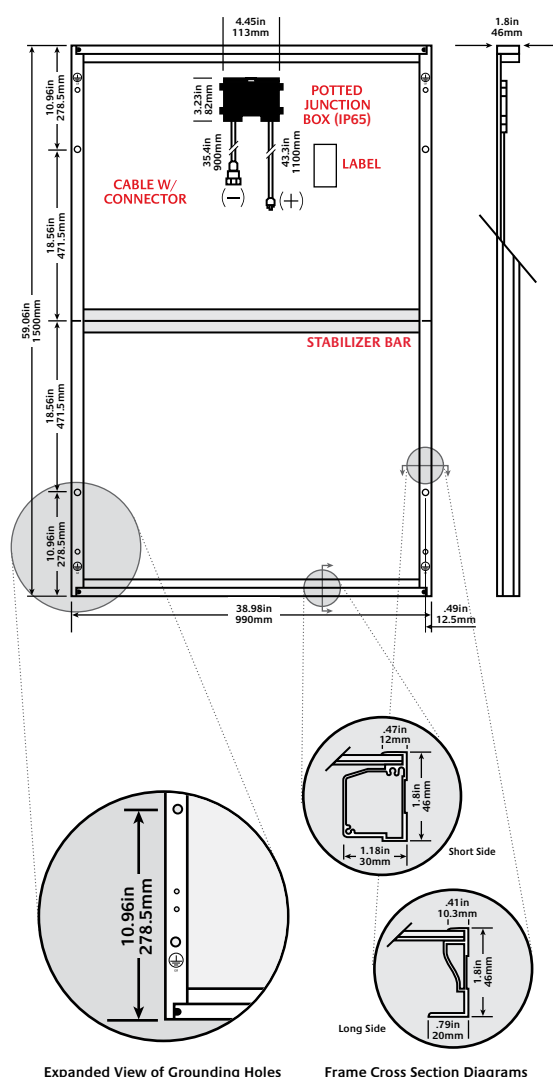


MODULE CHARACTERISTICS

Dimensions: length/width/height	59.06in/38.98in/1.8in (1500mm/990mm/46mm)
Weight:	41.0lbs (18.6kg)

PACKAGING SPECIFICATIONS

Modules per pallet:	20
Pallets per 53' container:	38
Pallet box dimensions: length/width/height	60in/40in/45in (1515mm/1005mm/1140mm)
Pallet box weight:	905lbs (410.0kg)



Expanded View of Grounding Holes

Frame Cross Section Diagrams

Legend

- MOUNTING HOLES .35in (9mm)
- DRAINAGE HOLES
- ⊕ GROUND SYMBOL .35in (9mm)

040513

OUR VALUED PARTNER

Free Manuals Download Website

<http://myh66.com>

<http://usermanuals.us>

<http://www.somanuals.com>

<http://www.4manuals.cc>

<http://www.manual-lib.com>

<http://www.404manual.com>

<http://www.luxmanual.com>

<http://aubethermostatmanual.com>

Golf course search by state

<http://golfingnear.com>

Email search by domain

<http://emailbydomain.com>

Auto manuals search

<http://auto.somanuals.com>

TV manuals search

<http://tv.somanuals.com>