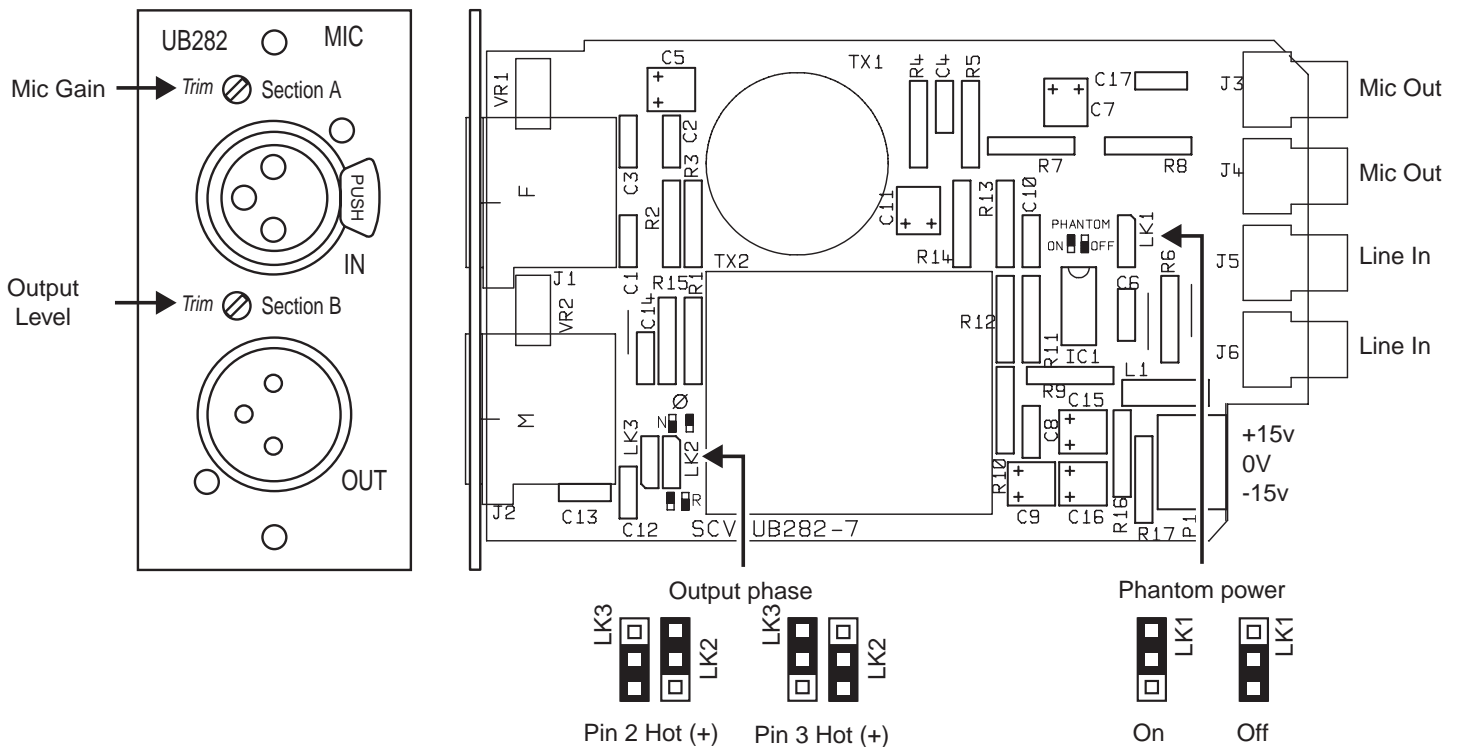


# UB282 Microphone Preampfier.

Section A is a transformer balanced, low noise microphone preampfier with front panel gain trim.

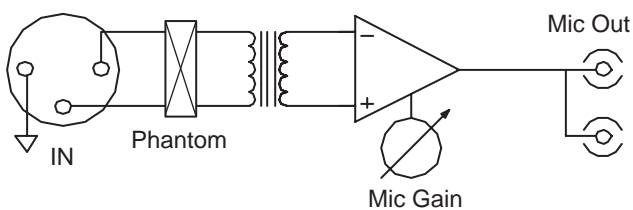
Section B is a transformer balanced line output ampfier with front panel level trim.

## CONNECTIONS AND CONTROLS

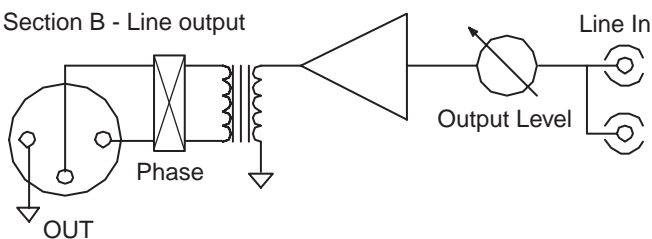


## BLOCK DIAGRAM

Section A - Mic preampfier



Section B - Line output



Please note that each section is independent.

## SPECIFICATIONS

### MICROPHONE SECTION

Frequency Response	+0/-1dB, 20Hz to 20kHz
EIN	-126dBu, 200R load
THD	< 0.1% min gain < 0.05% max gain
Gain range	22dB to 62dB
Input impedance	1k balanced for 150/200R mics
CMRR	100dB @ 100Hz 80dB @ 1kHz 60dB @ 10kHz
Max input level	-2dBu, min gain -42dBu, max gain
Output impedance	1k unbalanced
Phantom power	+15V

### OUTPUT SECTION

Frequency response	+0, -0.5dB, 20Hz to 20kHz
Output impedance	< 20R
Input impedance	47k
Max output level	+20dBu
Gain range	Off to +12dB
Output noise	< -88dBu

POWER SUPPLY +/-15V @ 20mA



In keeping with our policy of continuous improvement LA Audio reserves the right to alter specifications without prior notice. Manufactured in the UK by LA Audio, 6-24 Southgate Road, London, N1 3JJ.

Tel: +44 (0)207 923 7447, FAX: +44 (0)207 241 3644. Web: [www.laaudio.co.uk](http://www.laaudio.co.uk). email: [sales@laaudio.co.uk](mailto:sales@laaudio.co.uk)

An SCV International Group Company.

Rev 1.0 11/00.

## Free Manuals Download Website

<http://myh66.com>

<http://usermanuals.us>

<http://www.somanuals.com>

<http://www.4manuals.cc>

<http://www.manual-lib.com>

<http://www.404manual.com>

<http://www.luxmanual.com>

<http://aubethermostatmanual.com>

Golf course search by state

<http://golfingnear.com>

Email search by domain

<http://emailbydomain.com>

Auto manuals search

<http://auto.somanuals.com>

TV manuals search

<http://tv.somanuals.com>