



MICRO
INNOVATIONS™

Quick Installation Guide

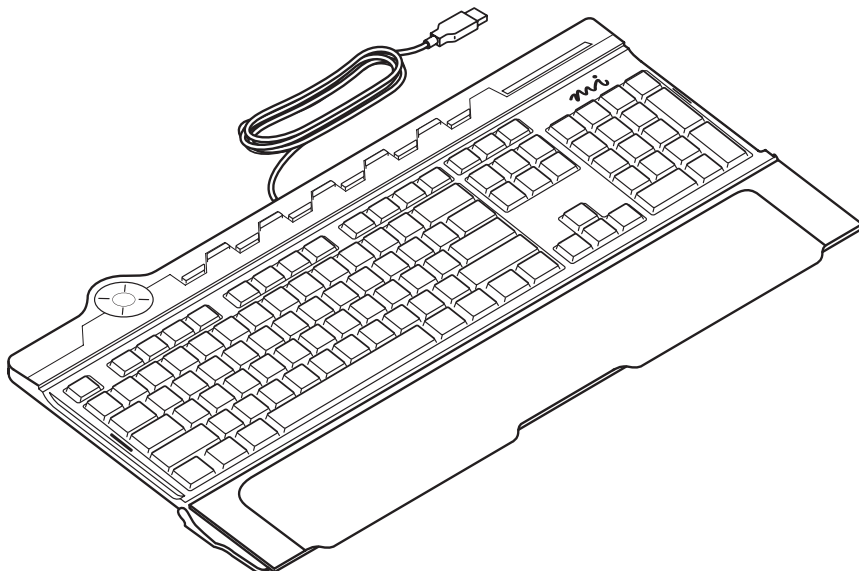
Multifunction Multimedia Keyboard (KB575M)

We supply (package contents):

- Keyboard
- User manual
- Quick installation guide
- Warranty

You supply (requirements):

- A computer with a USB port
- Windows® 2000, XP, or Vista™



**For assistance, visit www.microinv.com or call toll free: 1-877-550-5534
Technical support hours: Monday - Friday 8:30am to 7:00pm EST.**

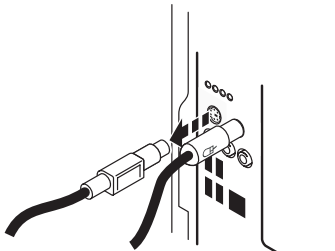
The Windows® name and logo are registered trademarks of Microsoft Corporation.
All brand and product names are trademarks or registered trademarks of their respective companies.



MICRO
INNOVATIONS™

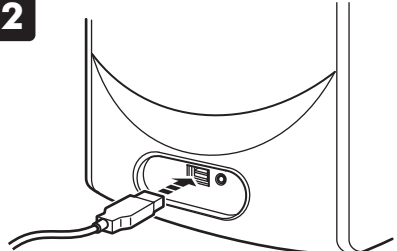
Quick Installation Guide

1



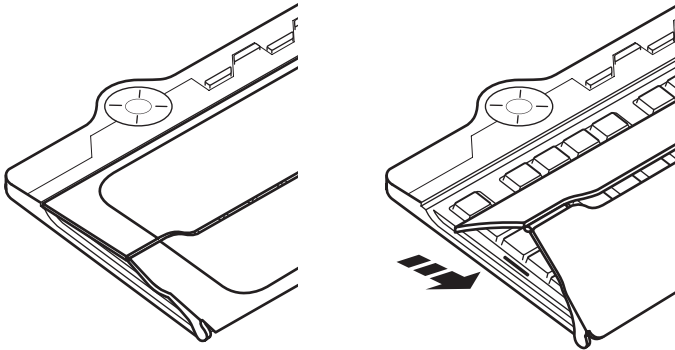
Disconnect your old keyboard.
The cable may look like this.

2



Connect the keyboard to an
available USB port on your
computer.

3



Lift and fold the dust cover to the open position.

**For assistance, visit www.microinv.com or call toll free: 1-877-550-5534
Technical support hours: Monday - Friday 8:30am to 7:00pm EST.**

Free Manuals Download Website

<http://myh66.com>

<http://usermanuals.us>

<http://www.somanuals.com>

<http://www.4manuals.cc>

<http://www.manual-lib.com>

<http://www.404manual.com>

<http://www.luxmanual.com>

<http://aubethermostatmanual.com>

Golf course search by state

<http://golfingnear.com>

Email search by domain

<http://emailbydomain.com>

Auto manuals search

<http://auto.somanuals.com>

TV manuals search

<http://tv.somanuals.com>