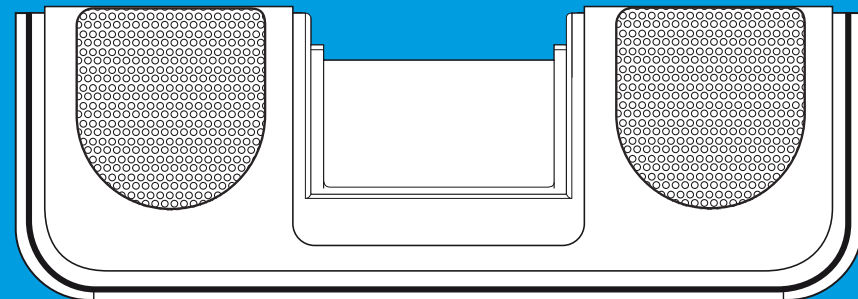


LASER

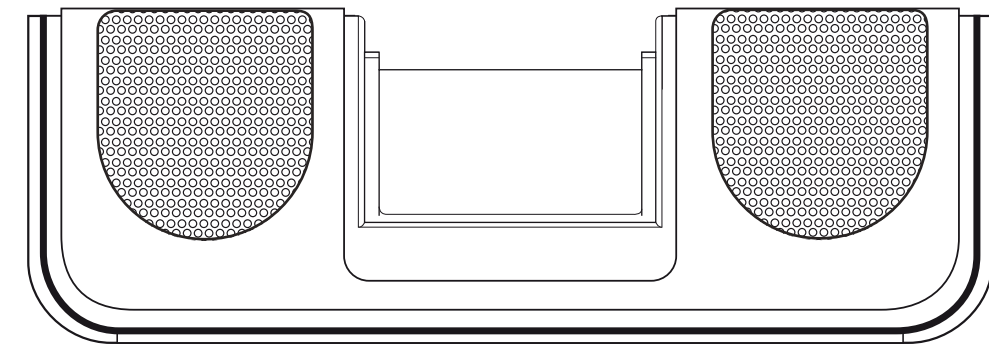


Portable Audio System

For more, log on to www.LaserCo.com.au

LASER

Instruction Manual



LASER

Congratulations on Your Purchase!

Your new portable audio system is designed to deliver maximum enjoyment. Please take a few moments to read the manual thoroughly. It will explain the features and operation of your unit and help ensure a trouble free installation.

Unpacking And Installation

Unpack your unit carefully. We recommend that you save the carton and packing materials in case you ever need to store your unit or if you ever need to return it for a service. To avoid damages, never place the unit near radiators, in front of heating vents, under direct sun light, or near water.

For your safety

When disconnecting the AC power cord pull the power plug. Do not pull the cord by itself. Never handle the AC power plug with wet hands, as this could cause fire or electric shock.

Damage Requiring Service

Do not attempt to repair the unit by yourself. Doing so will void the warranty. It should be done by a qualified service technician.

System specifications

Total continuous Power: 3 Watts RMS
Drivers: 2 inches 4Ω 3 Watts per channel
Frequency response: 160Hz—41 kHz
Signal Noise Ratio: ≥70dB
Speaker size: 235*93*81.5 mm
Speaker housing: plastic
Power input: built-in transformer; power supply cord
Signal input: 3.5 mm stereo connector
Magnetically shielded

TO PREVENT ELECTRIC SHOCK, PLEASE INSERT THE PLUG FULLY INTO THE WALL SOCKET.

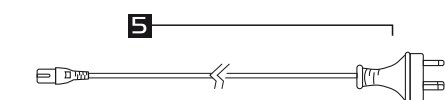
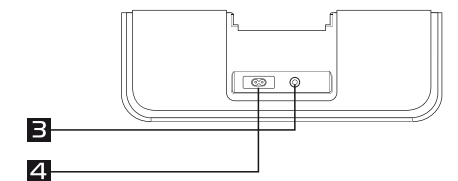
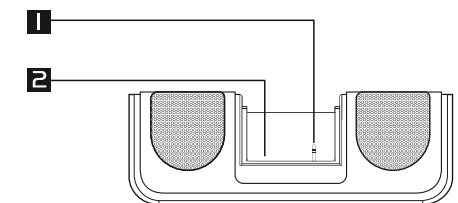
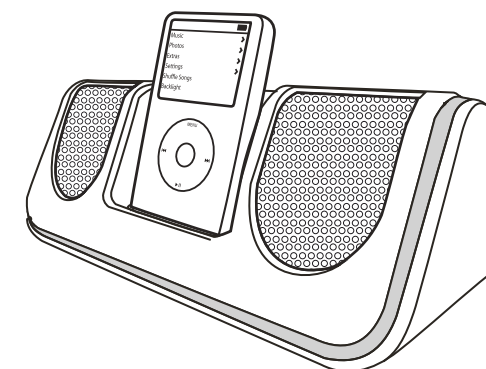
To reduce the risk of electric shock, do not remove the cover. No user-serviceable parts inside. Refer servicing to qualified service personnel.

CAUTION:

If the plug or the power supply cord needs to be replaced, ensure that it complies with the manufacturer's recommendation.

INTRODUCTION

1. 3.5 mm stereo connector
2. Indicator light
3. Power cord connector
4. Headphone jack
5. Power cord cable



LASER

Free Manuals Download Website

<http://myh66.com>

<http://usermanuals.us>

<http://www.somanuals.com>

<http://www.4manuals.cc>

<http://www.manual-lib.com>

<http://www.404manual.com>

<http://www.luxmanual.com>

<http://aubethermostatmanual.com>

Golf course search by state

<http://golfingnear.com>

Email search by domain

<http://emailbydomain.com>

Auto manuals search

<http://auto.somanuals.com>

TV manuals search

<http://tv.somanuals.com>