



# LEICA **SUMMICRON-T** 23 mm f/2 ASPH.

Technical data.



Illustration 1:1

<b>Lens</b>	<b>Leica Summicron-T 23 mm f/2 ASPH.</b>
Order no.	11 081
Compatible cameras	All Leica T models.
Field angle (diagonal, horizontal, vertical)	Approx. 64°, 53°, 35°, corresponding to around 35 mm focal length in 35 mm format.
Optical design	Number of lenses/groups: 9/6. Aspherical surfaces: 2. Position of entrance pupil at infinity: -22.7 mm.
Distance setting	Setting/Function: Electronically controlled. Mode selectable using camera menu: Automatic (AF) or manual (M), in AF mode manual override possible at any times with setting dial. Focusing range: 0.35 m to ∞. Smallest object field/largest scale: approx. 295 x 196 mm/1:12.6.
Aperture	Setting/Function: Electronically controlled, adjustment using dial on camera, third values also available. Lowest value: 16.
Bajonet fitting	Leica T quick-change bayonet with contact strip for Leica T models.
Filter mount/ Lens hood	External bayonet fitting for lens hood (included), internal thread for E52 filters, filter mount does not rotate.
Finish	Black anodized.
Dimensions and Weight	Length to bayonet mount: approx. 37/69 mm (without/with lens hood). Largest diameter: approx. 63/73 mm (without/with lens hood). Weight: approx. 154/186 g (without/with lens hood).



# LEICA **SUMMICRON-T** 23 mm f/2 ASPH.

## ENGINEERING DRAWING


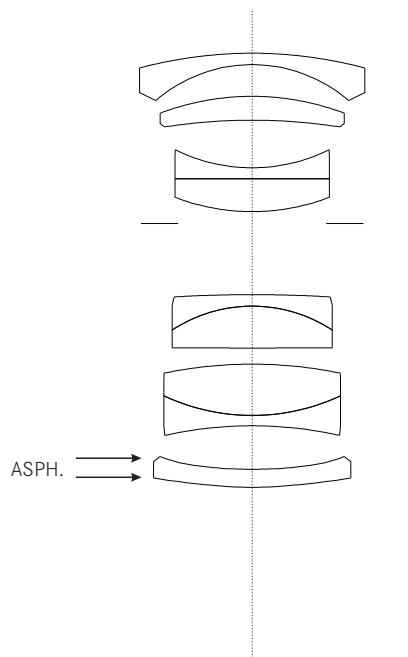


Illustration 1:1

## LENS SHAPE





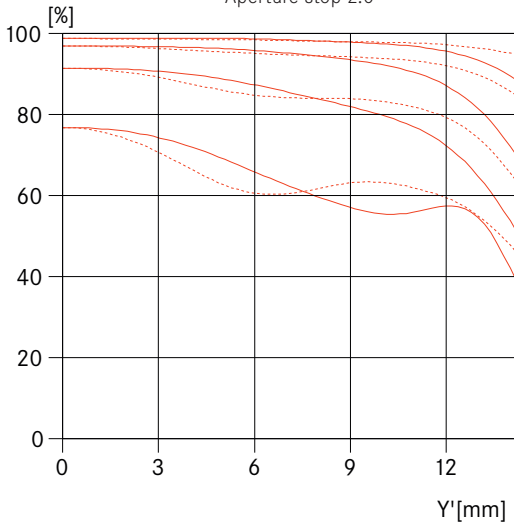
# LEICA **SUMMICRON-T** 23 mm f/2 ASPH.

## MTF DIAGRAMS

Focal length 23 mm

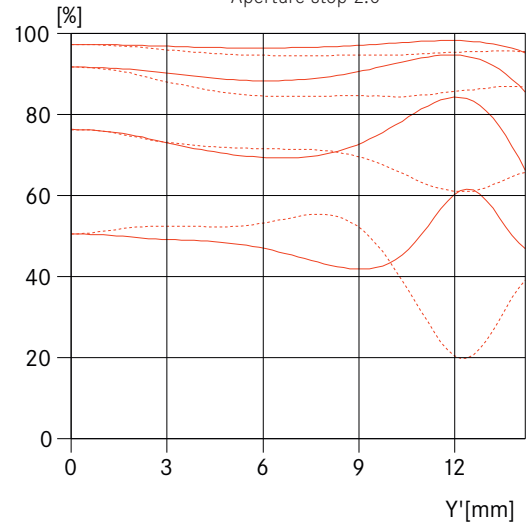
Infinity

Aperture stop 2.0

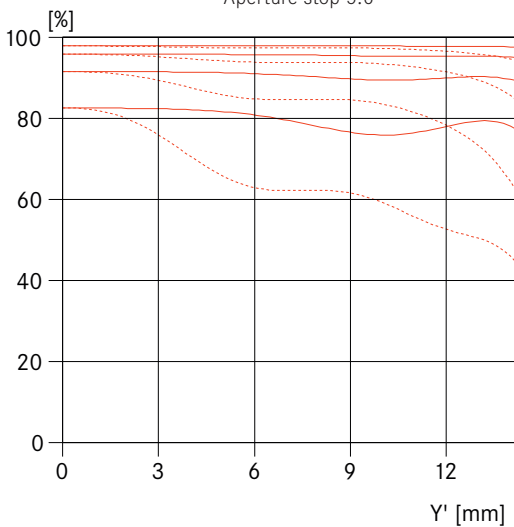


Close focus distance

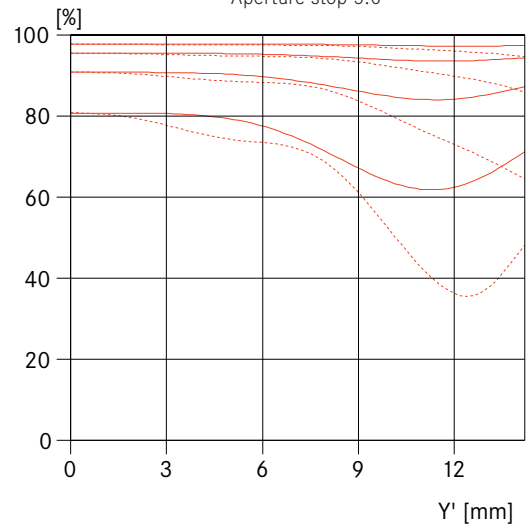
Aperture stop 2.0



Aperture stop 5.6



Aperture stop 5.6



— Sagittal structures  
 - - - Tangential structures

## MTF GRAPHS

The MTF is indicated both at full aperture and at f/5.6 for long distances (infinity) and close focussing distance. Shown is the contrast in percentage for 5, 10, 20 and 40 lp/mm across the height of the 35 mm film format, for tangential (dotted line) and sagittal (solid line) structures, in white light. The 5 and 10 lp/mm will give an indication regarding the contrast ratio for large object structures. The 20 and 40 lp/mm records the resolution of finer and finest object structures.

## Free Manuals Download Website

<http://myh66.com>

<http://usermanuals.us>

<http://www.somanuals.com>

<http://www.4manuals.cc>

<http://www.manual-lib.com>

<http://www.404manual.com>

<http://www.luxmanual.com>

<http://aubethermostatmanual.com>

Golf course search by state

<http://golfingnear.com>

Email search by domain

<http://emailbydomain.com>

Auto manuals search

<http://auto.somanuals.com>

TV manuals search

<http://tv.somanuals.com>