



www.LGUSA.com

UX245

Quick Start Guide



Bluetooth® Pairing



Sending a vCard



Taking a Picture



Using Voice Commands

Getting to Know Your Phone



Bluetooth® Pairing

The UX245 can connect with other Bluetooth enabled devices like headsets, speakerphones, and laptops that are nearby so you can make calls and share data wirelessly.

1. From standby mode, press the **Left Soft Key** for **Menu** and select **Bluetooth (7)**.
2. Select **Paired Devices (1)**.
3. Press the **Left Soft Key** for **Search**. If Bluetooth is set to off, you will be prompted to turn power on. Select **Yes (1)** and press **OK**.
4. Select **New Search (1)**, and press **OK** to find Bluetooth devices within range.
5. Once a device has been found, press **OK** to select it for pairing.
6. Enter the device's passkey (typically "0000"– 4 zeroes) and press **OK** to pair. If you don't know the passkey, consult the user manual of the device you are trying to pair.

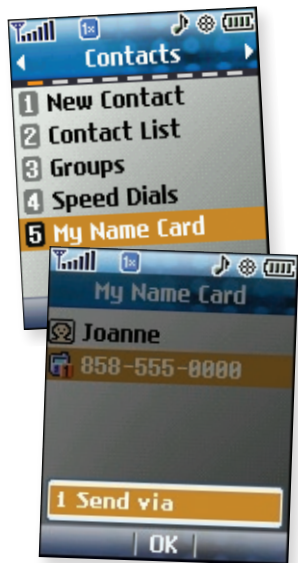
Note: You can save up to 20 Bluetooth pairings.



Sending a vCard

Save needless keystroking by sending contact information from your phone directly to another device's address book wirelessly via Bluetooth.



1. From standby mode, press the **Left Soft Key** for **Menu** and select **Contacts (1)**.
2. Select **My Name Card (5)**.
3. Press the **Right Soft Key** for **Options**, then **OK** for **Send via Bluetooth (1)**.
4. If Bluetooth is off, select **Yes (1)** and press **OK**.
5. Scroll to highlight a paired device and press **OK** to send.





Note: Received vCard information will be stored under contacts.

Taking a Picture

Take rich photos day or night using the VGA camera with flash. Then let everyone else in on the fun by sending them instantly to your favorite contacts.

1. To take a picture, press the  **Key**.
2. Press **left** or **right** on the Navigation Key to adjust brightness. Press **up** or **down** for zoom.* Press the **Right Soft Key** to adjust camera options. To turn on the flash, press the side  **Key**.
3. Press **OK** to take the picture.
4. Press the **Left Soft Key** to send or press **OK** to save.

Taking a Self-Portrait:


1. To take a self-portrait with the flip closed, press and *hold* the side  **Key** for about 2 seconds.
2. Press **up** or **down** on the **Volume Keys** to adjust brightness.
3. Press the side  **Key** to take the picture.



*640x480 resolution does not support zoom.

Using Voice Commands

With the press of a key, you can handle a host of common tasks by simply talking to the phone.

1. Press the side **Voice Command Key** .
2. You will be asked to “Please say a command.” Clearly speak a command from the list:
 - (1) **Call Someone**: at the prompt, say a contact name to dial the number
 - (2) **Digit Dial**: dial by speaking the phone numbers
 - (3) **Voicemail**: tells you whether you have any voicemail messages waiting
 - (4) **Missed Calls**: advises you if you have missed any incoming calls
 - (5) **Messages**: lets you know if any text messages are waiting for you
 - (6) **Time & Date**: tells you the day, date, and time



Optional Accessories

Accessories for productivity, convenience, and fashion are available at www.LGUSA.com.



Bluetooth Headset



Bluetooth Style-i



Vehicle Power Charger



Carrying Case



Battery Wall Charger
(charges std. & ext. batteries)



Extended Li-Ion Battery
(1,700 mAh)

©2006 LG Electronics, Inc. All rights reserved. All other trademarks are property of their respective owners. All phone images are simulated. The Bluetooth trademark and logos are owned by the Bluetooth SIG, Inc. and any use of such marks by LG Electronics is under license.

Download from www.Somanuals.com. All Manuals Search And Download.



LG Electronics MobileComm U.S.A., Inc.

10101 Old Grove Road, San Diego, CA 92131

Customer Service: 800-793-8896

www.LGUSA.com

Free Manuals Download Website

<http://myh66.com>

<http://usermanuals.us>

<http://www.somanuals.com>

<http://www.4manuals.cc>

<http://www.manual-lib.com>

<http://www.404manual.com>

<http://www.luxmanual.com>

<http://aubethermostatmanual.com>

Golf course search by state

<http://golfingnear.com>

Email search by domain

<http://emailbydomain.com>

Auto manuals search

<http://auto.somanuals.com>

TV manuals search

<http://tv.somanuals.com>