



UX300

QUICK START GUIDE



Bluetooth® Pairing



Taking a Picture



Restricting Calls



Getting to Know Your Phone




Bluetooth® Pairing

Cut the cords and go wireless! The UX300 enhances your experience with the convenience of Bluetooth technology.

1. Set your Bluetooth accessory into pairing mode.*
2. Press **up** on the **Navigation Key**, then select **Paired Devices (1)**.
3. Press the **Left Soft Key** for **Search**. When prompted to turn on Bluetooth, press **OK** on the keypad.
4. Press **OK** to begin a new search.
5. Once the Bluetooth device has been found, highlight it and press **OK** for **Pair**.
6. Enter the passcode* (typically "0000" – 4 zeroes) and press **OK**.
7. Press **OK** to connect with the device.



**Refer to your Bluetooth accessory's user guide for information about initiating pairing mode and the passcode.*



Taking a Picture

Capture the moment! The UX300's VGA camera is so easy to use that you won't miss a thing.


Flip Open

1. Press and *hold* the side  **Key**.
2. Press **up** or **down** on the **Navigation Key** to zoom.* Press **left** or **right** to adjust the brightness. To adjust other camera options, press the **Right Soft Key** for **Options**.
3. Press  to take a picture.

Flip Closed

1. Press and *hold* , then quickly press the side **Volume Keys**  .
2. Press  to take a picture.

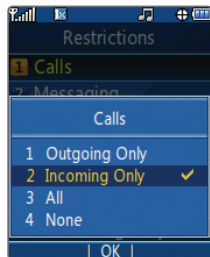
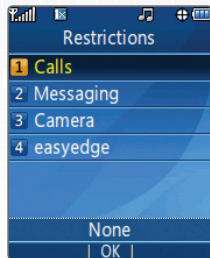
**Camera setting of 640x480 pixels does not support zoom function.*



Restricting Calls

Lending your phone to a friend or colleague? The UX300 allows you the freedom to restrict features for the ultimate in flexibility.

1. Press the **Left Soft Key** for **Menu**, then select **Settings (9)** and **Security (3)**.
2. Enter the lock code (by default, the last four digits of your phone number) and press **OK**.
3. Select **Restrictions (2)**, then **Calls (1)**.
4. Select a restriction and press **OK**.



Optional Accessories

Maximize your phone with these cutting-edge accessories at www.LGUSA.com.



Bluetooth Headset
(HBM-755)



Extended Li-Ion Battery
(1,500 mAh)



Vehicle Power Charger

©2008 LG Electronics, Inc. All rights reserved. The Bluetooth® trademark and logos are owned by the Bluetooth® SIG, Inc. and any use of such marks by LG Electronics is under license. **easyedge**™ is a service mark of U.S. Cellular®. All rights reserved. All other trademarks are property of their respective owners. All phone images are simulated.



Mixed Sources

Product group from well-managed forests, controlled sources and recycled wood or fiber

www.fsc.org Cert no. XXX XXX XXX
© 1996 Forest Stewardship Council



Free Manuals Download Website

<http://myh66.com>

<http://usermanuals.us>

<http://www.somanuals.com>

<http://www.4manuals.cc>

<http://www.manual-lib.com>

<http://www.404manual.com>

<http://www.luxmanual.com>

<http://aubethermostatmanual.com>

Golf course search by state

<http://golfingnear.com>

Email search by domain

<http://emailbydomain.com>

Auto manuals search

<http://auto.somanuals.com>

TV manuals search

<http://tv.somanuals.com>