

Basic Telephone and Video Panel

APPLICATION

Leviton's Basic Telephone and Video Panel combines a 1x9 Bridged Telephone Board and a 6-way 2 GHz Video Splitter in a dedicated plastic bracket for essential telephone and video distribution. It handles up to four telephone lines through to nine telephone connections, making it suitable for phone, fax or modem. The panel features video output for up to six video connections.

STANDARDS COMPLIANCE

Meets all applicable standards: cULus Listed; TIA/EIA-568A and FCC Part 68 compliant.


PHYSICAL SPECIFICATIONS

- Materials:
- Bracket:
 - ABS plastic, white.
 - 1x9 Bridged Telephone Board:
 - Printed circuit board with 10 bridged 4-pair 110-Type IDC connectors.
 - 6-way 2 GHz Video Splitter:
 - Die-cast housing and printed circuit board construction.
- Dimensions:
- Bracket:
 - 6.13"H x 13.30"W x 2.28" D
 - 1x9 Bridged Telephone Board:
 - 2.24"H x 6.57"W x 1.82"D
 - 6-way 2 GHz Video Splitter:
 - 3.0"H x 6.58"W x 1.4"D
 - Insertion Loss: 11.0 dB - 14dB
 - Return Loss: 11.5 dB - 23.5 dB
 - Isolation: 35.0 dB - 39.5 dB

DESIGN CONSIDERATIONS

- Fit easily into any Leviton Structured Media™ enclosure, or use as a stand-alone unit.
- Determine outlet locations and carefully plan cable routing to ensure the selected unit satisfies requirements. Expansion boards available separately.
- Install 75 Ohm termination caps on unused outputs of 6-way 2 GHz Video Splitter to reduce signal distortion or "ghosting".
- Use Video Amplifier (PN# 48210-VA) for increased signal strength.

See ELECTRONIC FILES for CAD files (.DXF, .DWG, MS-DOS.EPS) on disk



WARRANTY INFORMATION

- Two-year limited product warranty.

For ELECTRONIC Typical Specs see (.TXT) file on disk.

TYPICAL SPECIFICATION

The Basic Telephone and Video Panel shall meet all applicable standards: cULus Listed; TIA/EIA-568A and FCC Part 68 compliant. The panel shall handle up to four telephone lines through to nine telephone connections, making it suitable for phone, fax or modem. The panel also features video output for up to six video connections. The panel shall include a plastic mounting bracket, 1x9 Bridged Telephone Board, and a 6-way 2 GHz Video Splitter. It shall fit into any Leviton Structured Media enclosure, or be used as a stand-alone unit. A two-year limited product warranty shall be provided by the manufacturer.



For Applications Engineering Support – Call 1-425-485-4288; in USA call 1-800-824-3005
Spec sheets and updates are also available at www.levitonvoicedata.com.

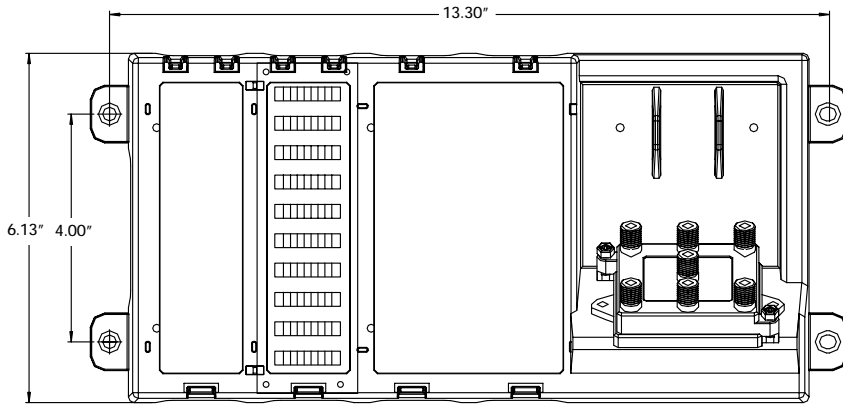
Basic Telephone and Video Panel

Part Number
47606-BTV

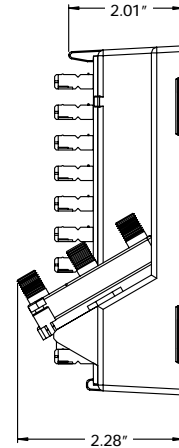
.....

DIMENSIONAL LINE ART

See ELECTRONIC FILES for CAD images
(.DXF, .DWG, MS-DOS.EPS)



Front View



Side View

PART NUMBERS

Description	Part No.
Basic Telephone and Video Panel	47606-BTV

For Applications Engineering Support – Call 1-425-485-4288; in USA call 1-800-824-3005.
Spec sheets and updates are also available at www.levitonvoicedata.com.



2222 – 222nd St. SE • Bothell, WA 98021 USA • Tel: 1-800-722-2082 / 1-425-485-4288 • Fax: 1-425-483-5270 • Int'l Fax: 1-425-485-9170 • GSA# GS-35F-4785G

Free Manuals Download Website

<http://myh66.com>

<http://usermanuals.us>

<http://www.somanuals.com>

<http://www.4manuals.cc>

<http://www.manual-lib.com>

<http://www.404manual.com>

<http://www.luxmanual.com>

<http://aubethermostatmanual.com>

Golf course search by state

<http://golfingnear.com>

Email search by domain

<http://emailbydomain.com>

Auto manuals search

<http://auto.somanuals.com>

TV manuals search

<http://tv.somanuals.com>