






LCD ENTERTAINMENT SOLUTIONS

Personal entertainment keeps users coming back

Entertainment greatly improves usage by exercisers compared to similar equipment without entertainment. Plus, personal entertainment for each exercise station is proven to be significantly more popular than wall-mounted TVs*. And when it comes to personal entertainment, no one does it like Life Fitness. We combine the best in LCD technology with the legendary performance and durability of our cardio equipment to give users what they want — workouts that don't feel like work. From the highly advanced E³ Integrated LCD™ with Touch Screen Technology to the LCD Entertainment System, only Life Fitness provides a single source to deliver both integrated and attachable LCD products to meet every need.

Choose from our collection of LCD personal entertainment solutions:



E³ INTEGRATED LCD™ SYSTEM WITH TOUCH SCREEN TECHNOLOGY

PAGES 30-33



ATTACHABLE LCD WITH E-Z™ TV CONSOLE

PAGES 34-35



ATTACHABLE LCD ENTERTAINMENT SYSTEM

PAGE 36



LCD ENTERTAINMENT SYSTEM

PAGE 37

*Fitness Management, January 2005



95Te
E³ Integrated LCD™ System



95Xe



95Ce



95Re



95Se

□ *E³ Integrated LCD™ System with Touch Screen Technology*

Exercise, entertainment and education – this all-in-one LCD system provides the ultimate workout experience. Featuring a bright, clear Sharp® LCD screen powered by an Intel® microprocessor, it is the most advanced console in the fitness industry. The E³ Integrated LCD System comes standard on all Life Fitness 97 and 95 “e” models.

Performance Features

▶ **ULTIMATE WORKOUT EXPERIENCE**

The LCD screen shows only relevant workout data, and users can choose their preferred size of entertainment screen and workout data display. Facility managers can choose from 13 languages to ensure that users enjoy an intuitive workout experience in their preferred language.

▶ **PREMIUM ENTERTAINMENT**

Selecting a TV station from the “Favorites” menu, accessing FM Radio (additional equipment required), and changing channels or volume is as easy as using a home TV or stereo remote control.

▶ **EDUCATION**

Easy-to-access descriptions educate users on each workout activity, helping them select the exercise program that best matches their personal goals.

▶ **INTELLIGENT DESIGN**

The streamlined industrial design creates a premium appearance. The console’s touch screen is built right into our cardio machines, and the screen’s ergonomic positioning reduces glare.

▶ **DURABLE INSIDE AND OUT**

The Sharp® LCD screen includes a protective layer that extends its life by eliminating direct user contact. Internally, integrated shock mounts protect the screen from vibration and movement, and a watertight seal prevents moisture from permeating the console.

▶ **FACILITY-SPECIFIC PROGRAMMING**

Facility managers can use the intuitive Manager’s Configuration to tailor the console display to meet the specific needs of both the facility and its users. Customize a password-protected Secure Channel for your facility’s exclusive use, and use the Promo Channel to announce your upcoming programming and promotions. Also, managers can preset the TV to list Favorite Channels on-screen, while personal trainers can create and save workouts using the Custom Workouts feature.

HIGHLIGHTED FEATURE

▶ **TOUCH SCREEN TECHNOLOGY**



Oversized touch screen buttons make it easy to manage workouts and change channels.

E³ Integrated LCD™ System with Touch Screen Technology

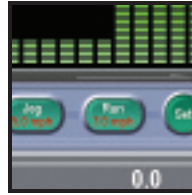
Special Features

The E³ Integrated LCD™ System with Touch Screen Technology comes standard with a number of special features to provide your users with the ultimate workout experience.



QUICK START

One touch Start button on the “Welcome” screen provides the fastest route to working out.



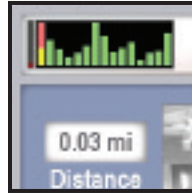
GO SYSTEM™ BUTTONS

Users can begin a workout by pushing just one button of the Go System, which includes Walk (3 mph), Jog (5 mph), and Run (7 mph) buttons. A “Set” button allows users to modify speed settings (returns to default setting at the end of the workout). Enables easy interval training. Available only on 97Te and 95Te models.



PROMO CHANNEL*

Allows facilities to broadcast promotional content to users within their facility.



MINI WORKOUT DISPLAY

Users can see workout profile and monitor workout progress while they view entertainment.



FAVORITE CHANNELS

Users can easily choose from a list of facility-selected TV channels.



SECURE CHANNEL*

Password-protected channel allows user to watch live video content, such as child care areas, provided by facility-installed camera(s).

*Additional equipment required



USER LANGUAGE SELECT

Facility managers can select from up to 13 languages so users can workout in their preferred language. Languages include English, Spanish, Portuguese, Italian, French, German, Dutch, Russian, Traditional Chinese, Simplified Chinese, Japanese, Turkish and Korean.



FM RADIO*

Integrated tuner allows exercisers to listen to FM radio programming during their workout.



CUSTOM WORKOUTS

Users can access trainer-defined cardio programs to help them reach their fitness goals.

Additional Features

MANAGER'S CONFIGURATION

Easy-to-program product features to meet the needs of both the facility and the users.

USER UNIT SELECTION

Displays workout data in US or Metric (mph/kph, lbs/kg)

MANUAL FINE TUNING

Facilities can set any desired TV frequency

SECONDARY AUDIO PROGRAM (SAP)

Users can watch TV programs in an alternate language (Requires SAP TV broadcast)

CHANNEL RENUMBERING

Facilities can organize TV channels in preferred order

MARATHON MODE

Allows unlimited workout time

ASSET MANAGER AND ADVANCED DIAGNOSTIC

Tracks equipment usage rates

HEADPHONE JACK REPLACEMENT

Remove with only a single screw

LOW START-UP RESISTANCE LEVEL

Enables deconditioned users to start easily



95Xi
Attachable LCD with E-Z TV™ Console



95Ti



95Ci



95Ri



95Si

□ **Attachable LCD with E-Z TV™ Console**

The attachable LCD entertainment screen and E-Z TV™ Console for the Life Fitness 95 and 97 models feature a built-in TV controller with no external remote control for a clean, streamlined look.

Performance Features

➤ **ADVANCED TECHNOLOGY**

No one but Life Fitness has an attachable Sharp® LCD screen that provides bright, clear images with an exclusive and unique in-console numeric TV controller.

➤ **EASY TO INSTALL**

The screen simply mounts on the machine, and there's no external remote control to attach.

➤ **SOPHISTICATED DESIGN**

This attachable solution complements the Life Fitness design language for a consistent, streamlined appearance. The in-console controls create an exceptionally clean look, and the screen is positioned to reduce glare and provide optimal viewing.

➤ **DURABILITY**

Get the Life Fitness quality you expect, plus there's a protective layer that shields the screen from moisture and rough use to help assure years of durability.

HIGHLIGHTED FEATURE

➤ **ENHANCED WORKOUT EXPERIENCE**



Easy-to-use, in-console controls similar to those on a home TV remote control enhance the user experience. In addition to volume control buttons, a previous channel viewed button, and up and down arrows for channel scrolling, there is numeric channel selection.



93T



93X



93R



93S

□ *Attachable LCD Entertainment System*

This system includes an LCD screen and numeric remote control with multiple mounting options, making it easy to add personal entertainment to new Life Fitness 90, 91, and 93 models or to most existing Life Fitness cardio machines with LED universal consoles.

Performance Features

▶ **TIME-TESTED TECHNOLOGY**


The numeric remote control is easy to use, with buttons similar to those on home TV remote controls.

▶ **SMART DESIGN**

The system is designed to complement Life Fitness equipment and features a screen positioned to reduce glare and provide optimal viewing.

HIGHLIGHTED FEATURE

▶ **MULTIPLE MOUNTING OPTIONS**



The numeric remote comes with multiple mounting options, including a clamp, cable ties, and Velcro®. A unique rotating mechanism allows the installer to ensure ideal positioning for the user.



93C

LCD Entertainment System

Add personal entertainment in minutes to earlier generation[†] Life Fitness cardio machines or any other brand. This freestanding system includes a screen stand, LCD screen and numeric remote control with multiple mounting options.

Performance Features

UNIVERSAL FIT

The system works with virtually any cardio equipment — just position the stand in front of the machine and adjust the height and angle of the LCD screen to the ideal position.

SIMPLE AND SLEEK

The clean design complements the look of a wide range of cardio equipment.

MULTIPLE MOUNTING OPTIONS

The numeric remote comes with multiple mounting options, including a clamp, cable ties, and Velcro®. A unique rotating mechanism allows the installer to ensure ideal positioning for the user.



LC9500HR
with LCD stand

LCD Technology

KEY:

• Standard ◦ Optional – Unavailable

	97Te	97Ti	95Te	95Ti	93T	91Ti	90T						
TREADMILLS													
Entertainment Solution Type													
E ³ Integrated LCD™ System with Touch Screen Technology	•	–	•	–	–	–	–						
Attachable LCD with E-Z TV™ Console	–	◦	–	◦	–	–	–						
Attachable LCD Entertainment System*	–	◦	–	◦	◦	◦	◦						
									95Xe	95Xi	93X	91X	90X
CROSS-TRAINERS													
Entertainment Solution Type													
E ³ Integrated LCD™ System with Touch Screen Technology			•	–	–	–	–						
Attachable LCD with E-Z TV™ Console			–	◦	–	–	–						
Attachable LCD Entertainment System*			–	◦	◦	◦	◦						
									95Ce	95Ci	93C	90C	
UPRIGHT LIFECYCLE EXERCISE BIKES													
Entertainment Solution Type													
E ³ Integrated LCD™ System with Touch Screen Technology				•	–	–	–						
Attachable LCD with E-Z TV™ Console				–	◦	–	–						
Attachable LCD Entertainment System*				–	◦	◦	◦						
									95Re	95Ri	93R	90R	
RECUMBENT LIFECYCLE EXERCISE BIKES													
Entertainment Solution Type													
E ³ Integrated LCD™ System with Touch Screen Technology				•	–	–	–						
Attachable LCD with E-Z TV™ Console				–	◦	–	–						
Attachable LCD Entertainment System*				–	◦	◦	◦						
									95Se	95Si	93S	90S	
STAIRCLIMBERS													
Entertainment Solution Type													
E ³ Integrated LCD™ System with Touch Screen Technology				•	–	–	–						
Attachable LCD with E-Z TV™ Console				–	◦	–	–						
Attachable LCD Entertainment System*				–	◦	◦	◦						

[†] Models manufactured prior to the development of the Life Fitness LED universal console.

* LCD screen, numeric remote, flexible mounting options (clamp, cable ties, and Velcro®). Available for new 90, 91 and 93 models. Available for previously-purchased 90, 91, 93, 95 and 97 Life Fitness cardio machines with LED universal console displays (models include current silver/gray 90 Series and prior-generation black/gray models).

For complete cardio product and LCD Entertainment Solutions information, see specifications beginning on page 38.

KEY:

• Standard ◦ Optional – Unavailable

	E3 Integrated LCD System with Touch Screen Technology	Attachable LCD with E-Z TV Console	Attachable LCD Entertainment System	LCD Entertainment System
DISPLAY				
12.1" Diagonal Sharp® LCD Touch Screen	•	–	–	–
Attachable 12.1" Diagonal Sharp® LCD Screen	–	•	•	•
TV Viewing Options				
- Full screen or partial screen with workout data	•	–	–	–
- Full screen	–	•	•	•
SPECIAL FEATURES				
Intel® Microprocessor	•	–	–	–
FM Radio-ready	•	–	–	–
Go System (Walk-Jog-Run) for Treadmills	•	–	–	–
Manager Defined Marathon Mode (unlimited workout time)	•	–	–	–
Manager Defined/User-Selected Languages: English, Spanish, Portuguese, Italian, French, German, Dutch, Russian, Chinese (traditional and simplified), Japanese, Turkish and Korean	•	–	–	–
User Units Selection (mph/kph and lbs/kg)	•	–	–	–
Favorite Channels	•	–	–	–
Custom Workouts	•	–	–	–
Promo Channel	•	–	–	–
Secure Channel	•	–	–	–
Workout Program Descriptions	•	–	–	–
Manager's Configuration	•	–	–	–
Quick Start	•	–	–	–
Mini-Workout Display	•	–	–	–
CSAFE-Ready	•	–	–	–
Asset Management and Advanced Diagnostics	•	–	–	–
Screen Protection: Protective top layer, internal shock mounts, gasket	•	–	–	–
Multiple Remote Mounting Options: clamp, rotating mechanism, cable ties, Velcro®	–	–	•	•
TECHNICAL SPECIFICATIONS				
Television System				
- American TV Standard	•	–	–	–
- American TV Standard, NTSC, PAL, SECAM	–	•	•	•
Channel Coverage: VHF 2-13, UHF 14-69, CATV 1-125	•	•	•	•
Manual Fine Tuning	•	–	–	–
International Channel Renumbering	•	–	–	–
Channel Control				
- LCD Touch Screen and console	•	–	–	–
- E-Z TV™ Console with in-console remote	–	•	–	–
- External numeric remote	–	–	•	•
Previous Channel Viewed	•	•	•	•
Secondary Audio Programs (SAP)	•	–	–	–
Headphone Jack: 300mW 3.5 mm Stereo	•	•	•	•
Headphone Jack Placement				
- Console	•	•	–	–
- Numeric remote	–	–	•	•
Easy-to-Remove Headphone Jack	•	•	•	•
Power Requirements				
- Treadmills: Dedicated 120 volt/60 Hz/20 amp circuit.	•	–	–	–
- Other cardio: AC power line 115 volt, 15 amp (voltage may vary outside U.S.)	–	•	•	•
- 100v–240v, 50–60Hz	–	•	•	•
Attachable LCD Dimensions (WxHxD)	–	12.25" x 10.5" x 3" (31 cm x 26.7 cm x 7.8 cm)		
Attachable LCD Weight	–	10 lbs (4.5 kg)		
Adjustable Stand Height: LCD screen positioning of 44"–72"	–	–	–	•
Stand Weight (without LCD Screen)	–	–	–	27 lbs (12 kg)
Stand Dimensions: 24"L x 24"W x 79"H (61 cmL x 61 cmW x 201 cmH)	–	–	–	•
Stand Color Options: Black and gray	–	–	–	•
Remote Color: Gray	–	–	•	•
Cable Management: Cable coverage over base cable exposure	–	–	–	•
Warranty*				
- Same as host cardio product	•	•	–	–
- 2-years electrical and mechanical parts; 90 days labor	–	–	•	•

*Warranties outside the U.S. may vary. Specifications subject to change.

Free Manuals Download Website

<http://myh66.com>

<http://usermanuals.us>

<http://www.somanuals.com>

<http://www.4manuals.cc>

<http://www.manual-lib.com>

<http://www.404manual.com>

<http://www.luxmanual.com>

<http://aubethermostatmanual.com>

Golf course search by state

<http://golfingnear.com>

Email search by domain

<http://emailbydomain.com>

Auto manuals search

<http://auto.somanuals.com>

TV manuals search

<http://tv.somanuals.com>