

Complete Fixture consists of Reflector Trim & Frame-In Kit. Select each separately.

Reflector Trim	Frame-In Kit — See Individual Frame-In Kit Specification Sheets							
	Incandescent				Fluorescent			
	Frame-In Kit	Ceiling Type	Lamping	Height	Frame-In Kit	Ceiling Type	Lamping	Height
1078 Opal	1000P1 1002P1 1003R	Non-IC	60W A19	6 3/4"	1001F13U Series	UniFrame™ Non-IC	(1) Quad/Triple 13W (GX24q-1)	5 7/8"
		Non-IC		6 3/4"		UniFrame™ Non-IC	(1) Quad /Triple 18W (GX24q-2)	5 7/8"
		Non-IC Remodeler		6 3/4"		UniFrame™ Non-IC	(1) Triple 26W (GX24q-3)	5 7/8"
	1000IC 1000AICM	IC	40W A19	7 5/16"	100413 Series	IC	(1) Quad/Triple 13W (GX24q-1)	7 1/2"
		AirSeal® IC		7 5/16"	100418 Series	IC	(1) Quad/Triple 18W (GX24q-2)	7 1/2"
					1004F26* Series	IC	(1) Quad/Triple 26W (GX24q-2)	7 1/2"
					1001F13ICU/N	Performance IC	(1) Quad/Triple 13W (GX24q-1)	7 1/4"
					1001F18ICU/N	Performance IC	(1) Quad/Triple 18W (GX24q-2)	7 1/4"
					1001F26ICU/N	Performance IC	(1) Triple 26W (GX24q-3)	7 1/4"
					1001FDICMX1/N	Performance IC Advance Mark 10 Dimming 120v	(1) Triple 26W (GX24q-3)	7 1/4"
					1001FDICMX2/N	Performance IC Advance Mark 10 Dimming 277v	(1) Triple 26W (GX24q-3)	7 1/4"
					1910XFH1	Conversion Kit	(1) Quad/Triple 13W (GX23q-2)	6 3/4"

* Lightolier recommends the use of triple tube lamps.

Features

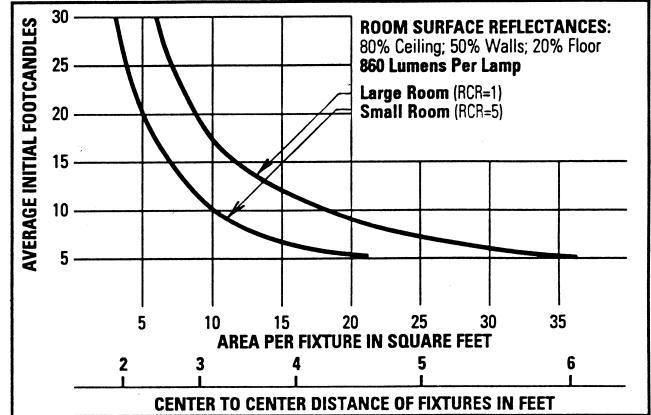
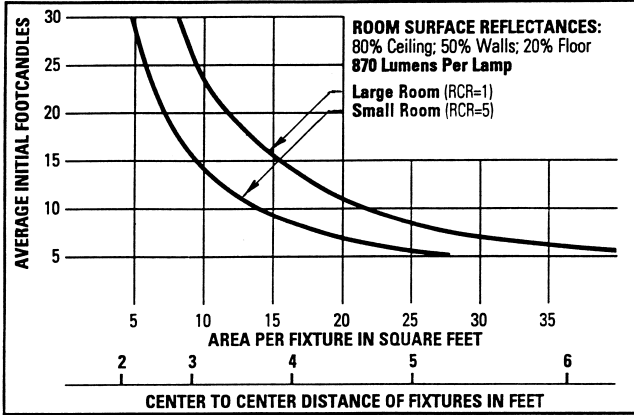
- Reflector:** Hydroformed aluminum, .040" thick (18 ga.); non-yellowing, scratch resistant Perma White finish, 88% reflectance; white trim flange.
- Diffuser:** Translucent white, polycarbonate Lexan®. Installs and removes with twist-lock action, no tool required.
- Frame-In Kit:** (1002P1 standard frame shown). Other frames listed above and shown on the right. See Frame-In Kit specification sheets for more details.

Labels

UL (Suitable for Wet Locations—Covered Ceiling), I.B.E.W.

Job Information	Type:
Job Name:	
Cat. No.:	
Lamp(s):	
Notes:	

Lightolier a Genlyte company www.lightolier.com
 631 Airport Road, Fall River, MA 02720 • (508) 679-8131 • Fax (508) 674-4710
 We reserve the right to change details of design, materials and finish.
 © 2007 Genlyte Group LLC • 11007

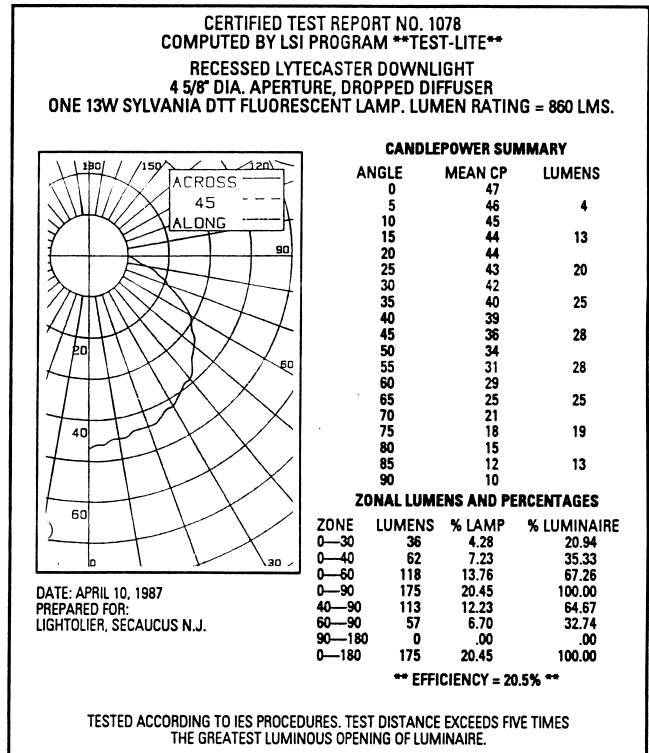
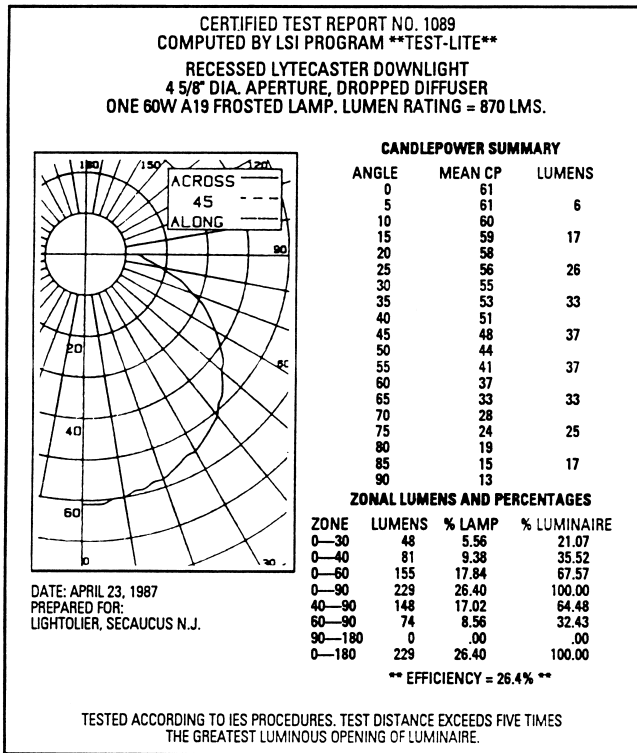


Use quick calculator chart to determine the spacing of 60 Watt A19 units for a desired level of illumination.

Use quick calculator chart to determine the spacing of 13 Watt Quad Tube units for a desired level of illumination.

SPACING RATIO = 1.3

SPACING RATIO = 1.3



COEFFICIENTS OF UTILIZATION

% EFFECTIVE CEILING CAVITY REFLECTANCE

ROOM CAVITY RATIO	% WALL REFLECTANCE															
	80			70			50			30			10			0
	50	30	10	50	30	10	50	30	10	50	30	10	50	30	10	0
1	.27	.26	.24	.26	.25	.24	.25	.24	.23	.24	.23	.23	.23	.22	.22	.21
2	.23	.21	.20	.23	.21	.19	.22	.20	.19	.21	.20	.18	.20	.19	.18	.17
3	.20	.18	.16	.20	.18	.16	.19	.17	.16	.18	.17	.15	.18	.16	.15	.14
4	.18	.15	.14	.18	.15	.13	.17	.15	.13	.16	.15	.13	.16	.14	.13	.12
5	.16	.13	.11	.16	.13	.11	.15	.13	.11	.14	.13	.11	.14	.12	.11	.10
6	.14	.12	.10	.14	.11	.10	.13	.11	.10	.12	.11	.10	.12	.11	.10	.09
7	.13	.10	.09	.12	.10	.08	.12	.10	.08	.11	.10	.08	.11	.09	.08	.08
8	.11	.09	.07	.11	.09	.07	.11	.09	.07	.10	.09	.07	.10	.08	.07	.07
9	.10	.08	.06	.10	.08	.06	.10	.08	.06	.09	.08	.06	.09	.08	.06	.06
10	.09	.07	.06	.09	.07	.06	.09	.07	.06	.08	.07	.06	.08	.07	.06	.05

20% FLOOR CAVITY REFLECTANCE

COEFFICIENTS OF UTILIZATION

% EFFECTIVE CEILING CAVITY REFLECTANCE

ROOM CAVITY RATIO	% WALL REFLECTANCE															
	80			70			50			30			10			0
	50	30	10	50	30	10	50	30	10	50	30	10	50	30	10	0
1	.21	.20	.19	.20	.19	.19	.19	.19	.18	.19	.18	.17	.18	.17	.17	.17
2	.18	.16	.15	.18	.16	.15	.17	.16	.15	.16	.15	.14	.16	.15	.14	.14
3	.16	.14	.12	.15	.14	.12	.15	.13	.12	.14	.13	.12	.14	.13	.12	.11
4	.14	.12	.11	.14	.12	.10	.13	.12	.10	.13	.11	.10	.12	.11	.10	.10
5	.12	.10	.09	.12	.10	.09	.12	.10	.09	.11	.10	.09	.11	.10	.09	.08
6	.11	.09	.08	.11	.09	.08	.11	.09	.08	.10	.09	.07	.10	.09	.07	.07
7	.10	.08	.07	.10	.08	.07	.09	.08	.06	.09	.07	.06	.09	.07	.06	.06
8	.09	.07	.06	.09	.07	.06	.08	.07	.06	.08	.07	.06	.08	.07	.06	.05
9	.08	.06	.05	.08	.06	.05	.08	.06	.05	.07	.06	.05	.07	.06	.05	.04
10	.07	.06	.04	.07	.06	.04	.07	.05	.04	.07	.05	.04	.07	.05	.04	.04

20% FLOOR CAVITY REFLECTANCE

To convert lighting data for a lower wattage incandescent lamp of the same type, multiply the footcandle (or candlepower) values by the ratio of the lumens of the two lamps. The coefficients of utilization remain the same.

Job Information **Type:**

Lightolier a Genlyte company www.lightolier.com
631 Airport Road, Fall River, MA 02720 • (508) 679-8131 • Fax (508) 674-4710
We reserve the right to change details of design, materials and finish.
© 2007 Genlyte Group LLC • 11007

Free Manuals Download Website

<http://myh66.com>

<http://usermanuals.us>

<http://www.somanuals.com>

<http://www.4manuals.cc>

<http://www.manual-lib.com>

<http://www.404manual.com>

<http://www.luxmanual.com>

<http://aubethermostatmanual.com>

Golf course search by state

<http://golfingnear.com>

Email search by domain

<http://emailbydomain.com>

Auto manuals search

<http://auto.somanuals.com>

TV manuals search

<http://tv.somanuals.com>