

STANDARD STRIP SLIMLINE **SW STRIP SL**

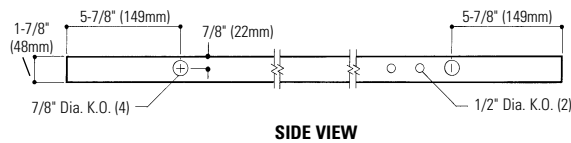
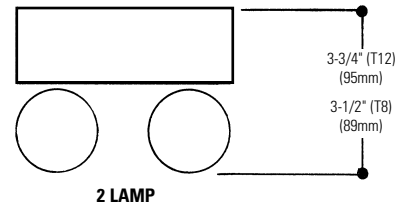
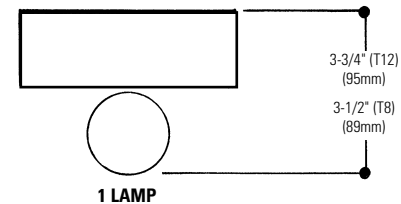
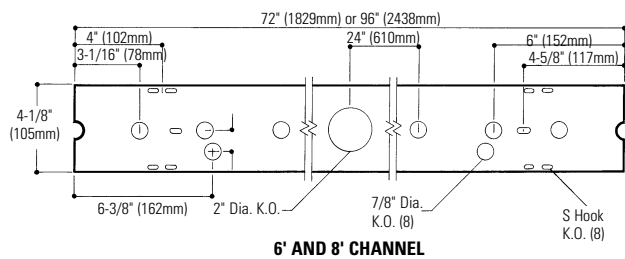
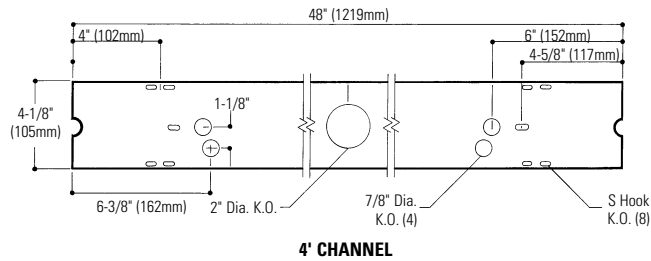
Page 1 of 2 4-1/8" WIDE x 1-7/8" DEEP x 48", 72", 96", 192" LENGTHS, 1 OR 2 LAMP, T8 OR T12, SLIMLINE

Features

- Fixtures suitable for individual, row, surface, or suspension mounting.
- Efficiency 91.0% (T12).
- Quarter turn latch secures channel cover for easy wireway access.
- Heavy duty channel of code gauge die formed steel.
- Fully enclosed wiring.
- U.L. Listed snap-on end caps.
- Combination end cap for continuous row mounting.
- Green grounding screw installed in channel.
- Lampholders may be individually replaced or rewired.
- UL listed for direct mounting on low density ceilings and damp locations.



DIMENSIONS



Job Information

Type:

Job Name:

Cat. No.:

Lamp(s):

Volts/Ballast:

Lightolier a Genlyte Thomas Company

www.lightolier.com

Technical Information: (978) 657-7600 • Fax (978) 658-0595

631 Airport Road, Fall River, MA 02720 • (508) 679-8131 • Fax (508) 674-4710

We reserve the right to change details of design, materials and finish.

© 2002 Genlyte Thomas Group LLC (Lightolier Division)

A0902

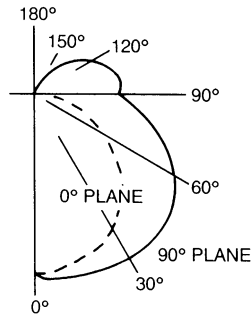
SECTION 3A/Folio H100-40



STANDARD STRIP SLIMLINE **SW STRIP SL**

PHOTOMETRY

REPORT NO: G13957P
 CATALOG NO:
 SW8S259SL120LE
 LAMP TYPE: F96 / T8
 LUMENS PER LAMP: 5500
 TOTAL EFFICIENCY: 91.0%
 CIE TYPE: SEMI-DIRECT
 SPACING CRITERIA: 1.58
 SHIELDING ANGLE: 180



LER = FS - 59.5 Watts - 160.0 BF - 0.95
 Comparative yearly lighting energy cost per 1000 lumens = \$4.03

coefficients of utilization — zonal cavity method (effective floor cavity reflectance 0.20)

RF	20			50			30		
RC	80			80			30		
RW	70	50	30	50	30	10	50	30	10
1	93	87	83	88	84	79	76	73	70
2	83	75	68	79	71	65	65	60	55
3	75	65	56	71	62	54	56	50	45
4	68	57	48	65	54	46	49	43	38
5	62	50	41	59	48	40	44	37	32
6	57	45	36	54	43	35	39	33	27
7	53	40	32	50	39	31	36	29	24
8	49	36	28	47	35	28	32	26	21
9	46	33	26	44	32	25	30	23	19
10	43	31	23	41	29	22	27	21	17

ORDERING INFORMATION Explanation of Catalog Number. Example: SW8S259SL120SO

<div style="border: 1px solid black; padding: 2px; width: 40px; margin: 0 auto;">SW</div> <p>STANDARD STRIP SLIMLINE: 4-1/8" Wide Channel</p>	<div style="border: 1px solid black; width: 40px; height: 20px; margin: 0 auto;"></div> <p>FIXTURE LENGTH: 4=48" 6=72" 8=96" 16=192"</p>	<div style="border: 1px solid black; width: 40px; height: 20px; margin: 0 auto;"></div> <p>LAMP CONFIGURATION: S=Standard T=3' Lamps in Tandem (For 72" units) 4' Lamps in Tandem (For 96" units) 8' Lamps in Tandem (For 192" units)</p>	<div style="border: 1px solid black; width: 40px; height: 20px; margin: 0 auto;"></div> <p>NUMBER OF LAMPS IN WIDTH: (By Others) 1=1 Lamp 2=2 Lamp</p>	<div style="border: 1px solid black; width: 40px; height: 20px; margin: 0 auto;"></div> <p>LAMP WATTS: 59SL =59w SL T8, 8' Length 48SL =39w T12 Slimline (4' Length) 72SL =55w T12 Slimline (6' Length) 96SL =75w T12 Slimline (8' Length)</p>	<div style="border: 1px solid black; width: 40px; height: 20px; margin: 0 auto;"></div> <p>VOLTAGE: 120 or 277</p>	<div style="border: 1px solid black; width: 40px; height: 20px; margin: 0 auto;"></div> <p>BALLAST TYPE: 1-1 & 1-2 Lamp Mag. T12 1-1 & 1-2 Lamp Elec. T8 1-4 Lamp Elec. T8 *Instant Start Standard</p>	<div style="border: 1px solid black; width: 40px; height: 20px; margin: 0 auto;"></div> <p>OPTIONS: Add appropriate suffix to catalog no., ie: (GLR)</p> <p>LE <20THD SO* <10THD O4* H1* H4*</p>
--	---	--	---	---	---	---	---

OPTIONS & ACCESSORIES


FUSING: Internal fast-blow fusing. SUFFIX: **GLR**.
 Internal slow-blow fusing. SUFFIX: **GMF**.
FLUORESCENT EMERGENCY LIGHTING SYSTEM: Factory-installed emergency power battery pack with charger and inverter. SUFFIX: **EM**.

STEM AND CANOPY SETS: Suspends fixture 6", 12", 18" or 24" from surface. Catalog Number: **ASC6 CSP** (6"), **ASC12 CSP** (12"), **ASC18 CSP** (18"), **ASC24 CSP** (24").
CANOPY SPACER: Suspends fixture 1-1/2" from surface. Order Catalog Number: **AC1 CSP**.
GROUNDING CONVENIENCE OUTLET: 120 volt only. SUFFIX: **CO**.

4' WIRE GUARD (WHITE): Specify two for 96" fixtures. Catalog Number: **AWG3W CSP**.
CHAIN HANGING KIT: Includes two 5' heavy duty link chains with sturdy "V" hooks for fixture suspension. Catalog Number: **AH5 CSP**.
TWIST TEE: For exposed T-bar mounting, 1-7/8" deep channel. Catalog Number: **NAH3 CSP**.
HEAVY DUTY COUPLER: Catalog Number: **NHDC-W CSP**.
SLIDING HANGER: Catalog Number: **NAHW CSP**.



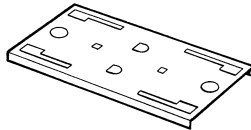
STEM AND CANOPY SET
ASC6 CSP (6")



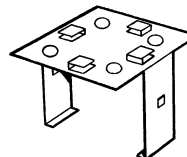
CANOPY SPACER
AC1 CSP



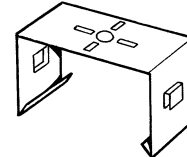
CHAIN HANGING KIT
AH5 CSP



HEAVY DUTY COUPLER
NHDC-W CSP



TWIST TEE
NAH3 CSP



SLIDING HANGER
NAHW CSP

SPECIFICATIONS

MATERIALS: Chassis parts are die-formed heavy gauge cold rolled steel, 4-1/8" channel width.
BALLAST COVER: Code gauge steel secured with quarter turn latch.
FINISH: Chassis exterior-phosphate undercoating, baked white polyester enamel.
ELECTRICAL: Thermally protected class "P" ballast C.B.M. approved, non PCB. If K.O. is within 3" of ballast, use wire suitable for at least 90°.
LABELS: I.B.E.W./UL and ULc Listed.

Job Information

Type:

Lightolier a Genlyte Thomas Company www.lightolier.com
 Technical Information: (978) 657-7600 • Fax (978) 658-0595
 631 Airport Road, Fall River, MA 02720 • (508) 679-8131 • Fax (508) 674-4710
 We reserve the right to change details of design, materials and finish.
 © 2002 Genlyte Thomas Group LLC (Lightolier Division)
A0902 SECTION 3A/Folio H100-40

LIGHTOLIER®

Free Manuals Download Website

<http://myh66.com>

<http://usermanuals.us>

<http://www.somanuals.com>

<http://www.4manuals.cc>

<http://www.manual-lib.com>

<http://www.404manual.com>

<http://www.luxmanual.com>

<http://aubethermostatmanual.com>

Golf course search by state

<http://golfingnear.com>

Email search by domain

<http://emailbydomain.com>

Auto manuals search

<http://auto.somanuals.com>

TV manuals search

<http://tv.somanuals.com>