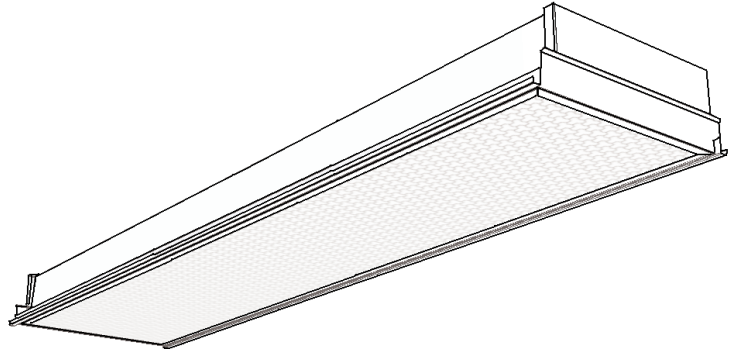


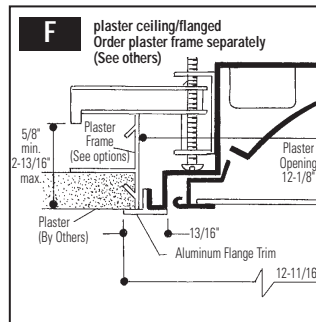
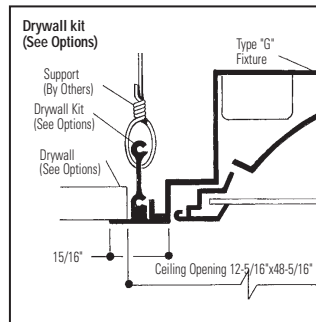
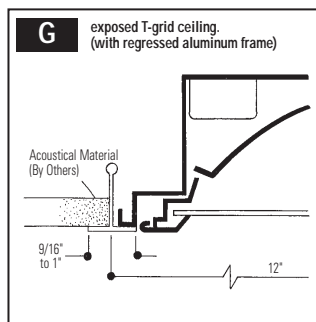
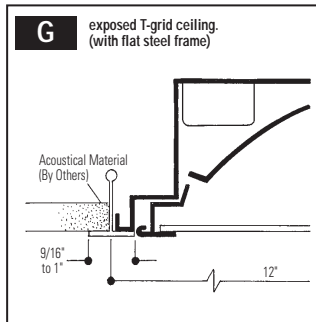
# XP/XA 1' x 4' Lens Recessed Fluorescent XP1GVA232

## Features


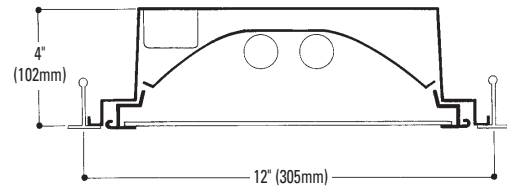
- 69.0% efficient.
- 1.3 spacing mounting ratio.
- 1-3/4" from lamp to lens.
- Only 4" deep.
- Flat steel or regressed aluminum lens frame with mitered corners.
- Rooster head spring latches.
- "T" shaped hinges.
- Turned-up edges for safe handling.
- 2 hold-down clips (standard).
- Construction to meet NYC Code or Chicago Plenum is available.



## Mounting Methods



## Dimensions



## Job Information

## Type:

**Job Name:**

**Cat. No.:**

**Lamp(s):**

**Volts/Ballast:**

Lightolier a Genlyte company [www.lightolier.com](http://www.lightolier.com)  
 Technical Information: (978) 657-7600 • Fax (978) 658-0595  
 631 Airport Road, Fall River, MA 02720 • (508) 679-8131 • Fax (508) 674-4710  
 We reserve the right to change details of design, materials and finish.  
 © 2006 a Genlyte company Section 1A/Folio F60-40



# XP/XA 1' x 4' Lens Recessed Fluorescent XP1GVA232

### Model No. XP1GVA232UNVHI

LER = FP - 62.0 IW - 55.8 BF - 0.88  
Comparative yearly lighting energy cost per  
1000 lumens = \$3.87

Report Number: G2005320  
Catalog Number: XP1GVA232UNVHI  
Lamps: F32T8  
Luminaire: XP flat steel door frame with  
extruded virgin acrylic lens .095" nominal  
thickness (similar to pattern 12).  
Ballast: Triad B2321UNV HP-B  
Report is based on 2850 Lumens per lamp.  
Efficiency: 69.0%  
CIE Type-Direct-Indirect  
Plane: 0-Deg 90-Deg  
Spacing Criteria: 1.2 1.3  
Shielding Angles: 90 90  
Plane: 0-Deg. 90-Deg.  
Luminous Length: 48.000 12.000

### CANDELA DISTRIBUTION

	0.0	45.0	90.0	FLUX
0	1603	1603	1603	
5	1583	1597	1611	152
15	1521	1562	1680	442
25	1404	1485	1547	683
35	1222	1329	1366	820
45	934	1005	1009	762
55	586	602	597	538
65	329	288	290	301
75	158	163	177	175
85	53	56	64	62
90	0	0	0	

### COEFFICIENTS OF UTILIZATION - ZONAL CAVITY METHOD. EFFECTIVE FLOOR CAVITY REFLECTANCE 0.20

RC	80	50	30
RW 70	50	30	10
1	76	73	70
2	70	64	60
3	64	57	52
4	59	51	46
5	55	46	40
6	51	42	36
7	47	38	32
8	44	35	29
9	41	32	27
10	38	30	24

### LUMINANCE DATA IN CANDELA/SQ. METER

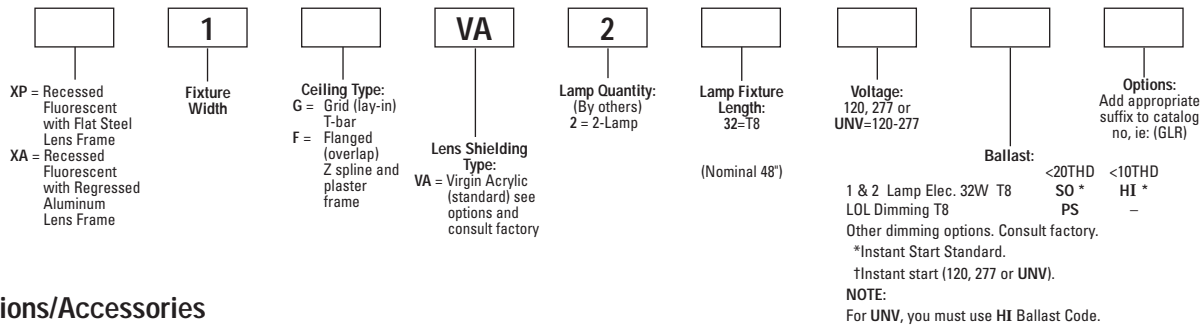
AVERAGE IN DEG.	AVERAGE 0-DEG.	AVERAGE 45-DEG.	AVERAGE 90-DEG.
45	3553	3823	3838
55	2748	2823	2800
65	2094	1833	1846
75	1642	1694	1840
85	1636	1728	1975

### ZONAL LUMEN SUMMARY

ZONE	LUMENS	% LAMP	% FIXT
0- 30	1278	22.4	32.5
0- 40	2097	36.8	53.3
0- 60	3398	59.6	86.4
0- 90	3935	69.0	100.0
90-180	0	0.0	0.0
0-180	3935	69.0	100.0

## Ordering Information

Explanation of Catalog Number. Example: XP1GVA232120SO



## Options/Accessories

**Special Lens:** Substitute **VI** for .125" nominal pattern. For other lenses, consult factory.

**Access Plates:** Top wiring access plate is shipped with fixture as standard. When access plates are required in advance for wiring convenience, specify separately. Order Catalog number: **ACP5 CSP**.

**Continuou Row Installation:** For F type fixtures, half-width flanges are required between fixtures. Order Catalog Number: **1FC TRIM CSP** (each joint).

**Plaster Frames:** F type fixtures do not include plaster frames. For individual or continuous mounting, specify **PF14** universal frame per fixture.

**Electrical Wiring Options:** Consult factory.

**Fusing:** Internal fast-blow fusing. Suffix: **GLR**.  
Internal slow-blow fusing. Suffix: **GMF**.

**Drywall Kit:** Order Catalog Number: **FK91x4** (Request Folio OA30-10).

**Chicago Plenum:** SUFFIX: **CP**.

## Specifications

**Performance:** In an installation of 2 lamps 32 W luminaires in a room cavity of 1, with reflectance of 80% ceiling, 50% walls, 20% floor, the C.U. shall not be less than .73. To control veiling reflections, luminaire output in the 30°-90° zone shall be not less than 67.5%.

## Specifications (continued)

**Materials: Chassis parts** are die-formed code gauge cold rolled steel.  
**Housing** is embossed for added strength and rigidity with all edges turned over for safe handling. **Lens frames**—(XP) flat full-size steel frame, (XA) regressed full-size aluminum frame.

**Finish: Chassis exterior**—white baked polyester enamel. **Cavity**—white baked polyester enamel minimum 86% reflectance. Phosphate undercoating.

**Lens:** Extruded virgin acrylic 3/16" square based female cones, running 45° to the panel edge. .095" nominal thickness (similar to pattern 12).

**Electrical:** Thermally protected class "P" ballast C.B.M. approved, non PCB. If K.O. is within 3" of ballast, use wire suitable for at least 90°.

**Labels:** I.B.E.W./UL and ULc Listed.

## Job Information

## Type:

Lightolier a Genlyte company

www.lightolier.com

Technical Information: (978) 657-7600 • Fax (978) 658-0595

631 Airport Road, Fall River, MA 02720 • (508) 679-8131 • Fax (508) 674-4710

We reserve the right to change details of design, materials and finish.

© 2006 a Genlyte company

Section 1A/Folio F60-40

## Free Manuals Download Website

<http://myh66.com>

<http://usermanuals.us>

<http://www.somanuals.com>

<http://www.4manuals.cc>

<http://www.manual-lib.com>

<http://www.404manual.com>

<http://www.luxmanual.com>

<http://aubethermostatmanual.com>

Golf course search by state

<http://golfingnear.com>

Email search by domain

<http://emailbydomain.com>

Auto manuals search

<http://auto.somanuals.com>

TV manuals search

<http://tv.somanuals.com>