

Ceiling Cutout: 5 1/8" (130 mm) Dia.

Reflector Trim	Frame-In Kit	Lamp
<b>C4T4W CLW</b> Specular Clear, White Painted Flange.	<b>C420T4E1</b> Electronic 120V	20W T4.5 Ceramic MH
<b>CLP</b> Specular Clear, Matching Flange.	<b>C420T4E2</b> Electronic 277V	20W T4.5 Ceramic MH
<b>CCDW</b> Comfort Clear Diffuse, White Painted Flange.	<b>C439T4E1</b> Electronic 120V	39W T4.5 Ceramic MH
<b>CCDP</b> Comfort Clear Diffuse, Matching Flange.	<b>C439T4E2</b> Electronic 277V	39W T4.5 Ceramic MH
<b>CCZW</b> Champagne Bronze, White Painted Flange.	<b>C470T4E1</b> Electronic 120V	70W T4.5 Ceramic MH
<b>CCZP</b> Champagne Bronze, Matching Flange.	<b>C470T4E2</b> Electronic 277V	70W T4.5 Ceramic MH

## Features

- Upper Reflector:** Clear anodized aluminum, 0.040" (16 ga.). Provides wide beam optics ideal for general lighting and wall washing.
- Downlight/Wall Washer Reflector:** Provides vertical surface wall washing and downlighting. Low brightness with 50° visual cut-off to lamp and lamp image. Self-flanged reflector with white or matching (polished) flange. Consult factory for other finishes.
- Lamp Shield:** High temperature glass as required by code, captive during re-lamping. Light diffusion provides extremely smooth beam.
- Socket Housing:** Galvanized steel, pre-wired with G8.5 pulse rated socket. Snaps onto reflector/housing for secure attachment without tools. Unitized construction assures proper optical alignment of lamp to reflector.
- Mounting Frame:** 0.048" (18 ga.) galvanized steel. Vertical adjustment mechanism accommodates mounting to virtually any ceiling system using mounting bars (provided), or 1/2" EMT tubing (by others). Single locking feature secures all adjustments. Alignment holes and markings allow fixture to be preset prior to installation.
- Mounting Ring:** 0.048" (18 ga.) galvanized steel. Designed for vertical adjustment from above or below for ceilings from 0" to 2" thick. Center-line notches allow consistent alignment of multiple fixtures.
- Mounting Bars:** 0.048" (18 ga.) galvanized steel. Pre-installed, telescoping bars extend to 30" long and lock securely into position. Built-in locking tabs provide positive attachment to common T-bar systems. Self-centering feature simplifies installation in 24" O.C. grid systems. Attaches to steel or wood joists without accessories.
- Trim Retention Springs:** Rust resistant springs secure reflector/housing for quick, tool-less installation.
- Ballast / Socket Housing / Cover Assembly:** Electronic, snaps onto junction box without tools for inspection and ballast replacement, accessible from below.
- Junction Box:** 0.048" (18 ga.) galvanized steel. UL listed for 8 No. 12 AWG, 90°C through branch circuit conductors. Allows inspection from below.
- Thermal Protector:** (Not Shown) Meets NEC and UL requirements. Do not install insulation above nor within 3" (76mm) of any part of the luminaire.

## Electrical

**Electronic Ballast:** 120V or 277V, 50/60 Hz., enclosed, high power factor, T.H.D. <15%, thermally and transient protected, RMI/RFI complies with FCC Part 18 non-consumer limits, shut-down circuit at end of lamp life, sound rating "A", -5°F minimum starting temperature, Type 1 Outdoor rating.

Ballast	ANSI Code	Voltage	Max. Amps	Input Watts
20W MH	M156	120/277	0.21/0.10	23
39W MH	M130	120/277	0.39/0.17	44
70W MH	M139	120/277	0.67/0.29	78

## Options and Accessories

**Chicago Plenum:** Consult Factory.

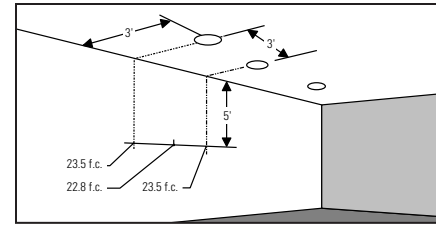
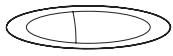
## Labels

UL (Suitable for Damp Locations), CSA, I.B.E.W.  
 For 70W, install fixtures with minimum spacing between:

- Center-to center of adjacent luminaires: 2 feet.
- Top of luminaire to overhead building member: 1/2 inch.
- Luminaire center to side building member: 1 foot.

Job Information	Type:
<b>Job Name:</b>	
<b>Cat. No.:</b>	
<b>Lamp(s):</b>	
<b>Notes:</b>	

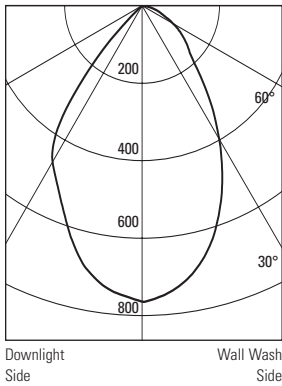
Lightolier a Genlyte Thomas Company www.lightolier.com  
 631 Airport Road, Fall River, MA 02720 • (508) 679-8131 • Fax (508) 674-4710  
 We reserve the right to change details of design, materials and finish.



**Lighting Data - Example**  
C4T4WCLW illumination on the wall 5' down from the ceiling is 23.5 f.c. beneath and 22.8 f.c. between fixtures.

**CANDLEPOWER DISTRIBUTION**

**20W T4 GE CERAMIC MH, LUMEN RATING = 1700 LMS., AROMAT 20W ELECTRONIC BALLAST, CL FINISH REFLECTOR, REPORT NO. 2427FR**



**Multiple Units - Footcandles On Wall**  
2' from Wall - 3' On Center

Distance From Ceiling in Feet	3'		
	1	2	3
1	19.6	18.2	19.6
2	25.8	26.7	25.8
3	27.5	26.7	27.4
4	24.8	23.8	24.8
5	20.2	20.1	20.2
6	16.9	16.8	16.9
7	13.9	13.7	13.9
8	11.8	11.7	11.8
9	10.2	10.1	10.2
10	8.9	8.9	8.9
11	8.1	8.1	8.1
12	7.5	7.5	7.5
13	7.1	7.1	7.1
14	6.9	6.8	6.9

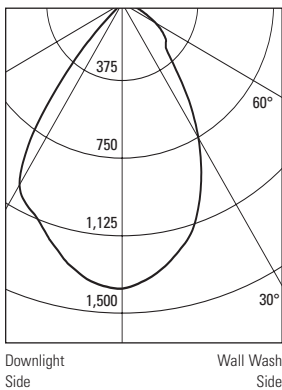
**Multiple Units - Footcandles On Wall**  
3' from Wall - 3' On Center

Distance From Ceiling in Feet	3'		
	1	2	3
1	15.6	9.7	15.6
2	19.2	15.2	19.2
3	18.2	18.5	18.1
4	16.8	16.0	16.8
5	14.3	12.9	14.3
6	11.7	11.1	11.7
7	9.4	9.3	9.4
8	8.0	8.0	8.0
9	6.9	6.8	6.9
10	6.1	6.0	6.1
11	5.5	5.5	5.5
12	5.1	5.1	5.1
13	4.8	4.8	4.8
14	4.7	4.7	4.7

**Multiple Units - Footcandles On Wall**  
3' from Wall - 4' On Center

Distance From Ceiling in Feet	4'		
	1	2	3
1	6.5	6.3	6.5
2	11.5	11.1	11.5
3	12.1	12.6	12.1
4	12.7	12.9	12.7
5	13.0	12.3	13.0
6	11.8	11.4	11.8
7	10.5	10.4	10.5
8	9.3	9.3	9.3
9	8.4	8.3	8.4
10	7.6	7.5	7.6
11	6.9	6.8	6.9
12	6.3	6.3	6.3
13	5.9	5.8	5.9
14	5.6	5.5	5.6

**39W T4 PHILIPS CERAMIC MH, LUMEN RATING = 3300 LMS., AROMAT 39W ELECTRONIC BALLAST, CL FINISH REFLECTOR. REPORT NO. 2426FR**



**Multiple Units - Footcandles On Wall**  
2' from Wall - 3' On Center

Distance From Ceiling in Feet	3'		
	1	2	3
1	32.2	20.3	32.2
2	34.1	28.4	34.1
3	33.7	31.7	33.7
4	30.8	30.7	30.8
5	26.9	24.9	26.9
6	22.1	21.4	22.1
7	17.8	17.8	17.8
8	15.2	15.3	15.2
9	13.2	13.2	13.2
10	11.6	11.6	11.6
11	10.5	10.5	10.5
12	9.7	9.7	9.7
13	9.2	9.2	9.2
14	8.9	8.9	8.9

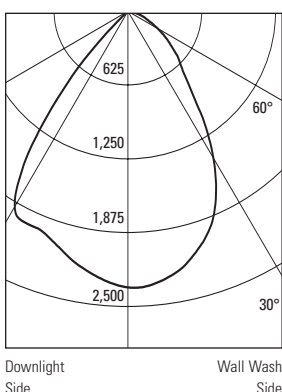
**Multiple Units - Footcandles On Wall**  
3' from Wall - 3' On Center

Distance From Ceiling in Feet	3'		
	1	2	3
1	13.6	13.2	13.6
2	23.4	22.5	23.4
3	22.4	22	22.4
4	22.5	22.5	22.5
5	23.5	22.8	23.5
6	22.1	21.6	22.1
7	19.9	19.8	19.9
8	17.8	17.9	17.8
9	16	16	16
10	14.4	14.4	14.4
11	13.2	13	13.2
12	12.1	12	12.1
13	11.2	11.2	11.2
14	10.6	10.6	10.6

**Multiple Units - Footcandles On Wall**  
3' from Wall - 4' On Center

Distance From Ceiling in Feet	4'		
	1	2	3
1	10.2	8.4	10.2
2	18.5	14.8	18.5
3	16.7	15.3	16.7
4	17	15.8	17
5	16.7	17.1	16.7
6	16.3	15.6	16.2
7	14.9	14	14.9
8	13.1	12.7	13.1
9	11.6	11.5	11.6
10	10.3	10.4	10.3
11	9.3	9.4	9.3
12	8.5	8.6	8.5
13	7.9	7.9	7.9
14	7.4	7.5	7.4

**70W T4 PHILIPS CERAMIC MH, LUMEN RATING = 6400 LMS., AROMAT 70W ELECTRONIC BALLAST, CL FINISH REFLECTOR. REPORT NO. 2425FR**



**Multiple Units - Footcandles On Wall**  
2' from Wall - 3' On Center

Distance From Ceiling in Feet	3'		
	1	2	3
1	49	30.3	49
2	66.9	52.1	66.9
3	64.9	63.9	64.9
4	60	59.3	60
5	50.7	48.5	50.7
6	41.4	40.8	41.4
7	33.4	33.5	33.4
8	28.4	28.7	28.4
9	24.6	24.6	24.6
10	21.6	21.6	21.6
11	19.5	19.4	19.5
12	17.9	17.9	17.9
13	16.9	16.9	16.9
14	16.3	16.3	16.3

**Multiple Units - Footcandles On Wall**  
3' from Wall - 3' On Center

Distance From Ceiling in Feet	3'		
	1	2	3
1	20	18.6	20
2	36.9	35	36.9
3	41.9	43.4	41.9
4	44.5	44.6	44.5
5	45.9	44.9	45.9
6	42.5	42.5	42.5
7	37.9	38.4	37.9
8	33.7	34.1	33.7
9	30.1	30.2	30.1
10	27	27	27
11	24.6	24.5	24.6
12	22.5	22.4	22.5
13	20.9	20.8	20.9
14	19.8	19.7	19.8

**Multiple Units - Footcandles On Wall**  
3' from Wall - 4' On Center

Distance From Ceiling in Feet	4'		
	1	2	3
1	15.4	11.2	15.4
2	29.4	22.6	29.4
3	32.3	29	32.3
4	32.3	32.9	32.3
5	33.1	33	33.1
6	31.5	30.4	31.5
7	28.2	27.4	28.2
8	24.7	24.4	24.7
9	21.7	21.8	21.7
10	19.3	19.6	19.3
11	17.4	17.7	17.4
12	15.8	16.1	15.8
13	14.6	14.8	14.6
14	13.8	13.9	13.8

Lighting data above is certified, computed by LSI Program \*\*Test-Lite\*\*

**Job Information**

**Type:**

Lightolier a Genlyte Thomas Company www.lightolier.com  
631 Airport Road, Fall River, MA 02720 • (508) 679-8131 • Fax (508) 674-4710  
We reserve the right to change details of design, materials and finish.

**LIGHTOLIER®**

## Free Manuals Download Website

<http://myh66.com>

<http://usermanuals.us>

<http://www.somanuals.com>

<http://www.4manuals.cc>

<http://www.manual-lib.com>

<http://www.404manual.com>

<http://www.luxmanual.com>

<http://aubethermostatmanual.com>

Golf course search by state

<http://golfingnear.com>

Email search by domain

<http://emailbydomain.com>

Auto manuals search

<http://auto.somanuals.com>

TV manuals search

<http://tv.somanuals.com>