




# Surface/Pendant Mounted Fluorescent **TriLyte FH4**

## Features

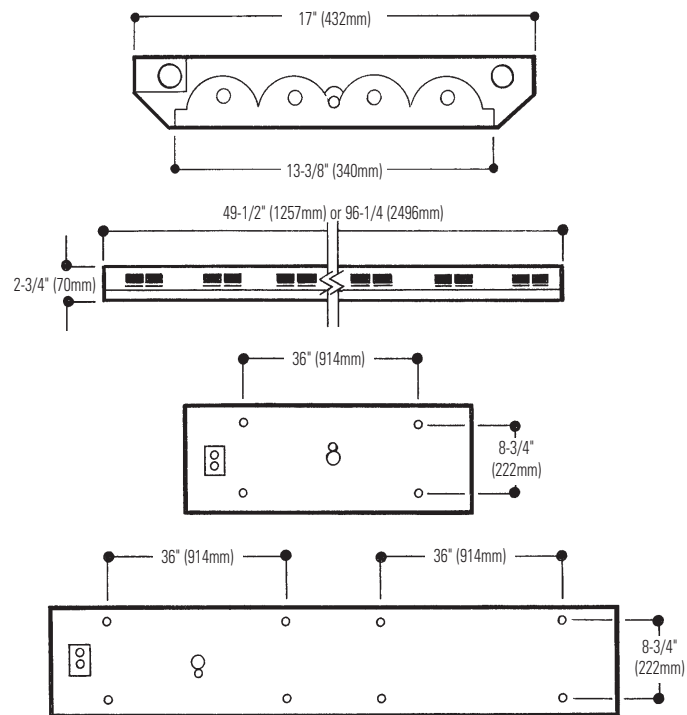
- Efficiency 86.2% (based on T5HO).
- Riveted 20 gauge chassis for superior strength.
- Venting on sides allow for cooler operation.
- Frameless wireguard design (See Options).
- Surface, stem or chain mounting options.
- Contoured mirror reflector for optimum efficiency.
- Slim profile of 2-3/4" depth ideal for gymnasium applications where ceiling height may be an issue.
- Optional wireguard protects lamps in gymnasium applications.
- Occupancy Sensor for energy savings solutions (See Options).
- Ideal for Trade/Retail, Recreational and Industrial applications where efficiency and lighting control are required.



## Features



## Dimensions



Job Information	Type:
<b>Job Name:</b>	
<b>Cat. No.:</b>	
<b>Lamp(s):</b>	
<b>Volts/Ballast:</b>	

**LIGHTOLIER**

Lightolier a Genlyte company [www.lightolier.com](http://www.lightolier.com)  
 Technical Information: (978) 657-7600 • Fax (978) 658-0595  
 631 Airport Road, Fall River, MA 02720 • (508) 679-8131 • Fax (508) 674-4710  
 We reserve the right to change details of design, materials and finish.  
 © 2006 a Genlyte company **Section 7/Folio Q40-10**



# Surface/Pendant Mounted Fluorescent **TriLyte FH4**

### Model No. FH4C4DXX454120PV

LER = FP - 67.1 IW -23.6 BF - 1.0  
Comparative yearly lighting energy cost per  
1000 lumens = \$3.57

Report Number: LSCA590  
Catalog Number: FH4C4DXX454120PV  
Lamps: 54W T5HO  
Luminaire: Surface/pendant, slim profile  
with contoured specular reflector  
Ballast: ICN-4554-90C-2LS  
Report is based on 4400 Lumens per lamp.  
Efficiency: 86.2%  
CIE Type-Direct-Indirect  
Plane: 0-Deg 90-Deg  
Spacing Criteria: 1.2 0.8  
Shielding Angles: 90 90  
Plane: 0-Deg 90-Deg  
Luminous Length:

### CANDELA DISTRIBUTION

	0.0	45.0	90.0	FLUX
0	8537	8537	8537	
5	8532	8393	8265	799
10	8424	7992	7495	
15	8225	7324	6543	2058
20	7938	6549	5635	
25	7602	5743	4703	2720
30	7179	4938	3863	
35	6679	4141	3190	2797
40	6124	3358	2794	
45	5510	2724	2509	2554
50	4842	2270	2174	
55	4153	1959	1956	2096
60	3424	1625	1630	
65	2666	1355	1138	1432
70	1943	979	750	
75	1218	542	391	649
80	539	220	70	
85	53	0	0	62
90	0	0	0	

### COEFFICIENTS OF UTILIZATION - ZONAL CAVITY METHOD. EFFECTIVE FLOOR CAVITY REFLECTANCE 0.20

RC	80	50	30	30
RW	70	50	30	10
1	96	92	89	87
2	88	83	78	74
3	82	74	68	61
4	76	67	60	54
5	70	60	53	47
6	65	55	48	42
7	60	50	43	37
8	56	45	38	33
9	52	41	34	29
10	48	37	31	26

### ZONAL LUMEN SUMMARY

ZONE	LUMENS	% LAMP	% FIXT
0- 30	5576	31.69	36.77
0- 40	8373	47.58	55.21
0- 60	13023	74.00	85.87
0- 90	15166	86.17	100.00
40- 90	6792	38.58	44.79
60- 90	2142	12.17	14.13
90-180	0	.00	.00
0-180	151.66	86.17	100.00

### LUMINANCE DATA IN CANDELA/SQ. METER

AVERAGE IN DEG.	AVERAGE 0-DEG.	AVERAGE 45-DEG.	AVERAGE 90-DEG.
45	18682.	9269.	8539.
55	17358.	8220.	8205.
65	15121.	7712.	6479.
75	11286.	5023.	3636.
85	1467.	0.	0.

### Ballast Type:

	<20THD	<10THD
1-2 Lamp Elec. T8	<b>S0 *</b>	<b>H1 *</b>
1-3 Lamp Elec. T8	<b>O3 *</b>	<b>H3 *</b>
1-4 Lamp Elec. T8	<b>O4 *</b>	<b>H4 *</b>
1-2 Lamp & 1-4 Lamp Elec. T8	<b>O5 *</b>	<b>H5 *</b>
2-3 Lamp Elec. T8	<b>O6 *</b>	<b>H6 *</b>
1-4 Lamp Outside, 1-4 Lamp Inside Elec. T8	<b>O7 *</b>	<b>H7 *</b>
1-2 Lamp Elec. T5	-	<b>PI †</b>
1-2 Lamp Elec. T5, 28W or 54W	-	<b>PG ††</b>
1-3 Lamp Elec. T5, 54W	-	<b>PU ††</b>
1-4 Lamp Elec. T5, 54W	-	<b>PV ††</b>
1-2 Lamp & 1-4 Lamp Elec. T5, 54W	-	<b>P6 ††</b>
1-3 Lamp (for Lamps 1, 3, 5) & 1-3 Lamp (for 2, 4, 6) Elec. T5, 54W	-	<b>P7 ††</b>
1-4 Lamp Outside Lamps & 1-4 Lamp Inside Lamps T5, 54W	-	<b>P8 ††</b>

\*Instant Start Standard (120, 277 or UNV)  
†Instant Start Standard (120, 277)  
††Program Start Rapid Start (UNV only)

## Ordering Information

Explanation of Catalog Number: Example: FH4C4DXX454120PV

<b>FH</b> TriLyte FH4: Heavy Duty Surface Luminaire	<b>4</b> Fixture Width: 4=48" 8=96"	<b>D</b> Light Direction: D=Direct	<b>VA</b> Lens Shielding: WW=White Wire-guard/No Lens VA=White Wire-guard/Pattern 12.095" VI=White Wire-guard/Pattern 12.125" nominal lens XX=No Shielding	<b>2</b> Lamp Quantity: 2=2 Lamp 3=3 Lamp 4=4 Lamp	<b>32</b> Lamp: 32=32 Watt T8 28=28 Watt T5 54=54 Watt T5HO (Nominal 48")	<b>120, 277 or UNV</b> Voltage: 120, 277 or UNV=120-277	<b>NOTE: See Above</b> Ballast Type:
--	--	---------------------------------------	--	---	--	--	---

## Options/Accessories

**Emergency Power Pack:** Factory installed emergency power pack includes charger and inverter concealed in fixture channel. Upon lost of AC power, operates one lamp at high lumen output for a period of 90 minutes. Catalog Number: **LP600** (std. Bodine LP600).

**Electrical Wiring Options:** Consult factory.

**Stem and Canopy Kits:** Suspend luminaire 12", 18", 24", 36" and 48" from surface. (Four per luminaire is recommended. Catalog Number: **ASC6 CSP** (6"), **ASC12 CSP** (12"), **ASC18 CSP** (18"), **ASC24 CSP** (24").

**Chain Suspension Option:** 24" Chain Suspension Kit (Two per fixture is required). Catalog Number: **EE9HC**.

**Sensors:** Order Catalog Number: **FH360** for Line Voltage Sensor. (Sold separately / Field installed).

## Specifications

**Materials: Chassis parts** are die-formed code 20 gauge cold rolled steel.

**Finish: Chassis exterior** - post painted in a baked polyester powdercoat finish.

**Cavity** - white baked polyester powdercoat, minimum reflectance 86%.

## Job Information

## Type:

Lightolier a Genlyte company www.lightolier.com  
Technical Information: (978) 657-7600 • Fax (978) 658-0595  
631 Airport Road, Fall River, MA 02720 • (508) 679-8131 • Fax (508) 674-4710  
We reserve the right to change details of design, materials and finish.  
© 2006 a Genlyte company **Section 7/Folio Q40-10**

**LIGHTOLIER**

## Free Manuals Download Website

<http://myh66.com>

<http://usermanuals.us>

<http://www.somanuals.com>

<http://www.4manuals.cc>

<http://www.manual-lib.com>

<http://www.404manual.com>

<http://www.luxmanual.com>

<http://aubethermostatmanual.com>

Golf course search by state

<http://golfingnear.com>

Email search by domain

<http://emailbydomain.com>

Auto manuals search

<http://auto.somanuals.com>

TV manuals search

<http://tv.somanuals.com>