


Encore Multi-Room Audio Distribution System

2171-4 Single-head IR Emitter (4-pack)

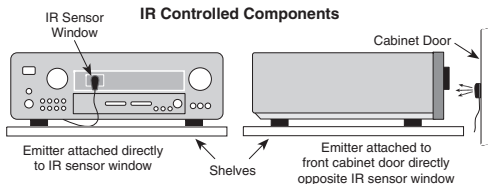
Installation Instructions



Linear[®]
Building On Innovation.

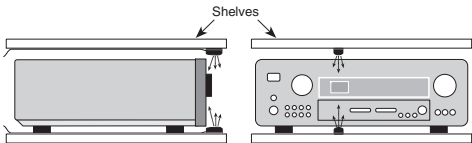
USA & Canada (800) 421-1587 & (800) 392-0123
(760) 438-7000 - Toll Free FAX (800) 468-1340
www.linearcorp.com

3. ATTACHING EMITTER TO COMPONENT



> Peel off the adhesive cover and affix the emitter to the center of the IR sensor window on the controlled component's front panel

> In some cases, it may be difficult to find the location of the IR sensor on the component. Consult the owner's manual of the unit for the IR sensor location.



Sensor attached on shelf directly above or below IR sensor window

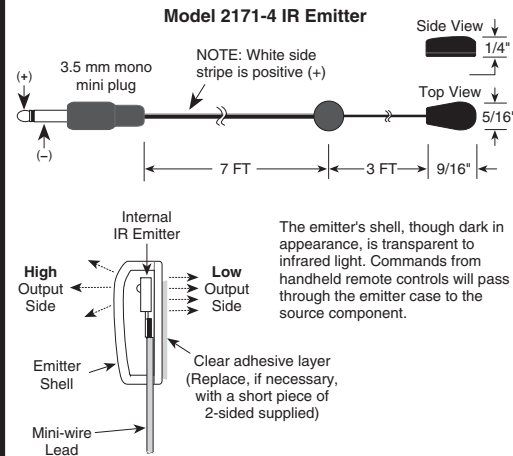
1. PRODUCT DESCRIPTION

The Model 2171-4 Single-head Infrared (IR) Emitters are supplied in a package of four and are used with the Linear Encore Multi-Room Audio Distribution System, ENC-SIWP source input or ENC-LIWP local input wall plates. These generic emitters can also be used with Linear's video hubs, 2100A and 2010 in-wall interface, or with a 5500 series IR enabled modulator connected to a video hub.

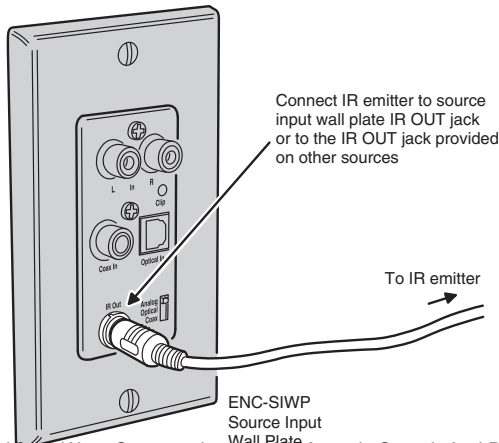
Each emitter contains a tiny infrared LED housed in a miniature, injection molded plastic shell. The emitters have adhesive backing for mounting. An emitter can be installed directly on the IR sensor window of the controlled source component or in a suitable nearby location.

An IR emitter repeats IR remote control signals received at a room station keypad or IR target from a handheld IR remote control. When an IR signal is detected at a target, the signal is sent to the IR OUT jacks on the wall plates or device. An IR emitter connected to the IR OUT jack, repeats the same IR signal to the source component. This allows IR remote control of source components that are located away from the IR target.

2. EMITTER DETAILS



4. CONNECTING EMITTER TO SOURCE



LIMITED WARRANTY

This Linear product is warranted against defects in material and workmanship for twenty four (24) months. **This warranty extends only to wholesale customers** who buy direct from Linear or through Linear's normal distribution channels. **Linear does not warrant this product to consumers.** Consumers should inquire from their selling dealer as to the nature of the dealer's warranty, if any. **There are no obligations or liabilities on the part of Linear LLC for consequential damages arising out of or in connection with use or performance of this product or other indirect damages with respect to loss of property, revenue, or profit, or cost of removal, installation, or reinstatement.** All implied warranties, including implied warranties for merchantability and implied warranties for fitness, are valid only until the warranty expires. **This Linear LLC Warranty is in lieu of all other warranties express or implied.**

All products returned for warranty service require a Return Product Authorization Number (RPA#). Contact Linear Technical Service at 1-800-421-1587 for an RPA# and other important details.

Free Manuals Download Website

<http://myh66.com>

<http://usermanuals.us>

<http://www.somanuals.com>

<http://www.4manuals.cc>

<http://www.manual-lib.com>

<http://www.404manual.com>

<http://www.luxmanual.com>

<http://aubethermostatmanual.com>

Golf course search by state

<http://golfingnear.com>

Email search by domain

<http://emailbydomain.com>

Auto manuals search

<http://auto.somanuals.com>

TV manuals search

<http://tv.somanuals.com>