

# 10/100/1000 Gigabit Switches



Use this guide to install the following products:

SD2005	5-Port 10/100/1000 Gigabit Switch
SD2008	8-Port 10/100/1000 Gigabit Switch

**User Guide**

**LINKSYS**<sup>®</sup>

#### COPYRIGHT & TRADEMARKS

Specifications are subject to change without notice. Linksys is a registered trademark or trademark of Cisco Systems, Inc. and/or its affiliates in the U.S. and certain other countries. Copyright © 2003 Cisco Systems, Inc. All rights reserved. Other brands and product names are trademarks or registered trademarks of their respective holders.

#### LIMITED WARRANTY

Linksys warrants to the original end user purchaser ("You") that, for a period of the product's lifetime, (the "Warranty Period") Your Linksys product will be free of defects in materials and workmanship under normal use. Your exclusive remedy and Linksys's entire liability under this warranty will be for Linksys at its option to repair or replace the product or refund Your purchase price less any rebates.

If the product proves defective during the Warranty Period call Linksys Technical Support in order to obtain a Return Authorization Number. BE SURE TO HAVE YOUR PROOF OF PURCHASE ON HAND WHEN CALLING. When returning a product, mark the Return Authorization Number clearly on the outside of the package and include a copy of your original proof of purchase. RETURN REQUESTS CANNOT BE PROCESSED WITHOUT PROOF OF PURCHASE. You are responsible for shipping defective products to Linksys. Linksys pays for UPS Ground shipping from Linksys back to You only. Customers located outside of the United States of America and Canada are responsible for all shipping and handling charges.

ALL IMPLIED WARRANTIES AND CONDITIONS OF MERCHANTABILITY OR FITNESS FOR A PARTICULAR PURPOSE ARE LIMITED TO THE DURATION OF THE WARRANTY PERIOD. ALL OTHER EXPRESS OR IMPLIED CONDITIONS, REPRESENTATIONS AND WARRANTIES, INCLUDING ANY IMPLIED WARRANTY OF NON-INFRINGEMENT, ARE DISCLAIMED. Some jurisdictions do not allow limitations on how long an implied warranty lasts, so the above limitation may not apply to You. This warranty gives You specific legal rights, and You may also have other rights which vary by jurisdiction.

TO THE EXTENT NOT PROHIBITED BY LAW, IN NO EVENT WILL LINKSYS BE LIABLE FOR ANY LOST DATA, REVENUE OR PROFIT, OR FOR SPECIAL, INDIRECT, CONSEQUENTIAL, INCIDENTAL OR PUNITIVE DAMAGES, HOWEVER CAUSED REGARDLESS OF THE THEORY OF LIABILITY, ARISING OUT OF OR RELATED TO THE USE OF OR INABILITY TO USE THE PRODUCT, EVEN IF LINKSYS HAS BEEN ADVISED OF THE POSSIBILITY OF SUCH DAMAGES. IN NO EVENT WILL LINKSYS' LIABILITY EXCEED THE AMOUNT PAID BY YOU FOR THE PRODUCT.

The foregoing limitations will apply even if any warranty or remedy provided under this Section fails of its essential purpose. Some jurisdictions do not allow the exclusion or limitation of incidental or consequential damages, so the above limitation or exclusion may not apply to You.

Please direct all inquiries to: Linksys, P.O. Box 18558, Irvine, CA 92623.

#### FCC STATEMENT

Every 10/100/1000 Gigabit Switch has been tested and complies with the limits for a Class B digital device, pursuant to Part 15 of the FCC Rules. These limits are designed to provide reasonable protection against harmful interference in a residential installation. This equipment generates, uses, and can radiate radio frequency energy and, if not installed and used according to the instructions, may cause harmful interference to radio communications. However, there is no guarantee that interference will not occur in a particular installation. If this equipment does cause harmful interference to radio or television reception, which is found by turning the equipment off and on, the user is encouraged to try to correct the interference by one or more of the following measures:

- Reorient or relocate the receiving antenna
- Increase the separation between the equipment or devices
- Connect the equipment to an outlet other than the receiver's
- Consult a dealer or an experienced radio/TV technician for assistance

SD2005\_2008-UG-30625NC JL

# Table of Contents

<b>Chapter 1: Introduction</b>	<b>1</b>
The 10/100/1000 Gigabit Switch	1
Features	1
<b>Chapter 2: Getting to Know the 10/100/1000 Gigabit Switch</b>	<b>2</b>
Overview	2
Front Panel LEDs	2
Back and Side Panel Features	2
<b>Chapter 3: Connecting the 10/100/1000 Gigabit Switch</b>	<b>4</b>
Overview	4
Connecting Network Devices	5
Placement Options	6
<b>Appendix A: Glossary</b>	<b>7</b>
<b>Appendix B: Specifications</b>	<b>9</b>
Environmental	9
<b>Appendix C: Warranty Information</b>	<b>10</b>
<b>Appendix D: Contact Information</b>	<b>11</b>

# Chapter 1: Introduction

## The 10/100/1000 Gigabit Switch

The 5- or 8-Port 10/100/1000 Gigabit Switch provides non-blocking, wire speed switching for your 10, 100, and 1000 megabit network clients. Drop this Switch in place of your current workgroup hub or switch, and you can upgrade your high-requirement workstations to full Gigabit speeds as necessary, while continuing to service other clients at their current speeds. Or build your network from the ground up, with appropriate link speeds for each user's requirements.

Apply this switching power to your current hub-based Ethernet network, and your data traffic efficiency will improve several times over. Connect your Gigabit-equipped workstations to the Switch's 10/100/1000 ports for full-duplex, dedicated bandwidth of up to 1000Mbps! It's perfect for graphics, multimedia, and other applications that have to move large files across the network quickly.

With the 5- or 8-Port 10/100/1000 Gigabit Switch, you can connect your existing 10/100 Ethernet network to your Gigabit server backbone without any additional equipment. All ports are auto-negotiating, and have automatic MDI/MDI-X crossover detection, so you don't have to worry about the cable type. Address learning and aging is supported, as well as 802.3x flow control with head-of-line blocking prevention to keep your high-speed clients from bogging down in lower-speed traffic.

The 5- or 8-Port 10/100/1000 Gigabit Switch from Linksys is the perfect solution for your desktop Gigabit and 10/100 networking needs.

## Features

- 5 or 8 RJ-45, 10/100/1000Mbps, auto-sensing, half/full duplex switched ports
- All ports support auto MDI/MDI-X cable detection
- Fully compliant with IEEE 802.3, 802.3u, 802.3x, 802.3ab
- Non head-of-line blocking architecture
- Full-duplex IEEE 802.3x flow control and half-duplex backpressure with intelligent port-based congestion detection and broadcast rate control

# Chapter 2: Getting to Know the 10/100/1000 Gigabit Switch

## Overview

The 5- and 8-Port 10/100/1000 Gigabit Switches differ in number of LEDs and ports. Pictured here is the 5-Port Switch; however, the other Switch is similar in form.

## Front Panel LEDs



Figure 2-1

- System** *Green.* The System LED will light up when the Switch is powered on.
- 1-5 or 1-8** *Green.* Each LED will light up when there is a connection made through its corresponding port. It will flash when there is activity on its corresponding port.

## Back and Side Panel Features



Figure 2-2

The network ports are located on the back panel of the Switch.

- 1-5 or 1-8** These ports are connection points for PCs and other network devices, such as additional switches.




Figure 2-3

The power port is located on the side panel of the Switch (see Figure 2-3).

- (power)** The power port is where you will connect the included power adapter.




Figure 2-4

The security slot is located on the other side panel (see Figure 2-4).

- (security slot)** The security slot is where you can attach a lock so the Switch will be protected from theft.

# Chapter 3: Connecting the 10/100/1000 Gigabit Switch

## Overview

This chapter will explain how to connect network devices to the Switch. For an example of a typical network configuration, see the application diagram shown in Figure 3-1.




Figure 3-1

When you connect your network devices, make sure you don't exceed the maximum cabling distances, which are listed in the following table:

### Maximum Cabling Distances

From	To	Maximum Distance
Switch	Switch or Hub*	100 meters (328 feet)
Hub	Hub	5 meters (16.4 feet)
Switch or Hub	Computer	100 meters (328 feet)

\*A hub refers to any type of 100Mbps hub, including regular hubs and stackable hubs. A 10Mbps hub connected to another 10Mbps hub can span up to 100 meters (328 feet).

## Connecting Network Devices

To connect network devices to the Switch, follow these instructions.

1. Make sure all the devices you will connect to the Switch are powered off.
2. Connect a Category 5 Ethernet network cable to one of the numbered ports on the Switch.



Figure 3-2



**Note:** Use Category 5e Ethernet network cables for your Gigabit connections.

3. Connect the other end to a PC or other network device.
4. Repeat steps 2 and 3 to connect additional devices.
5. Connect the supplied power adapter to the power port on the Switch's side panel.




Figure 3-3



**Note:** Make sure you use the power adapter included with the Switch. Using a different power adapter may result in damage to the Switch.

6. Plug the other end of the adapter into an electrical outlet.
7. Power on the devices connected to the Switch. Each active port's corresponding LED will light up on the Switch.

Proceed to the following section, "Placement Options."

## Placement Options

Set the Switch on its four rubber feet, or hang the Switch on a wall using its wall-mount slots.

To use the wall-mount option, follow these instructions:

1. The wall-mount slots are two crisscross slots on the Switch's bottom panel, as shown in Figure 3-4. Attach two screws to the wall, so that the Switch's wall-mount slots line up with the two screws.
2. Maneuver the Switch so the screws are inserted into the two slots.



Figure 3-4

**Congratulations!**

**The installation of the 10/100/1000 Gigabit Switch is complete.**

## Appendix A: Glossary

**10BaseT** - An Ethernet standard that uses twisted wire pairs.

**100BaseTX** - IEEE physical layer specification for 100 Mbps over two pairs of Category 5 UTP or STP wire.

**1000Base-T** - Provides half-duplex and full-duplex 1000Mbps Ethernet service over Category 5 links as defined by ANSI/TIA/EIA-568-A. Topology rules for 1000Base-T are the same as those used for 100BaseT. Category 5 link lengths are limited to 100 meters by the ANSI/TIA/EIA-568-A cabling standard.

**Auto MDI/MDI-X** - On a network hub or switch, an auto MDI/MDI-X port automatically senses if it needs to act as a MDI or MDI-X port. The auto-MDI/MDI-X capability eliminates the need for crossover cables.

**Auto-negotiate** - To automatically determine the correct settings. The term is often used with communications and networking. For example, Ethernet 10/100 cards, hubs and switches can determine the highest speed of the node they are connected to and adjust their transmission rate accordingly.

**CAT 5** - ANSI/EIA (American National Standards Institute/Electronic Industries Association) Standard 568 is one of several standards that specify "categories" (the singular is commonly referred to as "CAT") of twisted pair cabling systems (wires, junctions, and connectors) in terms of the data rates that they can sustain. CAT 5 cable has a maximum throughput of 100 Mbps and is usually utilized for 100BaseTX networks.

**CAT 5e** - The additional cabling performance parameters of return loss and far-end crosstalk (FEXT) specified for 1000BASE-T and not specified for 10BASE-T and 100BASE-TX are related to differences in the signaling implementation. 10BASE-T and 100BASE-TX signaling is unidirectional-signals are transmitted in one direction on a single wire pair. In contrast, Gigabit Ethernet is bi-directional-signals are transmitted simultaneously in both directions on the same wire pair; that is, both the transmit and receive pair occupy the same wire pair.

**Ethernet** - IEEE standard network protocol that specifies how data is placed on and retrieved from a common transmission medium. Has a transfer rate of 10 Mbps. Forms the underlying transport vehicle used by several upper-level protocols, including TCP/IP and XNS.

**Fast Ethernet** - A 100 Mbps technology based on the 10Base-T Ethernet CSMA/CD network access method.

**Hub** - The device that serves as the central location for attaching wires from workstations. Can be passive, where there is no amplification of the signals; or active, where the hubs are used like repeaters to provide an extension of the cable that connects to a workstation.

**Mbps (Megabits per second)** - One million bits per second; unit of measurement for data transmission.

**MDI (Medium Dependent Interface)** - On a network hub or switch, a MDI port, also known as an uplink port, connects to another hub or switch using a straight-through cable. To connect a MDI port to a computer, use a crossover cable.

**MDI-X (Medium Dependent Interface Crossed)** - On a network hub or switch, a MDI-X port connects to a computer using a straight-through cable. To connect a MDI-X port to another hub or switch, use a crossover cable.

**Network** - A system that transmits any combination of voice, video and/or data between users.

**Switch** - 1. A data switch connects computing devices to host computers, allowing a large number of devices to share a limited number of ports. 2. A device for making, breaking, or changing the connections in an electrical circuit.

**Topology** - A network's topology is a logical characterization of how the devices on the network are connected and the distances between them. The most common network devices include hubs, switches, routers, and gateways. Most large networks contain several levels of interconnection, the most important of which include edge connections, backbone connections, and wide-area connections.

**UTP** - Unshielded twisted pair is the most common kind of copper telephone wiring. Twisted pair is the ordinary copper wire that connects home and many business computers to the telephone company. To reduce crosstalk or electromagnetic induction between pairs of wires, two insulated copper wires are twisted around each other. Each signal on twisted pair requires both wires. Since some telephone sets or desktop locations require multiple connections, twisted pair is sometimes installed in two or more pairs, all within a single cable.

## Appendix B: Specifications

<b>Model Number</b>	SD2005 5-Port 10/100/1000 Gigabit Switch SD2008 8-Port 10/100/1000 Gigabit Switch
<b>Standards</b>	IEEE 802.3, 802.3u, 802.3x, 802.3ab
<b>Ports</b>	SD2005 5 RJ-45, 10/100/1000Mbps ports SD2008 8 RJ-45, 10/100/1000Mbps ports
<b>Cabling Type</b>	Category 5e
<b>LEDs</b>	SD2005 System, 1 through 5 SD2008 System, 1 through 8

### Environmental

<b>Dimensions</b>	5.12" x 1.18" x 5.00" (130 mm x 30 mm x 127 mm)
<b>Unit Weight</b>	14.99 oz. (0.425 kg)
<b>Power</b>	DC 12V, 1.5 A
<b>Certifications</b>	FCC Class B, CE
<b>Operating Temp.</b>	32°F to 122°F (0°C to 50°C)
<b>Storage Temp.</b>	-40°F to 158°F (-40°C to 70°C)
<b>Operating Humidity</b>	20% to 95%, Non-Condensing
<b>Storage Humidity</b>	5% to 90%, Non-Condensing

## Appendix C: Warranty Information

BE SURE TO HAVE YOUR PROOF OF PURCHASE AND A BARCODE FROM THE PRODUCT'S PACKAGING ON HAND WHEN CALLING. RETURN REQUESTS CANNOT BE PROCESSED WITHOUT PROOF OF PURCHASE.

IN NO EVENT SHALL LINKSYS'S LIABILITY EXCEED THE PRICE PAID FOR THE PRODUCT FROM DIRECT, INDIRECT, SPECIAL, INCIDENTAL, OR CONSEQUENTIAL DAMAGES RESULTING FROM THE USE OF THE PRODUCT, ITS ACCOMPANYING SOFTWARE, OR ITS DOCUMENTATION. LINKSYS DOES NOT OFFER REFUNDS FOR ANY PRODUCT.

LINKSYS OFFERS CROSS SHIPMENTS, A FASTER PROCESS FOR PROCESSING AND RECEIVING YOUR REPLACEMENT. LINKSYS PAYS FOR UPS GROUND ONLY. ALL CUSTOMERS LOCATED OUTSIDE OF THE UNITED STATES OF AMERICA AND CANADA SHALL BE HELD RESPONSIBLE FOR SHIPPING AND HANDLING CHARGES. PLEASE CALL LINKSYS FOR MORE DETAILS.

## Appendix D: Contact Information

For help with the installation or operation of this 10/100/1000 Gigabit Switch, contact Linksys Technical Support at one of the phone numbers or Internet addresses below.

<b>Sales Information</b>	800-546-5797 (LINKSYS)
<b>Technical Support</b>	800-326-7114
<b>RMA (Return Merchandise Authorization) Issues</b>	www.linksys.com (or call 949-271-5461)
<b>Fax</b>	949-265-6655
<b>E-mail</b>	support@linksys.com
<b>Web</b>	<a href="http://www.linksys.com">http://www.linksys.com</a>
<b>FTP Site</b>	<a href="ftp.linksys.com">ftp.linksys.com</a>





<http://www.linksys.com>

© Copyright 2003 Cisco Systems, Inc. All Rights Reserved.

## Free Manuals Download Website

<http://myh66.com>

<http://usermanuals.us>

<http://www.somanuals.com>

<http://www.4manuals.cc>

<http://www.manual-lib.com>

<http://www.404manual.com>

<http://www.luxmanual.com>

<http://aubethermostatmanual.com>

Golf course search by state

<http://golfingnear.com>

Email search by domain

<http://emailbydomain.com>

Auto manuals search

<http://auto.somanuals.com>

TV manuals search

<http://tv.somanuals.com>