


Part # SUP-LEDCHES-XX

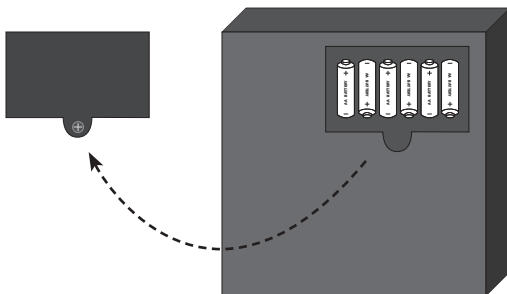
251104



Glow will fade and extinguish approximately 4 inches from chess board.

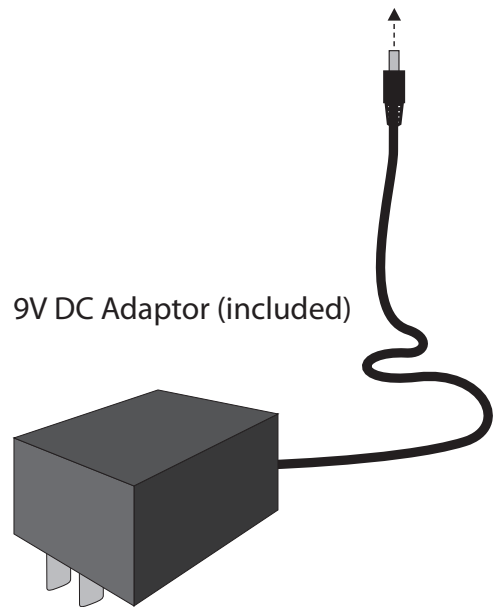
## Power Using:

6 AA Batteries (not included)



Remove battery lid using screw driver to loosen screw. Properly place 6 AA batteries in designated area. Place battery lid back on chess board and screw in place. To operate glowing LED chess pieces, move ON/OFF switch to turn on and off.

9V DC Adaptor (included)



Plug male end of adaptor into power receptacle on chess board. Plug adaptor into wall socket. To operate glowing LED chess pieces, move ON/OFF switch to turn on and off.

**\*NOTE: Do not use close to metal surfaces, interference may cause unit to malfunction.**

## Free Manuals Download Website

<http://myh66.com>

<http://usermanuals.us>

<http://www.somanuals.com>

<http://www.4manuals.cc>

<http://www.manual-lib.com>

<http://www.404manual.com>

<http://www.luxmanual.com>

<http://aubethermostatmanual.com>

Golf course search by state

<http://golfingnear.com>

Email search by domain

<http://emailbydomain.com>

Auto manuals search

<http://auto.somanuals.com>

TV manuals search

<http://tv.somanuals.com>