



**M-AUDIO**

**AV 30**

User Guide

## Introduction

Thank you for choosing the AV 30 professional desktop multimedia audio monitors. Top recording engineers and producers in studios around the world use M-Audio monitors. Now, with the AV 30 monitors, you can enjoy the same professional standard of audio quality right on your desktop.

The AV 30 has been designed and tested by veteran audio engineers to meet your needs in a desktop audio monitoring environment. Custom-tuned cabinets, optimized speaker design, and advanced crossover technology deliver the best sound you can get in monitors this size. Complete with magnetic shielding for desktop use, AV 30 delivers great audio experiences from your music and multimedia applications. The AV 30 monitor is self-powered, directly accepting a line-level signal from a variety of sources.

## AV 30 Features



### 1. Woofer

The woofer unit is 3" in diameter and is magnetically shielded to protect your computer video monitor from interference. It includes a high-temperature voice coil and 3" polypropylene treated paper cone. The woofer delivers balanced mid- and low-frequency response.

### 2. Tweeter

By employing a specially developed 1" silk cone with protective magnetic shielding, the tweeter can deliver an extremely natural response. It minimizes resonance by adapting a unique internal damping technology.

### 3. Bass Reflex Port

The hole in the rear panel is a bass reflex port. It is designed to discharge very low frequency signals and enhance the overall bass response.

### 4. Enclosure

Along with the other components, the AV 30's enclosure plays an important role. In order to provide more stable performance, we used a special medium-density fiberboard (MDF) and unique interior reinforcement designed to absorb vibration and minimize distortion. Additionally, our innovative speaker monitor cabinet includes carefully placed acoustic material that makes the AV 30 sound much bigger than it is—resulting in a smooth, natural bass response.

### 5. Stereo Auxiliary Input and Headphone Output

For maximum flexibility, we have included a stereo "Aux" input which allows you to plug in a secondary audio source (such as your portable music player) in addition to the main RCA inputs. The volume control works on all inputs simultaneously. Additionally, there is a stereo headphone output next to the "Aux" jack that mutes the sound coming out of the speakers and redirects it to your headphones.

### 6. Network & Power Amplifiers

The power amplifiers and crossover network, for the AV 30 are specially designed for this woofer and tweeter. The network distributes low-, mid-, and high-frequency audio signals to the proper components in order to minimize distortion and to achieve a balanced sound.

## Installation

For optimal performance of the AV 30, please read the following directions carefully before installation.

### Precautions

**Connections:** Your AV 30 monitors have a variety of inputs for use with a multitude of devices. Soundcards or other devices with RCA line outputs (e.g., M-Audio Delta Audiophile 24/96) can be connected to the RCA inputs on your left speaker's back panel. If your soundcard or portable music player has an 1/8" output, you can connect it to the front panel aux input, using the provided 1/8" to 1/8" cable.


**Correct Power Operation:** Since the AV 30 contains amplifiers, it must be connected to a power outlet. Before connecting power, please make sure that the On/Off switch on the back of the AV 30 is set to the off position.

### Acoustic/Traction Pads

In order to minimize vibrations and maximize physical stability, we recommend you use the provided acoustic/traction pads on the bottoms of the AV 30 monitors.

### Speaker Wire Connections


Use the red and black cable included in the AV 30 package to connect the Left and Right speakers via the red /black spring-clip terminals on the back of each speaker.



## Connecting to a Computer Sound Card or Other Audio Output Device

Before connecting the AV 30 monitors, make sure the power from the computer or other output device has been turned off and the AV 30 system is also turned off.

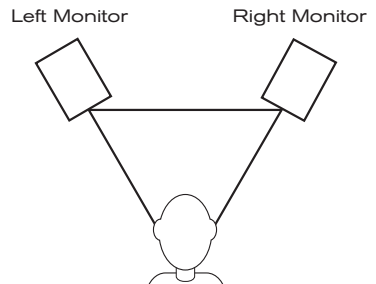
Connect the RCA input jacks to the corresponding output connectors of a computer sound card, portable music player, etc. You can also use the black 1/8" stereo mini cable to connect a secondary audio device to the "Aux" input on the front of the AV 30.



## Placing the AV 30

The way you position your speaker monitors can greatly affect the way they sound. Please refer to the following description for correct AV 30 placement.

1. The two speaker monitors and the listener should align to form an equilateral triangle.
2. Ideally, the tops of the woofers should be level with the listener's ears.



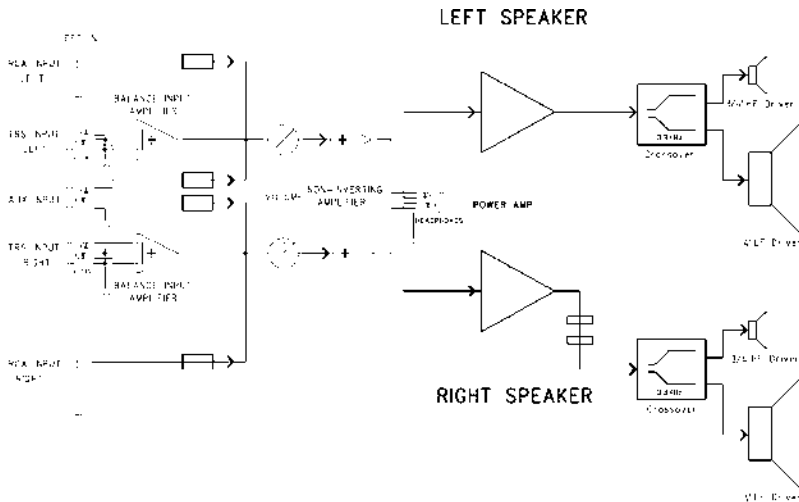
## Appendices

### Appendix A - Technical Specifications

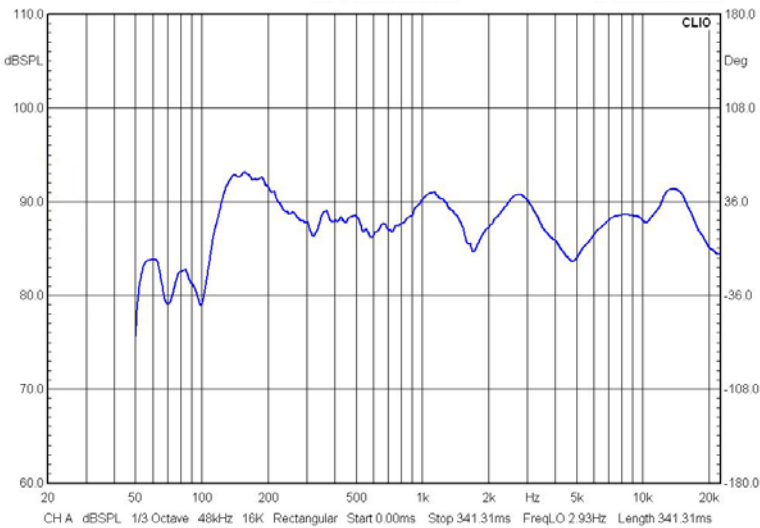
Type:	Two-way desktop reference speaker
Low-frequency driver:	3" Diameter, polypropylene-coated, magnetically shielded with high-temperature voice coil
High-frequency driver:	1" Diameter, magnetically shielded silk cone tweeter
Frequency response:	90 Hz – 20 kHz
Crossover frequency:	3.3 kHz
RMS SPL:	101.5 dB @ 1 meter
Signal-to-noise ratio:	> 90 dB (typical, A-weighted)
Input connectors:	Left and right RCA line input and 1/8" aux input
Polarity:	Positive signal at "+" input produces outwardlow-frequency cone displacement
Dynamic power:	10 Watts continuous, per channel into 4 $\Omega$
Input impedance:	10 k $\Omega$ unbalanced, 20 k $\Omega$ balanced
Input sensitivity:	100 mV pink noise input produces 90 dBA output SPL at 1 meter with volume control at maximum
Protection:	RF interference, output current limiting, over temperature, turn on/off transient, subsonic filter
Indicator:	Blue power LED ring around volume knob on front panel
Power requirements:	100-120V/~50/60 Hz, 220-240V/~50/60 Hz; powered via detachable 2-conductor line cord
Cabinet:	Vinyl-laminated MDF
Dimensions:	7.9" (H) x 5.3" (W) x 6.3" (D) 20 cm (H) x 13.4 cm (W) x 16 cm (D)
Weight:	11.7 lbs. / 5.3 kg

*Specifications subject to change without notice*

### Appendix B - Block Diagram



### Appendix C - Frequency Response Curve



## Compliance Information

### Environmental Compliance

#### Disposal of Waste Equipment by Users in the European Union

This symbol on the product or its packaging indicates that this product must not be disposed of with other waste. Instead, it is your responsibility to dispose of your waste equipment by handing it over to a designated collection point for the recycling of waste electrical and electronic equipment. The separate collection and recycling of your waste equipment at the time of disposal will help conserve natural resources and ensure that it is recycled in a manner that protects human health and the environment. For more information about where you can drop off your waste equipment for recycling, please contact your local city recycling office or the dealer from whom you purchased the product.



### Proposition 65 Warning

*This product contains chemicals, including lead, known to the State of California to cause cancer and birth defects or other reproductive harm. **Wash hands after handling.***

### Perchlorate Notice

This product may contain a lithium coin battery. The State of California requires the following disclosure statement: "Perchlorate Material – special handling may apply, See [www.dtsc.ca.gov/hazardouswaste/perchlorate](http://www.dtsc.ca.gov/hazardouswaste/perchlorate)."

### Recycling Notice



## EMC (Electromagnetic Compliance)

Avid declares that this product complies with the following standards regulating emissions and immunity:

FCC Part 15 Class B  
EN55013  
EN61000-3-2  
EN61000-3-3  
EN55020  
AS/NZS CIPR 22 Class B  
CISPR 22 Class B

### FCC Compliance for United States

#### Radio and Television Interference

This equipment has been tested and found to comply with the limits for a Class B digital device, pursuant to Part 15 of the FCC Rules.

#### DECLARATION OF CONFORMITY

We, Avid, 2001 Junipero Serra Boulevard Daly City, CA 94014-3886, USA 650-731-6300 declare under our sole responsibility that the product AV 30 comply with Part 15 of FCC Rules. Operation is subject to the following two conditions: (1) this device may not cause harmful interference, and (2) this device must accept any interference received, including interference that may cause undesired operation.



**Australian Compliance**



### **Canadian Compliance**

This Class B digital apparatus complies with Canadian ICES-003

Cet appareil numérique de la classe B est conforme à la norme NMB-003 du Canada

### **CE Compliance**

(EMC and Safety)

Avid is authorized to apply the CE (Conformité Européenne) mark on this compliant equipment thereby declaring conformity to EMC Directive 2004/108/EC and Low Voltage Directive 2006/95/EC.



### **Safety Compliance**

#### **Safety Statement**

This equipment has been tested to comply with USA and Canadian safety certification in accordance with the specifications of UL Standards: UL60065 7th /IEC 60065 7th and Canadian CAN/CSA C22.2 60065:03. Avid Inc., has been authorized to apply the appropriate UL & CUL mark on its compliant equipment.

## **Legal Notices**

This guide is copyrighted ©2010 by Avid Technology, Inc., with all rights reserved. Under copyright laws, this guide may not be duplicated in whole or in part without the written consent of Avid Technology, Inc. Avid, M-Audio, AV 30 and Studiophile are either trademarks or registered trademarks of Avid Technology, Inc. All other trademarks contained herein are the property of their respective owners.

Product features, specifications, system requirements, and availability are subject to change without notice.

Guide Part Number 9320-65019-00 REV A 11/10

### **Documentation Feedback**

We are always looking for ways to improve our documentation. If you have comments, corrections, or suggestions regarding our documentation, email us at [techpubs@avid.com](mailto:techpubs@avid.com).

### **Warranty Terms**

M-Audio warrants products to be free from defects in materials and workmanship, under normal use and provided that the product is owned by the original, registered user. Visit [www.m-audio.com/warranty](http://www.m-audio.com/warranty) for terms and limitations applying to your specific product.

### **Warranty Registration**

Thank you for registering your new M-Audio product. Doing so immediately both entitles you to full warranty coverage and helps M-Audio develop and manufacture the finest quality products available. Register online at [www.m-audio.com/register](http://www.m-audio.com/register) for the chance to win M-Audio giveaways.



Avid  
5795 Martin Road  
Irwindale, CA  
91706-6211 USA

Technical Support (USA)  
Visit the Online Support  
Center at  
[www.m-audio.com/support](http://www.m-audio.com/support)

Product Information  
For company and product  
information, visit us on the  
web at [www.avid.com](http://www.avid.com)

9320-65019-00 REV A

## Free Manuals Download Website

<http://myh66.com>

<http://usermanuals.us>

<http://www.somanuals.com>

<http://www.4manuals.cc>

<http://www.manual-lib.com>

<http://www.404manual.com>

<http://www.luxmanual.com>

<http://aubethermostatmanual.com>

Golf course search by state

<http://golfingnear.com>

Email search by domain

<http://emailbydomain.com>

Auto manuals search

<http://auto.somanuals.com>

TV manuals search

<http://tv.somanuals.com>