

## SP800S Specifications System

Freq. Range (-10 dB):  
60Hz-220Hz

Freq. Response ( $\pm 3$  dB):  
75Hz-190Hz

System Sensitivity:  
91 dB, 1W@1m

Rated Maximum SPL:  
112 dB @ 1 m (3.3 ft) peak

System Input Power Rating:  
60W RMS, 240W Peak

Constant Voltage:  
70V, 100V

Power Taps:  
4, 7.5, 15, 30, 60W

Crossover: 220Hz, 12 dB per octave

### Transducers

Low Frequency:  
8" (200mm) carbon fiber woofer

### Physical

Enclosure:  
Rectangular MDF board construction

Attachment Inserts:  
6 points M5 threaded

Color:  
Black or white (SP800SW) PVC covering

Input Connectors:  
Terminal strip connector plate

Dimensions HxWxD:  
23.82" x 13.82" x 7.87"  
(605 mm x 351 mm x 200 mm)

Net Weight:  
33 lb. (15.0 kg)

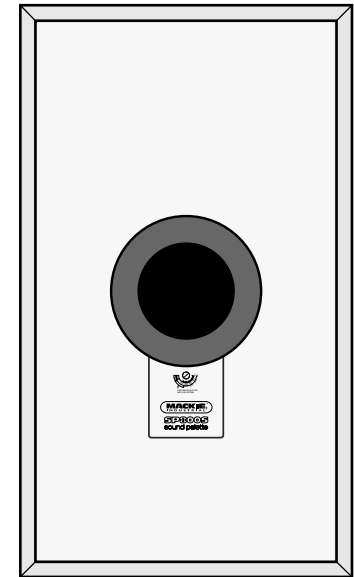
### Options

Wall and ceiling vent grilles available



## SP800S Subwoofer Speaker

### Quick-Start Guide



The SP800S is an innovative and compact subwoofer designed for constant voltage, parallel connection to a distributed system. It is ideal for music reinforcement for business applications. It can be flush-mounted into standard framed wall, a drop ceiling, or surface mounted on any flat surface.

The high-power transducer is a unique 8" carbon fiber woofer.

Connections are made to a terminal strip connector with a parallel input/output that allows for easy daisy-chaining. A built-in 70V/100V transformer provides selectable wattage taps.

The enclosure is constructed of MDF board with six M5 threaded inserts that can be used with a variety of optional installation hardware.

### Safety First!

Before connecting and using the equipment, please read this Quick-Start Guide carefully and keep it for future reference.

**WARNING!** This equipment has been designed to be installed by qualified professionals only! There are many factors to be considered when installing professional sound reinforcement systems, including mechanical and electrical considerations, as well as acoustic coverage and performance. Mackie Industrial strongly recommends that this equipment be installed only by a professional sound installer or contractor.

**MACKIE®**  
**INDUSTRIAL™**

industrial@mackie.com

16220 Wood-Red Road NE Woodinville, WA 98072

TEL +888.337.7404, FAX +425.487.4337

UK +44.1268.570.808, FAX +44.1268.570.809 +industrial@rcf-uk.com

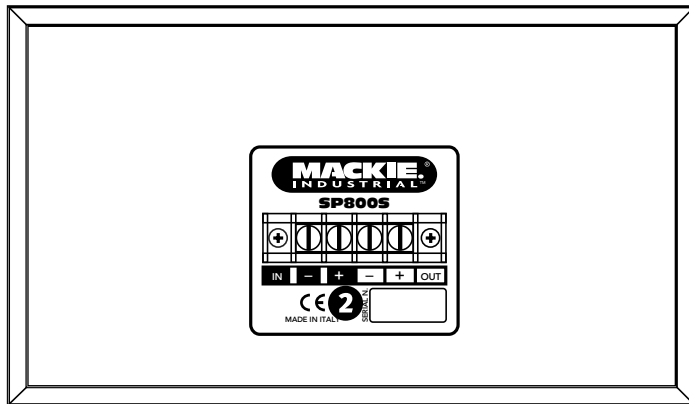
ITALY +39.0522.354.111, FAX +39.0522.332.294 +industrial@rcf.it

FRANCE +33.3.8546.9160, FAX +33.3.8546.9161 +industrial@rcf.fr

GERMANY +49.2572.96042.0, FAX +49.2572.96042.10 +industrial@mackie.de

Part No. 910-186-20 Rev. A 3/00

© 2000 Mackie Industrial. All Rights Reserved. Printed in the USA.

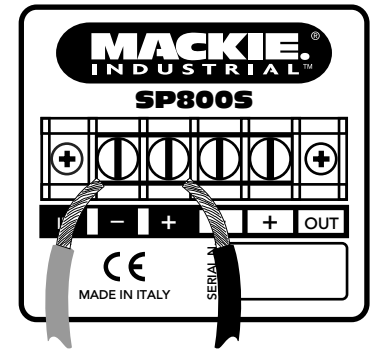


## Rear Panel Features and Controls

1. This rotary control selects the power tap for the internal constant voltage transformer. For a 70V system, choices are 4, 7.5, 15, 30, and 60W. For a 100V system, choices are 8W, 15W, 30W, and 60W.
2. This terminal strip is used to connect the speaker wiring to the SP800S. Connect the amplifier output to the IN screw terminals. Use the OUT terminals to daisy-chain the signal to the next speaker in the distributed system.

## Connections

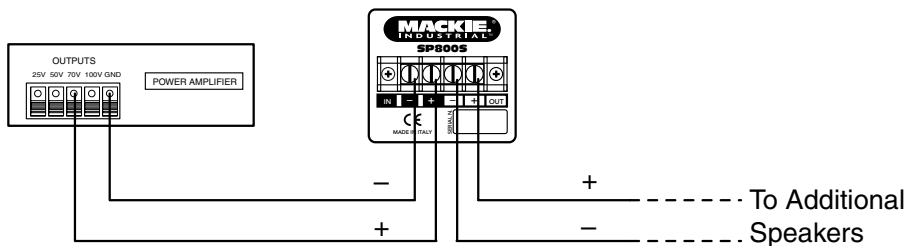
To use the terminal strip connector, strip the speaker wire back about 1/2" inch, loosen the screws on the terminal strip and wrap the wire around the screw. Tighten down the screw with a small slot-head screwdriver.



## Installation

The SP800S can be mounted using the optional mounting brackets. Optional wall and ceiling vent grills are also available.

## Hookup



70V Connection

**WARNING:** Consult a professional rigger or structural engineer prior to suspending loudspeakers from a structure not intended for that use. Always know the working load limit of the structure supporting the loudspeaker array. Always make sure that the rigging hardware minimum rating is at least five times the actual load.



## Free Manuals Download Website

<http://myh66.com>

<http://usermanuals.us>

<http://www.somanuals.com>

<http://www.4manuals.cc>

<http://www.manual-lib.com>

<http://www.404manual.com>

<http://www.luxmanual.com>

<http://aubethermostatmanual.com>

Golf course search by state

<http://golfingnear.com>

Email search by domain

<http://emailbydomain.com>

Auto manuals search

<http://auto.somanuals.com>

TV manuals search

<http://tv.somanuals.com>