


Quick-Start Guide

The MR8 (Black) and MR8W (White) are a compact two-way speaker system designed for constant-impedance systems. The 8" carbon fiber woofer, in combination with a 1" titanium dome tweeter mounted on a 110° x 90° constant directivity horn, provide natural, smooth sound reproduction, ideal for use in business music systems, indoor/outdoor foreground/background music applications, and near-field monitoring.

The passive crossover is designed to reduce heat dissipation and optimize the power response of the loudspeaker. Connections are made to recessed, gold plated banana terminals.

The enclosure is constructed of high-density polystyrene, with integrated mounting points for use with the optional mounting hardware, and includes a protective perforated steel grille.



Safety First!

Before connecting and using the equipment, please read this Quick-Start Guide carefully and keep it for future reference.

WARNING! This equipment has been designed to be installed by qualified professionals only! There are many factors to be considered when installing professional sound reinforcement systems, including mechanical and electrical considerations, as well as acoustic coverage and performance. Mackie Industrial strongly recommends that this equipment be installed only by a professional sound installer or contractor.

1. Attention to the precautions – Always follow the precautions provided on this Mackie Industrial product and in the instruction manual.

2. Water and humidity – Do not use this Mackie Industrial product near water; for example, in the vicinity of a bath tub or sink, in a damp cellar, near a swimming pool, etc..

3. Foreign bodies and liquids – Be careful not to allow any foreign bodies or liquids to get into this Mackie Industrial product.

4. Technical service – The user should never attempt to make any repairs on this Mackie Industrial product unless otherwise indicated in the instruction manual. All repairs should be made by qualified service technicians.

5. Installation – Do not install this Mackie Industrial product in any way that is not provided for in the instruction manual.

6. Stacking multiple units – To prevent the danger of falling equipment, never stack multiple units of this Mackie Industrial product unless this possibility is expressly indicated in the instructions.

7. Respect the safety standards – The entire sound system must be designed in compliance with the current standards and laws regarding electrical systems.

8. Specifications – When installing and using this Mackie Industrial product, keep in mind the technical specifications indicated in the dedicated section of the manual.

9. Accessories – Install and use this Mackie Industrial product only with the accessories specified by the manufacturer or supplied with the product.

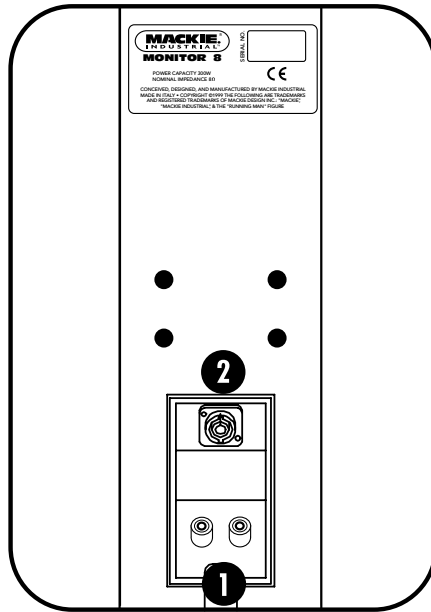
Hearing loss - Exposure to high sound levels can cause permanent hearing loss. The sound pressure level which leads to hearing loss varies considerably from one person to another, and depends on the duration of exposure. The U.S. Government’s Occupational Safety and Health Administration (OSHA) has established the maximum sound pressure levels that can be with stood without causing damage, which are shown in the table

below. According to the OSHA regulations, any exposure over the maximum limits indicated in the table can reduce the hearing capacity of a person. To prevent potentially dangerous exposure to high sound pressure levels, anyone subjected to such levels must use suitable protection. When a Mackie Industrial product capable of producing high sound levels is being used, it is therefore necessary to wear ear plugs or protective earphones when the limits shown in the table are exceeded.

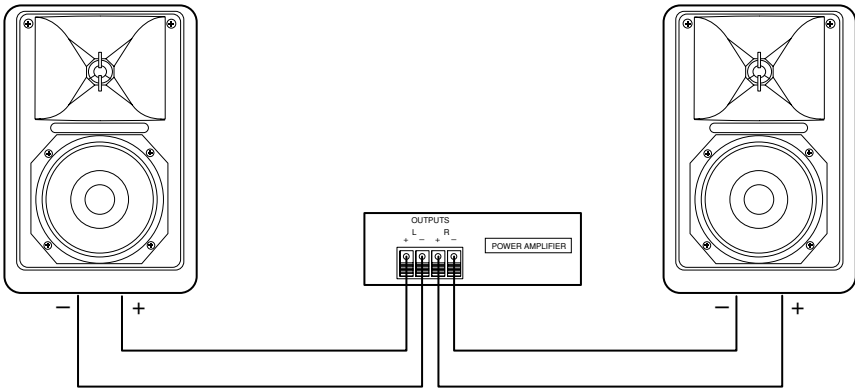
Consult the specifications provided in the instruction manual to know the maximum sound pressure (SPL) the speaker is capable of producing.

Duration per day (hours)	Sound level (dBA)	Typical example
8	90	Duo in a small club
6	92	
4	95	Subway train
3	97	
2	100	Very loud classical music
1.5	102	
1	105	Locomotive at 50 feet
0.5	110	
0.25 or less	115	Loudest parts at a rock concert





Hookup




4 Ohm Stereo Connection

Rear Panel Features and Controls

1. Use these gold-plated banana jacks to connect the speaker wiring.
2. This is a Neutrik® Speakon connector. It provides a safe and secure method of connecting speaker cables to the MR8. The connector has a twist-locking mechanism that prevents it from being pulled out accidentally.

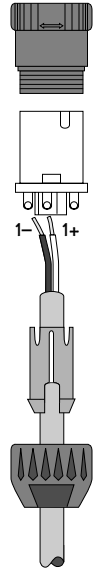
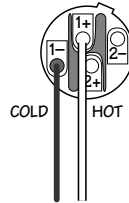
Connections

The gold-plated banana jacks are designed to accept single or double banana plugs. They provide a method of quickly connecting and disconnecting speaker cables to and from the speaker. Double banana plugs have a tab on one side to indicate the ground (GND) side of the connector. This side connects to the negative (-) terminal.



The Speakon connectors use the following wiring standard:

- Pin 1+ = Signal (+)
- Pin 1- = Ground (-)



Installation

The MONITOR MR8 can be mounted using the optional mounting brackets. These include the following:

MA8-3 (MA8-3W):

U-bracket, Black (White)

MA8-7: Speaker tilt bracket for 4 clustered speakers, Black

WARNING: Consult a professional rigger or structural engineer prior to suspending loudspeakers from a structure not intended for that use. Always know the working load limit of the structure supporting the loudspeaker array. Always make sure that the rigging hardware minimum rating is at least five times the actual load.



MR8/MR8W

Specifications

System:

- Freq. Range (-10 dB):
50Hz-21kHz
- Freq. Response (-3 dB):
70Hz-20kHz
- Horz. Coverage Angle (-6 dB):
110°, averaged 800Hz-16kHz
- Vert. Coverage Angle (-6 dB):
90°, averaged 800Hz-16kHz
- Directivity Factor Q (DI):
6.5 (8.2), averaged 800Hz-16kHz
- System Sensitivity ¹:
91 dB, 1W@1m
- Rated Maximum SPL:
120 dB @ 1 m (3.3 ft) peak
- Rated Nominal Impedance:
8Ω (bypassed)
- System Input Power Rating ²:
300W IEC, 1200W Peak
- Recommended Amplifier ³:
450W
- Crossover Frequency:
1.6kHz, 12 dB/octave

Transducers:

- Low Frequency:
8" (200 mm) carbon fiber woofer with
1.5" (38mm) coil
- High Frequency:
1" (25 mm) horn-loaded titanium dome
tweeter, Ferrofluid® cooled

Physical:

- Enclosure:
45° back angles, high density
polystyrene
- Attachment Inserts:
4 integrated threaded insert points
- Color: Matte black (MR8)
White (MR8W)
- Grille: Matching perforated steel grille
- Input Connectors:
Gold-plated banana terminals
Neutrik Speakon connector
- Dimensions HxWxD:
16.94 in x 11.42 in x 10.24 in
(430 mm x 290 mm x 260 mm)
- Net Weight:
21.6 lb (9.8 kg)

Options:

- MA8-3 (MA8-3W):
U-bracket, Black (White)
- MA8-7: Speaker tilt bracket for 4 clustered
speakers, Black

¹ Measured on-axis in the far field with 1 watt (2.00V RMS @ 4Ω) input and referenced to 1 meter distance using the inverse square law. Listed sound pressure represents an average from 300Hz to 3kHz.

² IEC Spectrum, peak for 2 hours with +4.5 dB crest factor.

³ Recommended Amplifier is a power capability value that should be taken as a guide.



MACKIE®
INDUSTRIAL™

www.mackieindustrial.com

16220 Wood-Red Road NE, Woodinville, WA 98072 USA
TEL 888.337.7404, **FAX** 425.487.4337, industrial@mackie.com
UK +44.1268.571.212, **FAX** +44.1268.570.809 industrial@rcf-uk.com
ITALY +39.0522.354.111, **FAX** +39.0522.926.208 industrial@rcf.it
FRANCE +33.3.8546.9160, **FAX** +33.3.8546.9161 rcf.commercial@wanadoo.fr
GERMANY +49.2572.96042.0, **FAX** +49.2572.96042.10 industrial@mackie.de

Part No. 910-196-20 Rev. C1 2/02

© 2002 Mackie Industrial. All Rights Reserved.

Free Manuals Download Website

<http://myh66.com>

<http://usermanuals.us>

<http://www.somanuals.com>

<http://www.4manuals.cc>

<http://www.manual-lib.com>

<http://www.404manual.com>

<http://www.luxmanual.com>

<http://aubethermostatmanual.com>

Golf course search by state

<http://golfingnear.com>

Email search by domain

<http://emailbydomain.com>

Auto manuals search

<http://auto.somanuals.com>

TV manuals search

<http://tv.somanuals.com>